

Log Max 3000T

HEADS ABOVE THE COMPETITION

Spare part manual



www.logmax.com



Stationsvägen 12 - 77013 Grangärde - SWEDEN
Phone: +46 240 59 11 00
info@logmax.com www.logmax.com

Contents

Frame and protection	11
Frame with protective cover.....	13
Frame.....	15
Protective cover	17
Filling cap	19
Cushioned protection plate	21
Solid protection plate	23
Delimiting unit	25
Upper delimiting knife	27
Upper delimiting knife sensor	29
Left and right delimiting knives assembly.....	31
Left and right delimiting knives	33
Hydraulic cylinder.....	35
Lower delimiting knife assembly.....	37
Lower delimiting knife	39
Hydraulic cylinder.....	41
Feeding unit.....	43
Feed roller arms assembly	45
Feed roller arms	49
Feed roller motors 398 ccm	51
Feed roller motor 398 ccm.....	53
Feed roller motors 364 ccm	55
Feed roller motor 364 ccm.....	57
Hydraulic cylinder.....	59
Feed rollers V-steel E.....	61
Feed rollers V-steel S.....	63
Measuring	65
Diameter measuring unit.....	67
Length measuring unit	69
Hydraulic cylinder.....	71
Length measuring arm.....	73
Felling unit.....	75
Felling link assembly.....	77
Felling link	79
Hydraulic cylinder.....	81
Saw unit	83
Hydraulics for saw unit 218 F11-19	85
Saw unit 218 F11-19	87
Hydraulics for saw unit 318 F11-19	89
Saw unit 318 F11-19	93
Hydraulics for saw unit 318 True-Cut.....	95
Saw unit 318 True-Cut	99
Saw motor F11-19 assembly	101
Saw motor F11-19.....	103
Saw motor True-Cut assembly	105

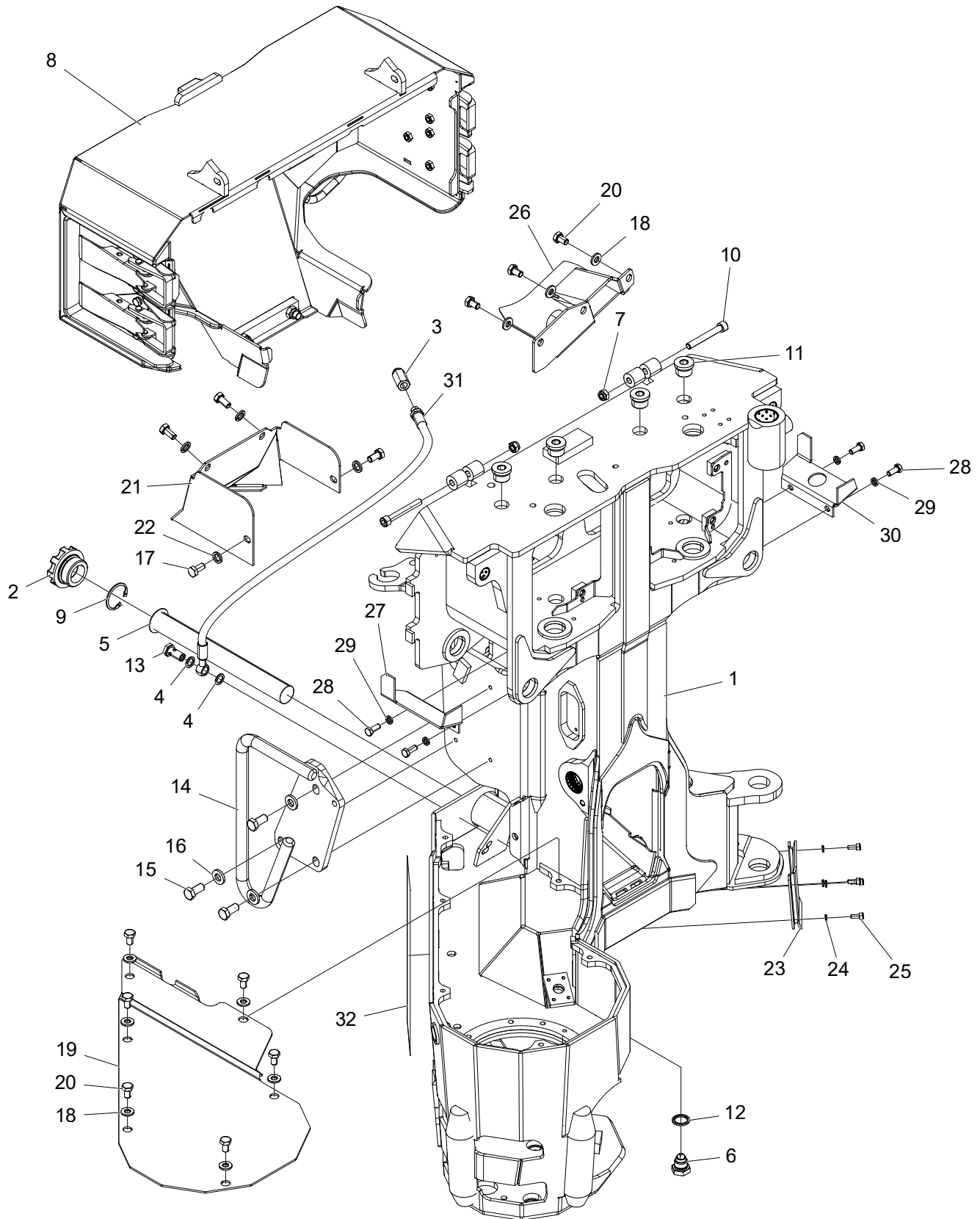
Saw motor True-Cut assembly	107
Saw unit 218	109
Saw bracket 218	111
Saw unit 318	113
Saw bracket 318	115
Saw bar holder 02	117
Saw 218/318 F11-19 saw bar and saw chain	119
Saw 218 True-Cut saw bar and saw chain	121
Saw 318 True-Cut saw bar and saw chain	123
Bearing unit.....	125
Manifold	127
Saw valve.....	129
Manifold	131
Manifold	133
Hydraulic cylinder	135
Saw sensors	137
Easy Greasy	139
Easy Greasy pump.....	141
Grease lubrication.....	143
Rotators	145
Rotator AV12S	147
Rotator H152D.....	149
Accessories	151
Accumulation unit with rotator control.....	153
Manifold.....	157
Hydraulic cylinder.....	159
Color marking	161
Color pump.....	165
Direction valve	167
Color marking manifold	169
Protective bar for color marking.....	171
Protective bar.....	173
Saw dust cover	175
Find End kit.....	177
Find End.....	179
Rubber cover	181
Rotator control	183
Manifold.....	185
Directional valve	187
Heavy duty kit	189
Stump treatment saw 218.....	191
Stump treatment saw 318.....	193
Tool kit.....	195
Hydraulic system	197
Hydraulic assambly.....	199
Right manifold assembly	201
Right manifold.....	203
Inlet manifold S1	205
Delimiting knife section S2	207

Feed section S3.....	209
End section S4	211
Feed reducer	213
Relief valve 330 bar	215
Reducer valve.....	217
Compensator kit	219
Compensator kit	221
Relief valve 125 bar	223
Relief valve 160 bar	225
Cap EC/PC	227
Cap EC/A036.....	229
Solenoid.....	231
Relief valve 280 bar	233
Relief valve 320 bar	235
Left manifold assembly	237
Left manifold	239
Directional valve	241
Directional valve	243
Directional valve	245
Directional valve	247
Check valve	249
Pressure reducer valve 210 bar	251
Pressure reducer valve 190 bar	253
Pressure reducer valve 160 bar	255
Check valve	257
Pressure reducer valve.....	259
Manifold	261
Directional valve	263
Relief valve	265
Control system	267
Log Mate 500/510.....	269
Log Mate 500/510 cable list	271
Dasa Forester	275
Dasa Forester cable list	277
Interface.....	281
Interface cable list	283
Hose kits	287



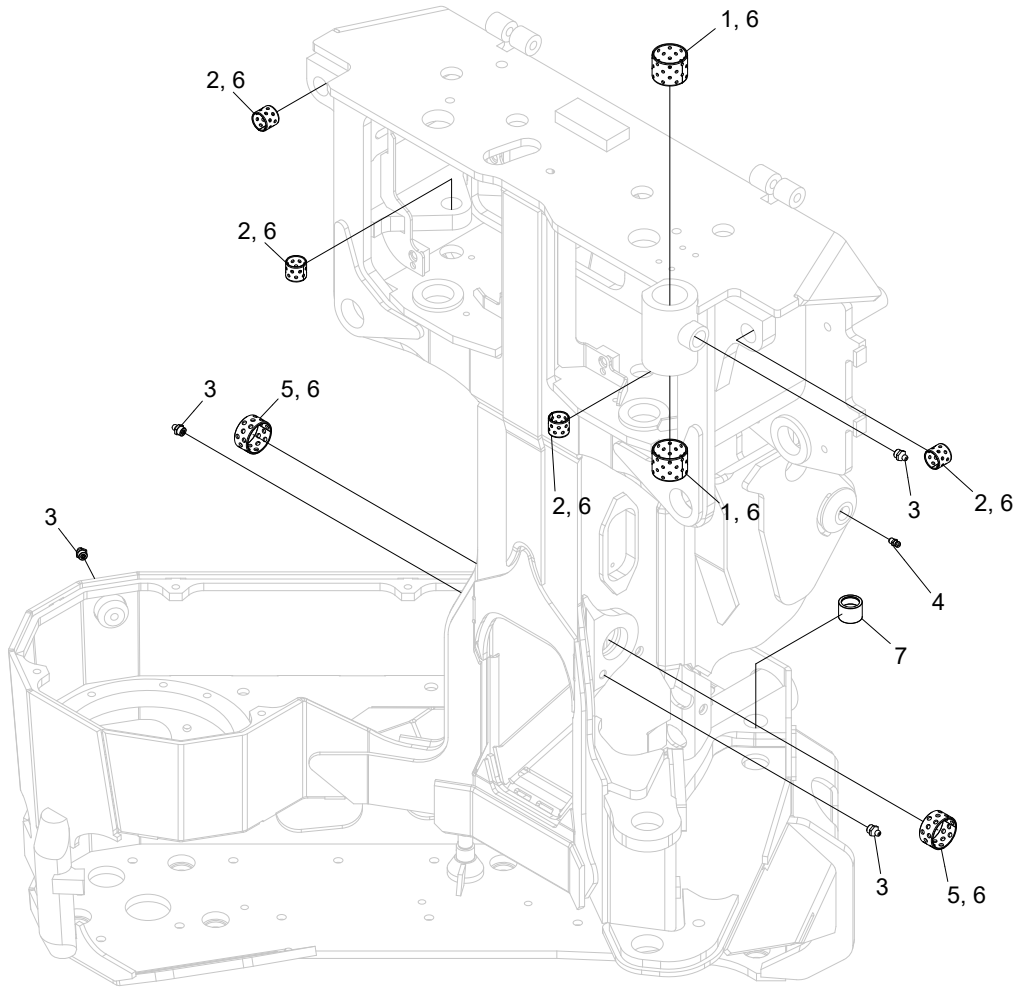
=requires special instructions from Log Max AB

Frame and protection



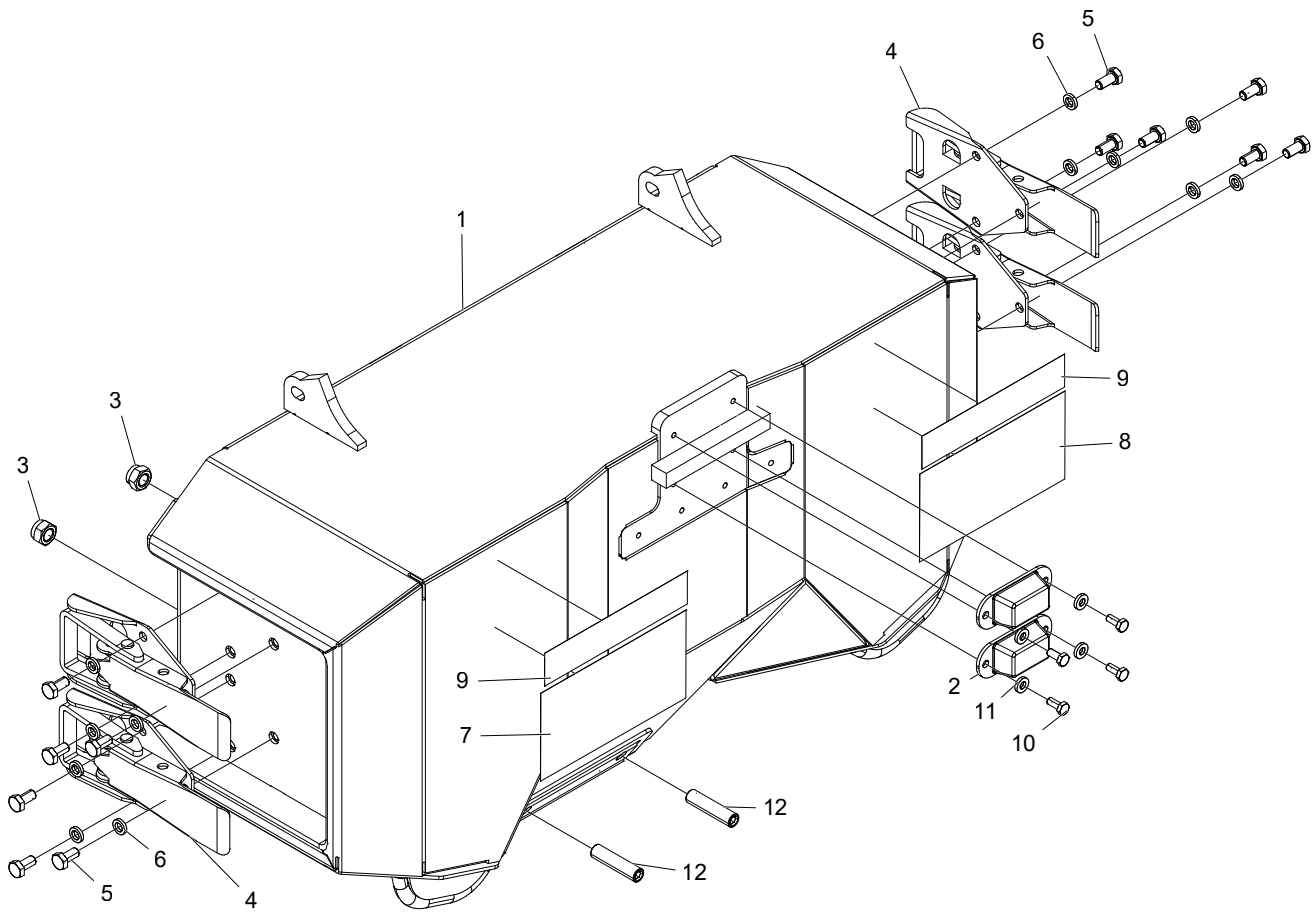
Frame with protective cover

Structure 005350				
Pos.	Part no.	Quantity	Description	Specification
1	018747	1	Frame	
2	013969	1	Filling cap	
3	015037	1	Breather valve	
4	601200	2	Copper seal	13x19x1,5
5	015351	1	Filter	
6	015642	1	Magnetic plug	1/2"
7	502055	2	Nut	M10
8	034533	1	Protective cover	
9	517238	1	Circlip	45
10	501215	2	Screw	M10x75 12.9
11	601004	4	Hex plug	3/4"
12	601103	1	Bonded seal	1/2"
13	601704	1	Banjo screw	1/4"
14	012816	1	Hose leader	
15	500090	3	Screw	M12x25 8.8 FZB
16	503076	3	Washer	M12 NL sp
17	500066	4	Screw	M10x20 8.8 FZB
18	503075	9	Washer	M10 NL sp
19	017792	1	Cover	
20	500065	9	Screw	M10x16 8.8 FZB
21	017796	1	Cover	
22	503060	4	Washer	M12 NL
23	017630	1	Cover	
24	503065	4	Washer	M6 NL
25	501044	4	Screw	M4x16 12,9
26	015341	1	Cover	
27	015934	1	Cover	
28	500043	4	Screw	M8x20 8.8 FZB
29	503055	4	Washer	M8 NL
30	015933	1	Cover	
31	644237	1	Bleed hose	
32	519173	1	Decal	



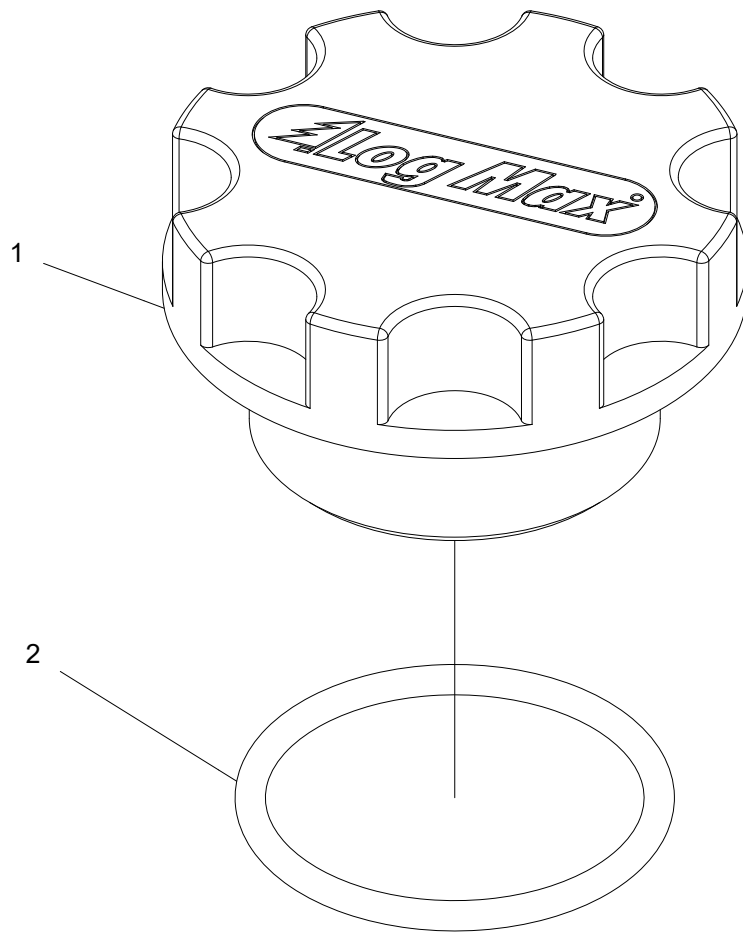
Frame

Structure 018747				
Pos.	Part no.	Quantity	Description	Specification
1	512012	2	Bushing	35x30
2	512001	4	Bushing	20x20
3	625000	4	Grease nipple	1/8"
4	625004	1	Grease nipple	M6
5	512083	2	Bushing	
6			Glue	603
7	512084	1	Bushing	



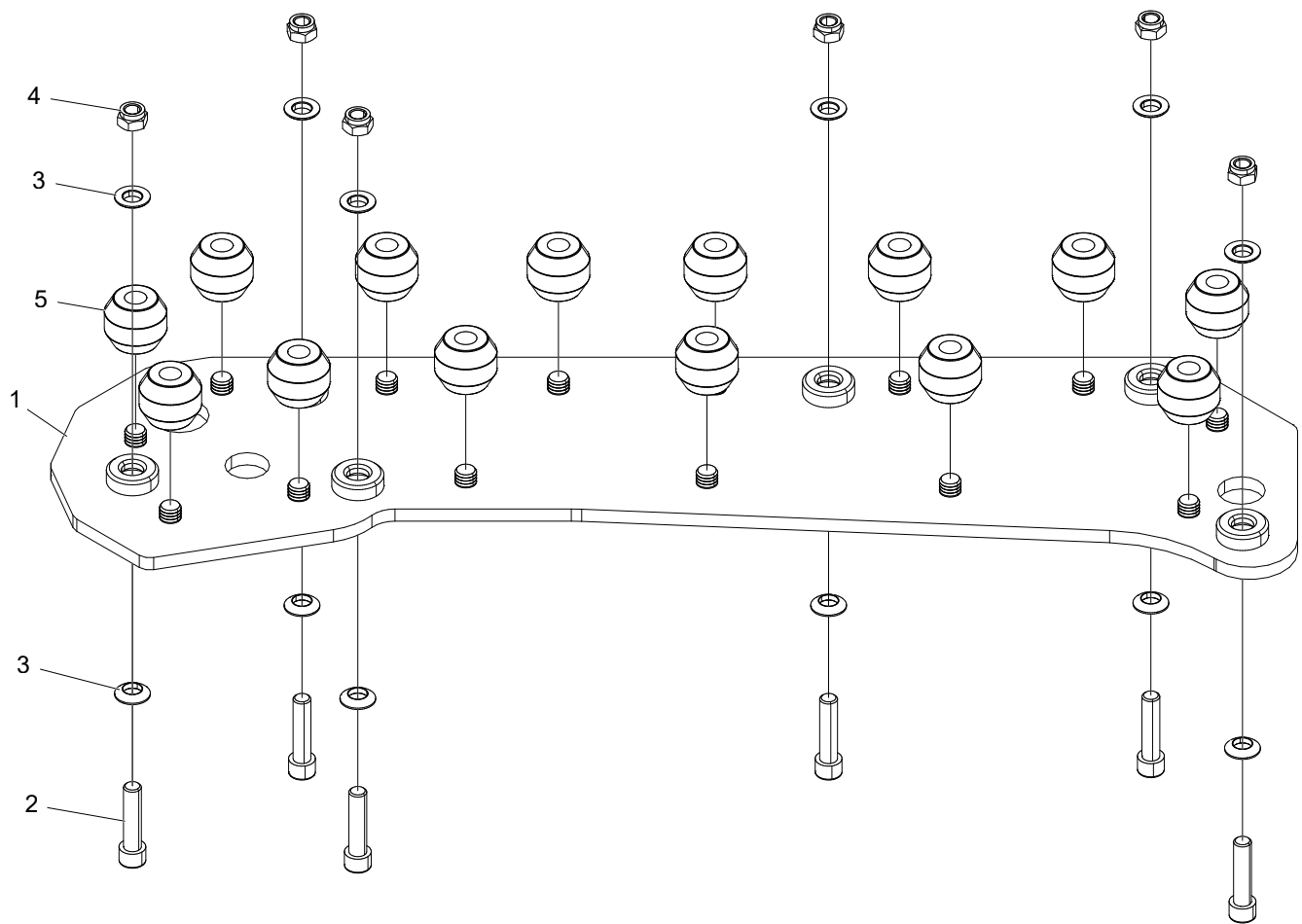
Protective cover

Structure 034533				
Pos.	Part no.	Quantity	Description	Specification
1	034530	1	Protective cover	
2	012845	2	Rubber damper	
3	502056	2	Nut	M12
4	519085	4	Overcentre latch	
5	500042	12	Screw	M8x16 8.8 FZB
6	503055	12	Washer	M8 NL
7	519140	1	Decal	
8	519141	1	Decal	
9	519169	2	Decal	
10	500022	4	Screw	M6x14 8.8 FZB
11	503073	4	Washer	M6 NL sp
12	513052	2	Screw	M12x35



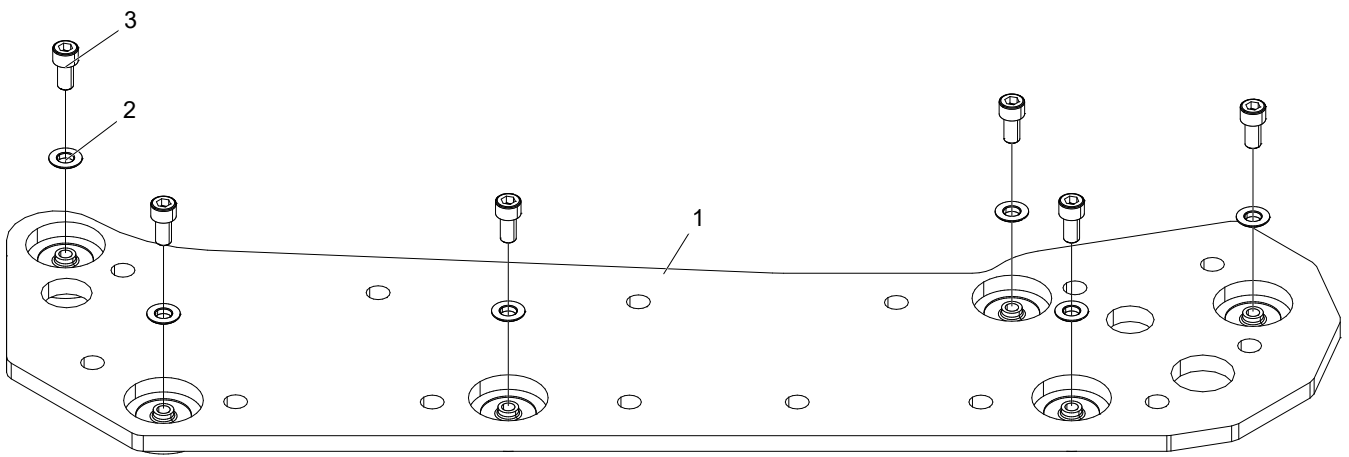
Filling cap

Structure 013969				
Pos.	Part no.	Quantity	Description	Specification
1	014369	1	Filling cap	
2	543028	1	O-ring	44,04x3,53



Cushioned protection plate

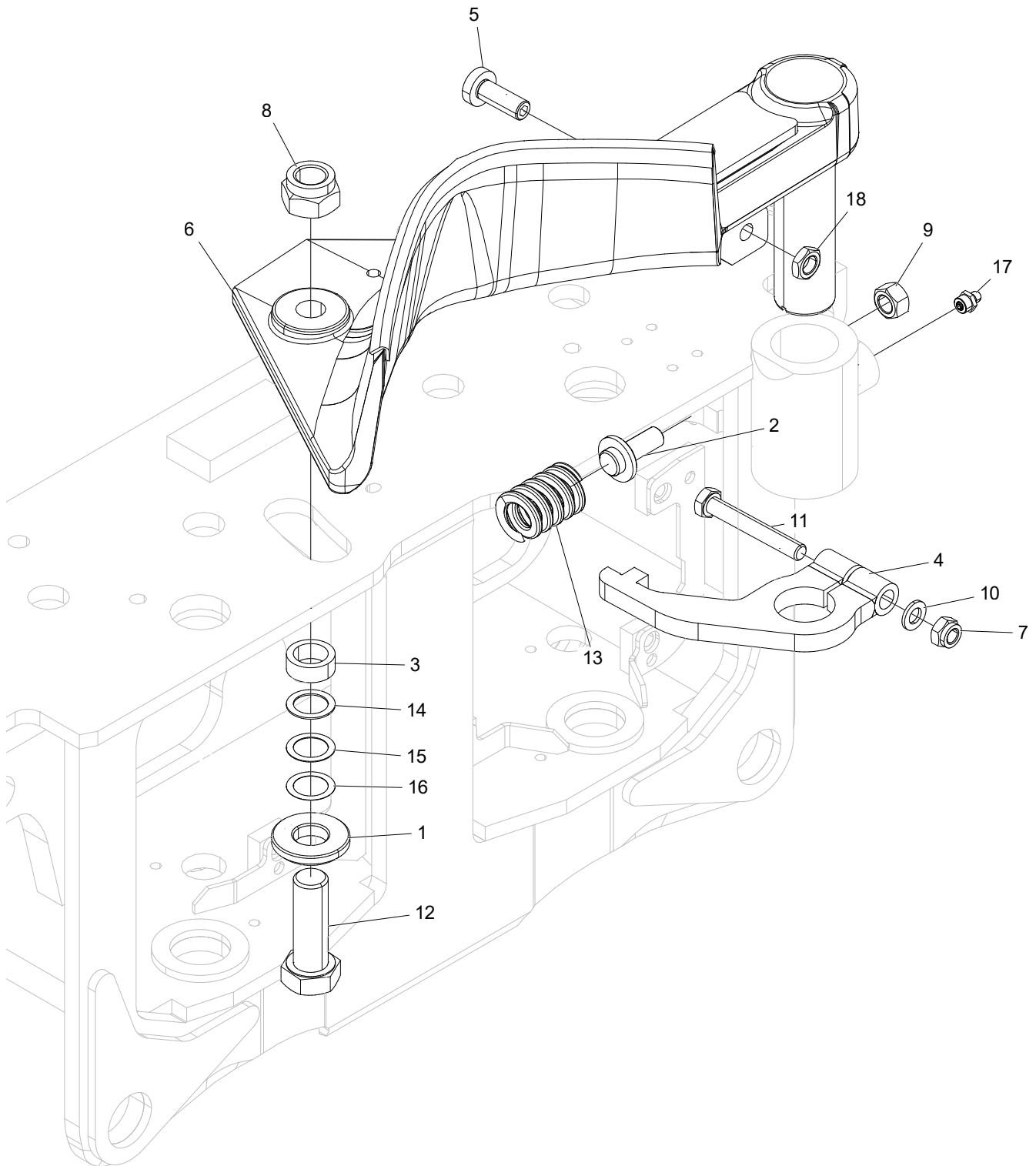
Structure 034513				
Pos.	Part no.	Quantity	Description	Specification
1	017759	1	Protective plate	
2	017856	6	Screw	M12x50 12.9
3	018058	12	Spherical washer	M12
4	502056	6	Nut	M12
5	524025	14	Rubber spring	



Solid protection plate

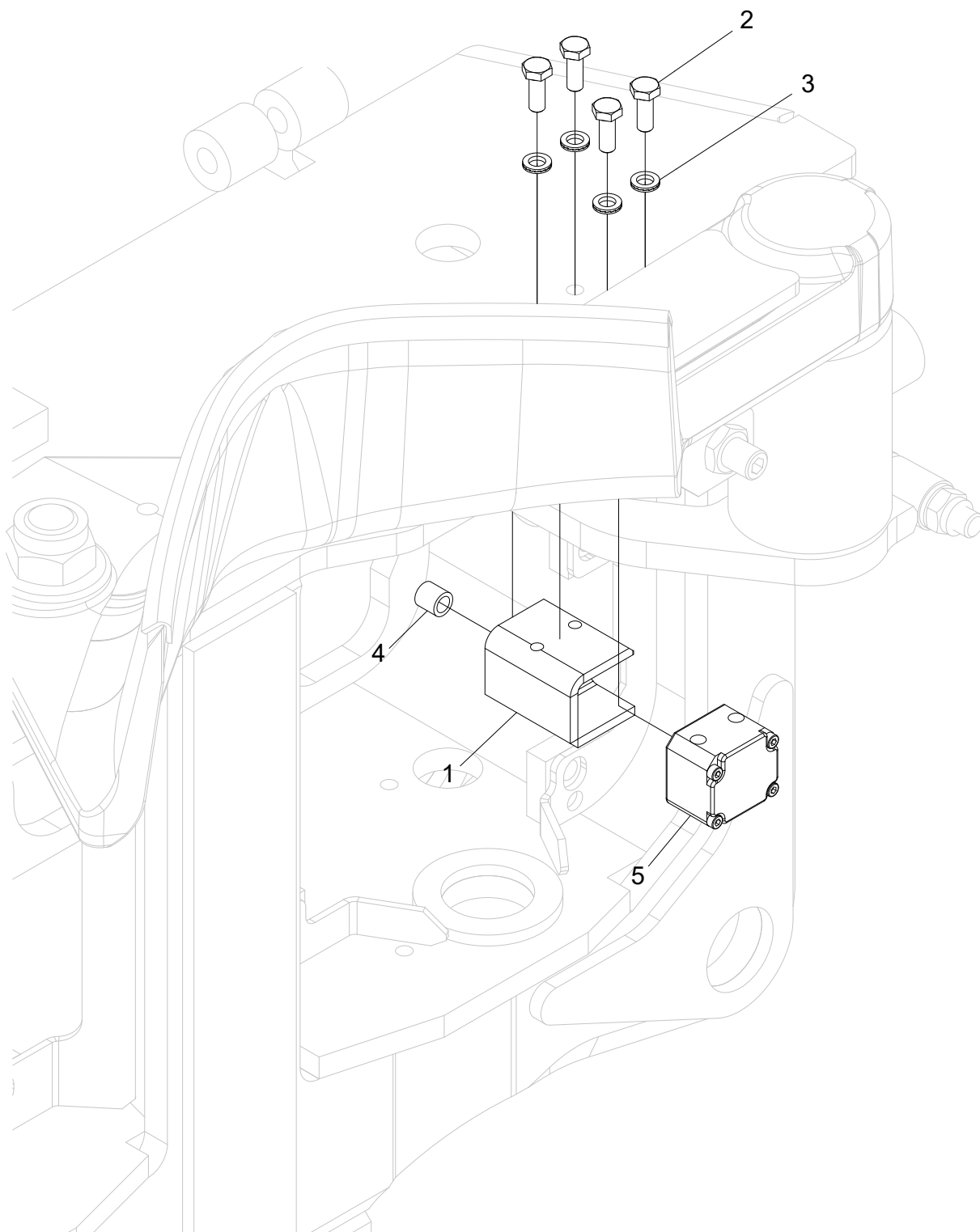
Structure 034514				
Pos.	Part no.	Quantity	Description	Specification
1	017761	1	Protective plate	
2	018057	6	Spherical washer	M10
3	501087	6	Screw	M10x20 12.9

Delimiting unit



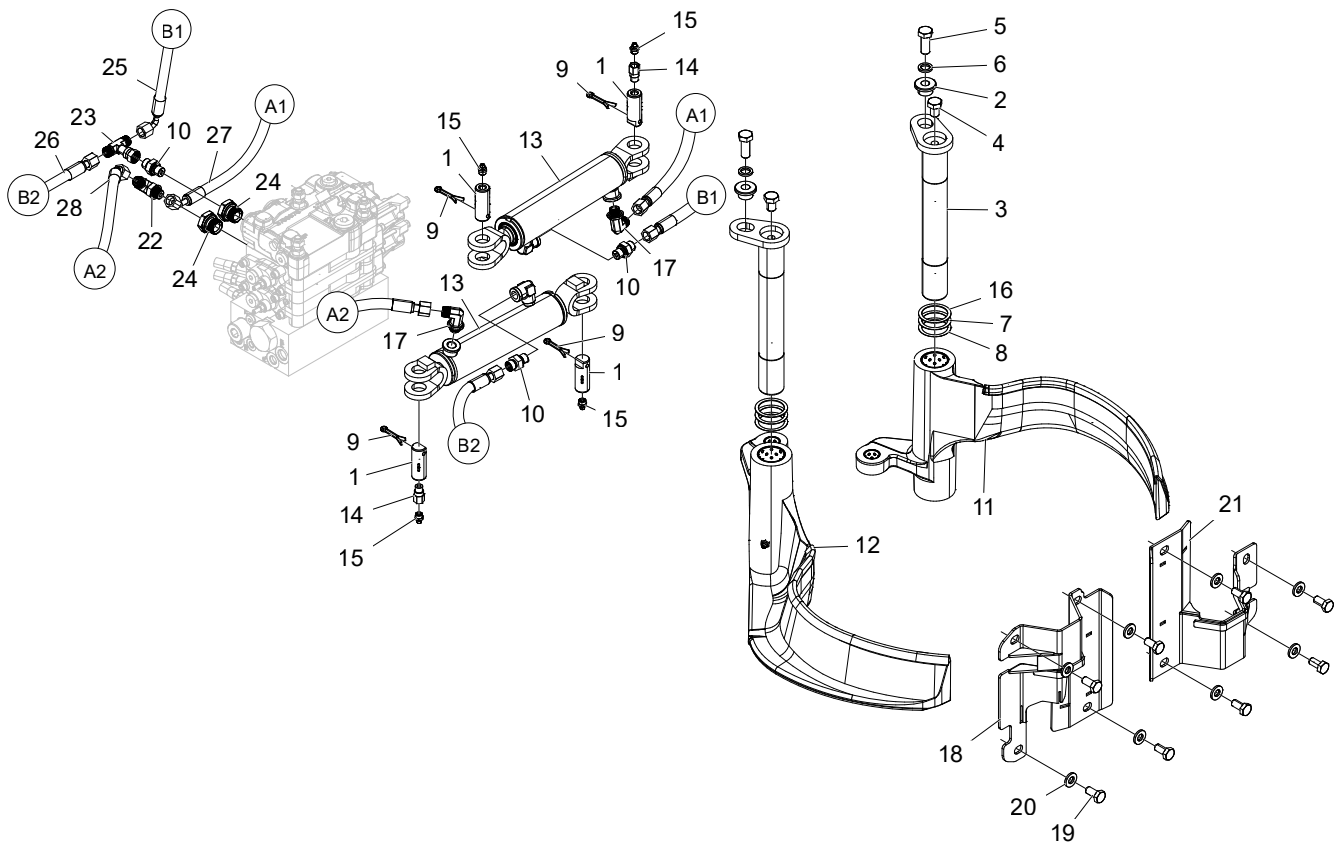
Upper delimiting knife

Structure 005353-2				
Pos.	Part no.	Quantity	Description	Specification
1	010652	1	Washer	
2	011810	1	Screw	
3	012232	1	Spacer	
4	012531	1	Arm	
5	514054	1	Sensor screw	M12x38
6	036018	1	Upper delimiting knife	
7	502055	1	Nut	M10
8	502060	1	Nut	M20
9	502708	1	Nut	M12 FZB
10	503007	1	Washer	10x18x2 FZB
11	505037	1	Screw	M10x70 10.9
12	505052	1	Screw	M20x60 10.9
13	526008	1	Spring	
14	507006	1	Shim	20x28x1,0
15	507007	1	Shim	20x28x0,5
16	507008	1	Shim	20x28x0,2
17	625000	1	Grease nipple	1/8"
18	502701	1	Nut	M12 FZB



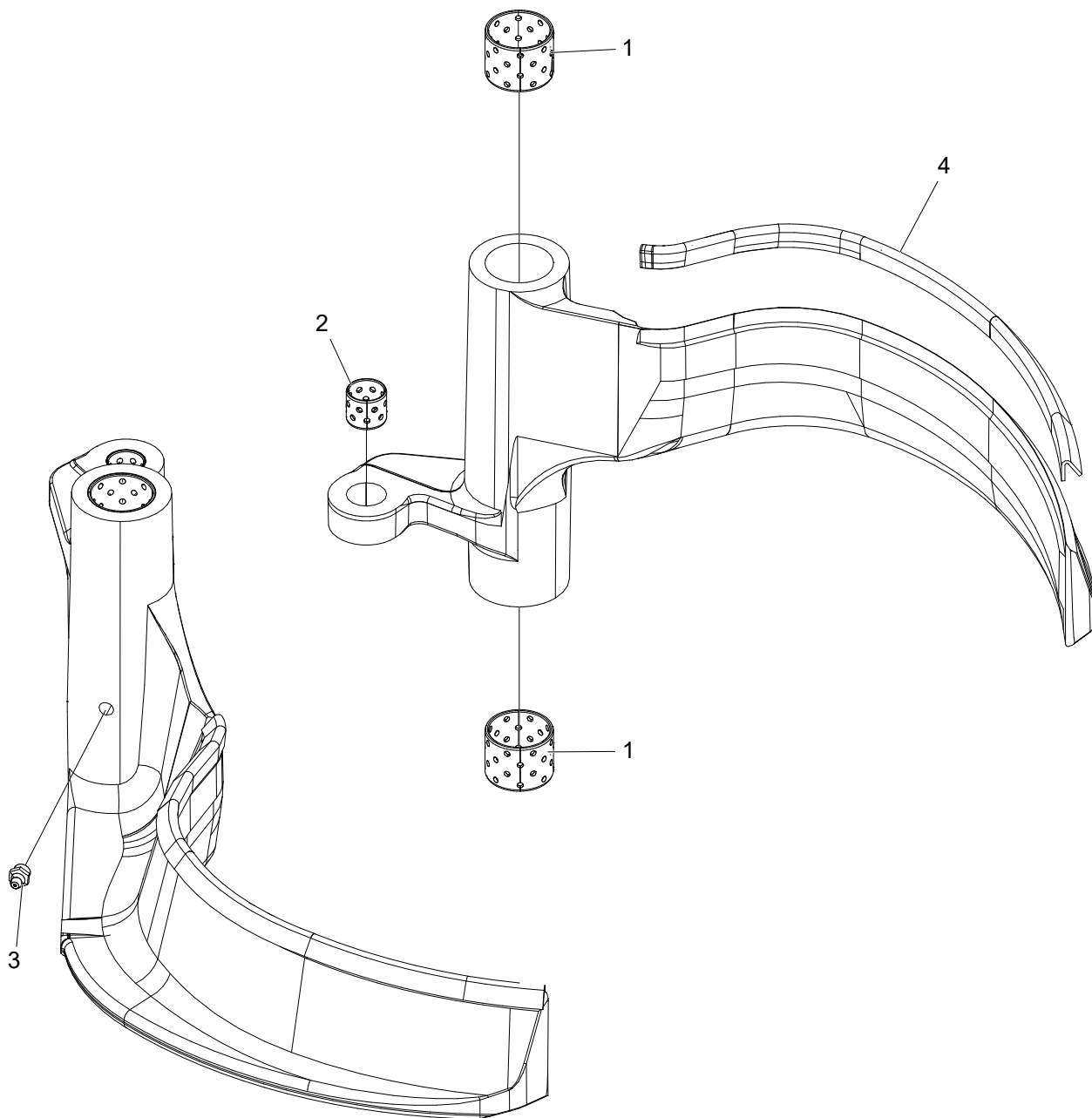
Upper delimiting knife sensor

Structure				
Pos.	Part no.	Quantity	Description	Specification
1	018395	1	Cover	
2	500023	4	Screw	M6x16 8.8 FZB
3	503065	4	Washer	M6 NL
4	615047	0,26m	Hose cover	
5	401289	1	Sensor	



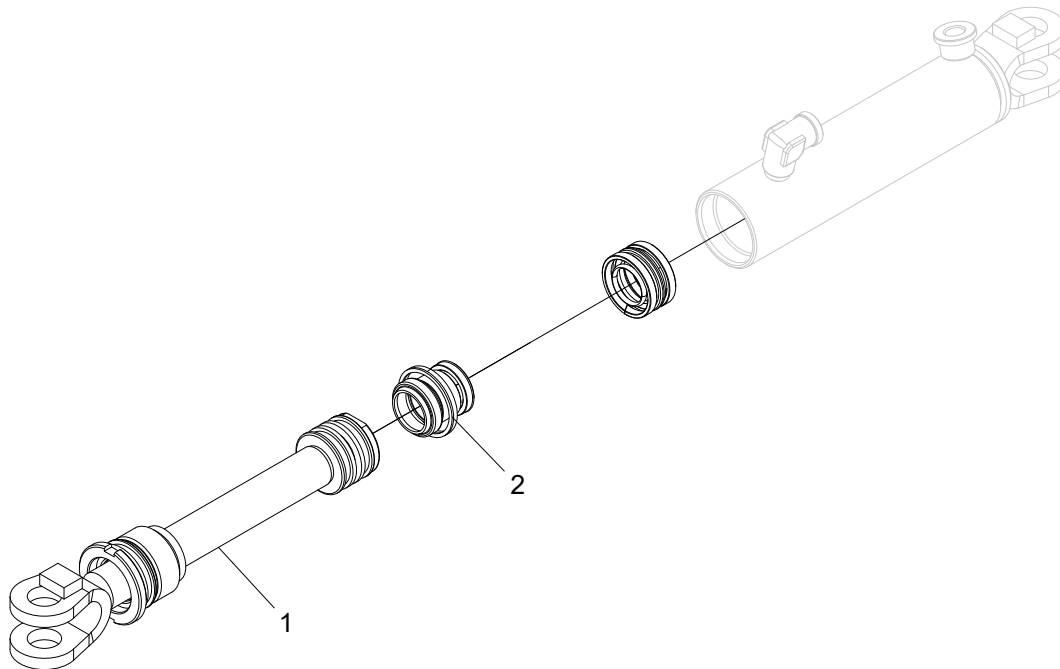
Left and right delimiting knives assembly

Structure 005351				
Pos.	Part no.	Quantity	Description	Specification
1	010150	4	Pin	Ø20x51.5
2	013872	2	Washer	
3	014515	2	Pin	Ø35x254
4	500087	2	Screw	M12x16 8.8 FZB
5	500091	2	Screw	M12x30 8.8 FZB
6	503060	2	Washer	M12 NL
7	507002	2	Shim	36x45x0.5
8	507003	2	Shim	36x45x0.3
9	516001	4	Cotter pin	5x32 FZB
10	601750	3	Adapter	BSP 1/4"-9/16" ORFS
11	036013	1	Left delimiting knife	
12	036014	1	Right delimiting knife	
13	012423	2	Hydraulic cylinder	
14	625012	2	Extension nipple	
15	625000	4	Grease nipple	
16	507001	2	Shim	36x45x1.0
17	601725	2	Adapter	1/4"-9/16" ORFS
18	015972	1	Cover	
19	500066	8	Screw	M10x20 8.8 FZB
20	503075	8	Washer	M10 NL sp
21	015971	1	Cover	
22	601740	1	T-adapter	BSP 1/4"-9/16" ORFS
23	601741	1	T-adapter	9/16" ORFS
24	602059	2	Adapter	1/2"-1/4"
25	644331	1	Hydraulic hose	
26	644330	1	Hydraulic hose	
27	644329	1	Hydraulic hose	
28	644328	1	Hydraulic hose	



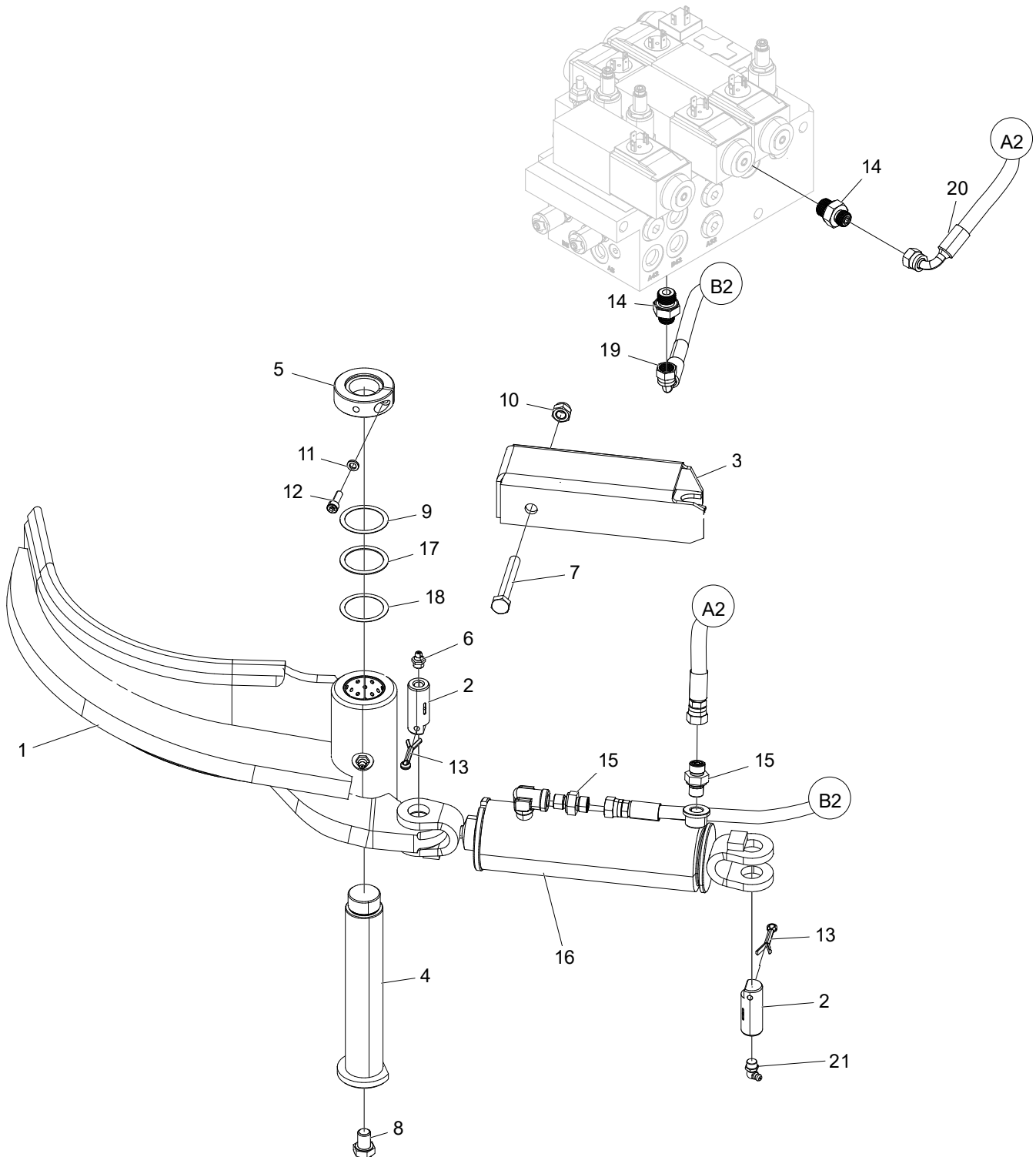
Left and right delimiting knives

Structure 036013, 036014				
Pos.	Part no.	Quantity	Description	Specification
1	512012	4	Bushing	35x30
2	512001	2	Bushing	20x20
3	625000	2	Grease nipple	1/8"
4	519010	2	Blade guard	



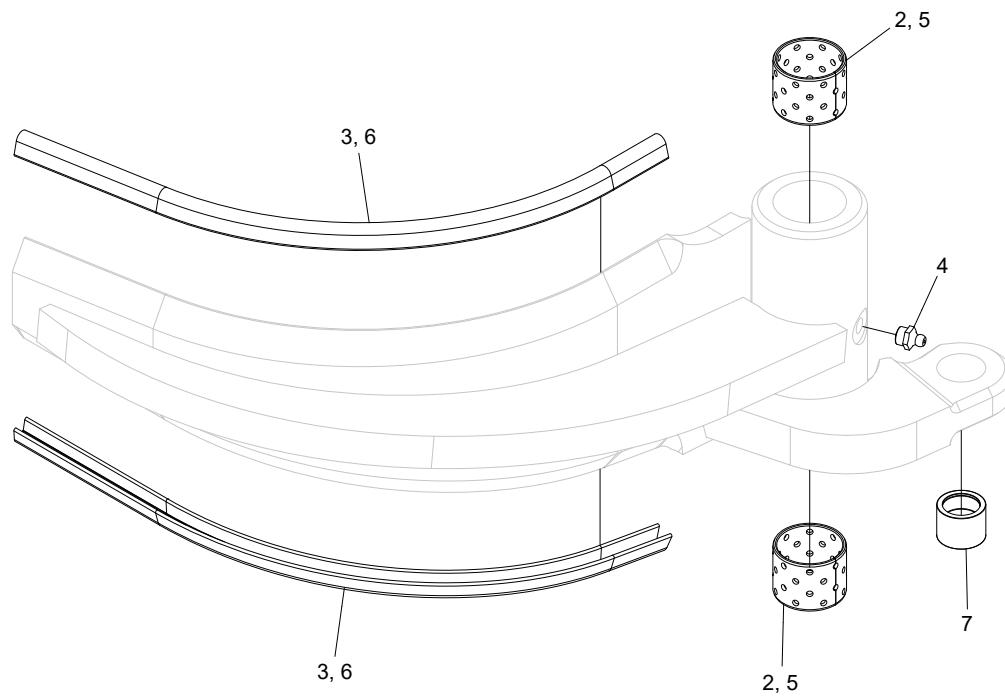
Hydraulic cylinder

Structure 012423				
Pos.	Part no.	Quantity	Description	Specification
1	012561-KIT	1	Rod kit	
2	620086	1	Seal kit	



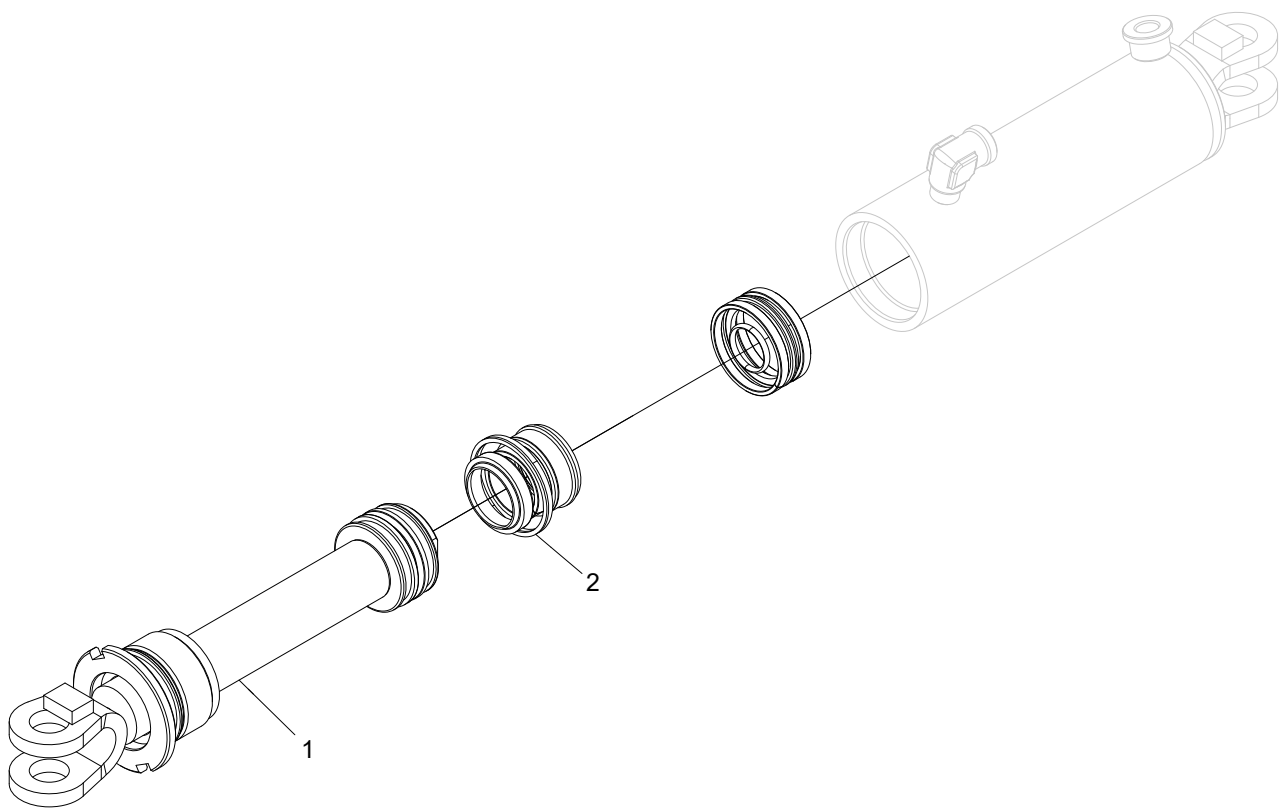
Lower delimiting knife assembly

Structure 005352				
Pos.	Part no.	Quantity	Description	Specification
1	10000303	1	Lower delimiting knife	
2	10000362	2	Pin	Ø28/20-57
3	017790	1	Cover	
4	017846	1	Pin	Ø35x198
5	017847	1	Threaded ring	M30
6	625000	1	Grease nipple	1/8"
7	500077	1	Screw	M10x70 8.8
8	500087	1	Screw	M12x16 8.8
9	507002	1	Shim	36x45x0,5
10	502055	1	Nut	M10
11	503065	1	Washer	M6 NL
12	501046	1	Screw	M6x20 12.9
13	516001	2	Cotter pin	5x32
14	601753	2	Adapter	BSP 3/8"-9/16" ORFS
15	601750	2	Adapter	BSP 1/4"-9/16" ORFS
16	019005	1	Hydraulic cylinder	
17	507001	1	Shim	36x45x1,0
18	507003	1	Shim	36x45x0,3
19	644233	1	Hydraulic hose	
20	644234	1	Hydraulic hose	
21	625001	1	Grease nipple	1/8"



Lower delimiting knife

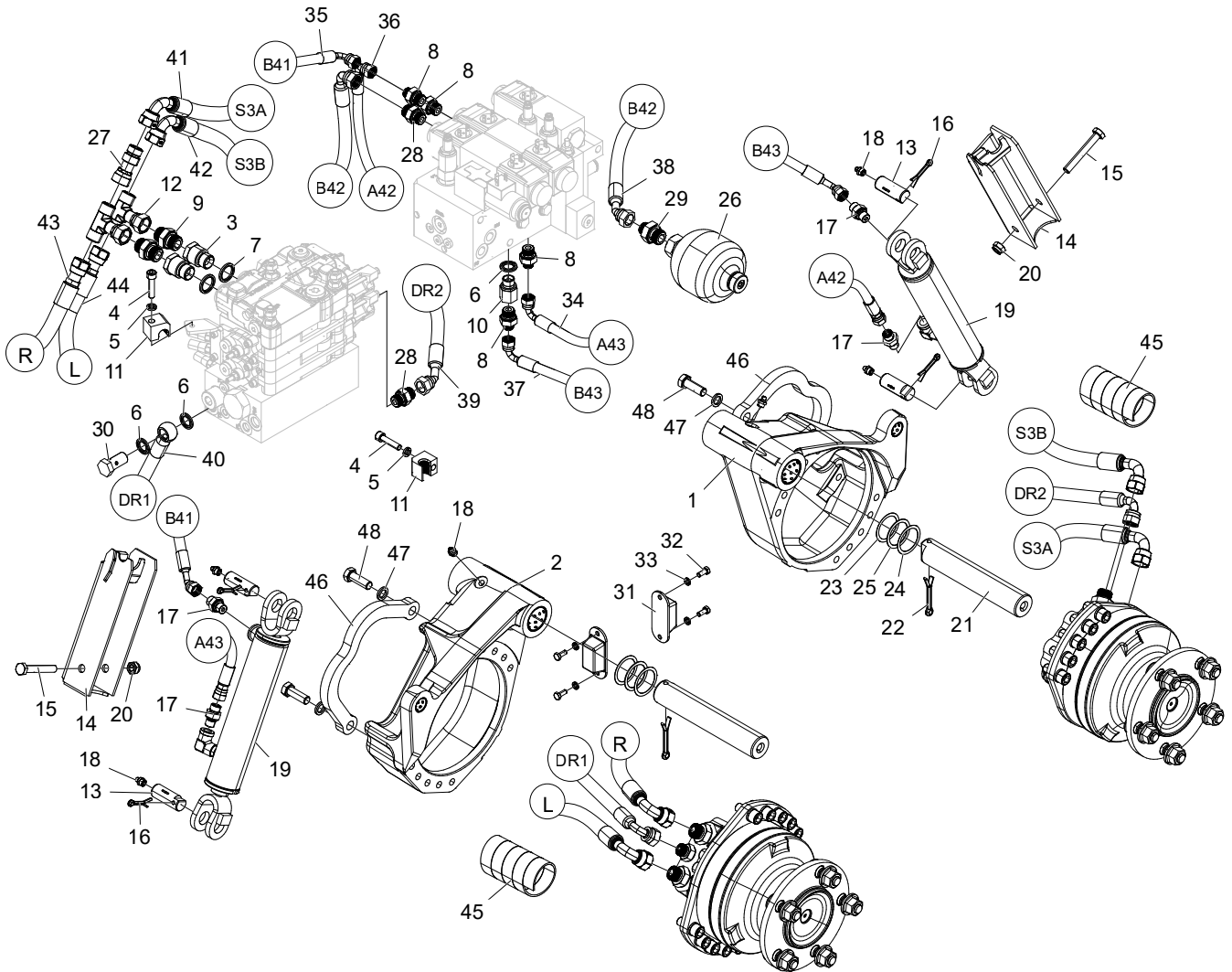
Structure 10000303				
Pos.	Part no.	Quantity	Description	Specification
1	015174	1	Delimiting knife	
2	512012	2	Bushing	35x30
3	519010		Cover	
4	625000	1	Grease nipple	1/8"
5			Glue	603
6			Glue	406
7	512084	1	Bushing	



Hydraulic cylinder

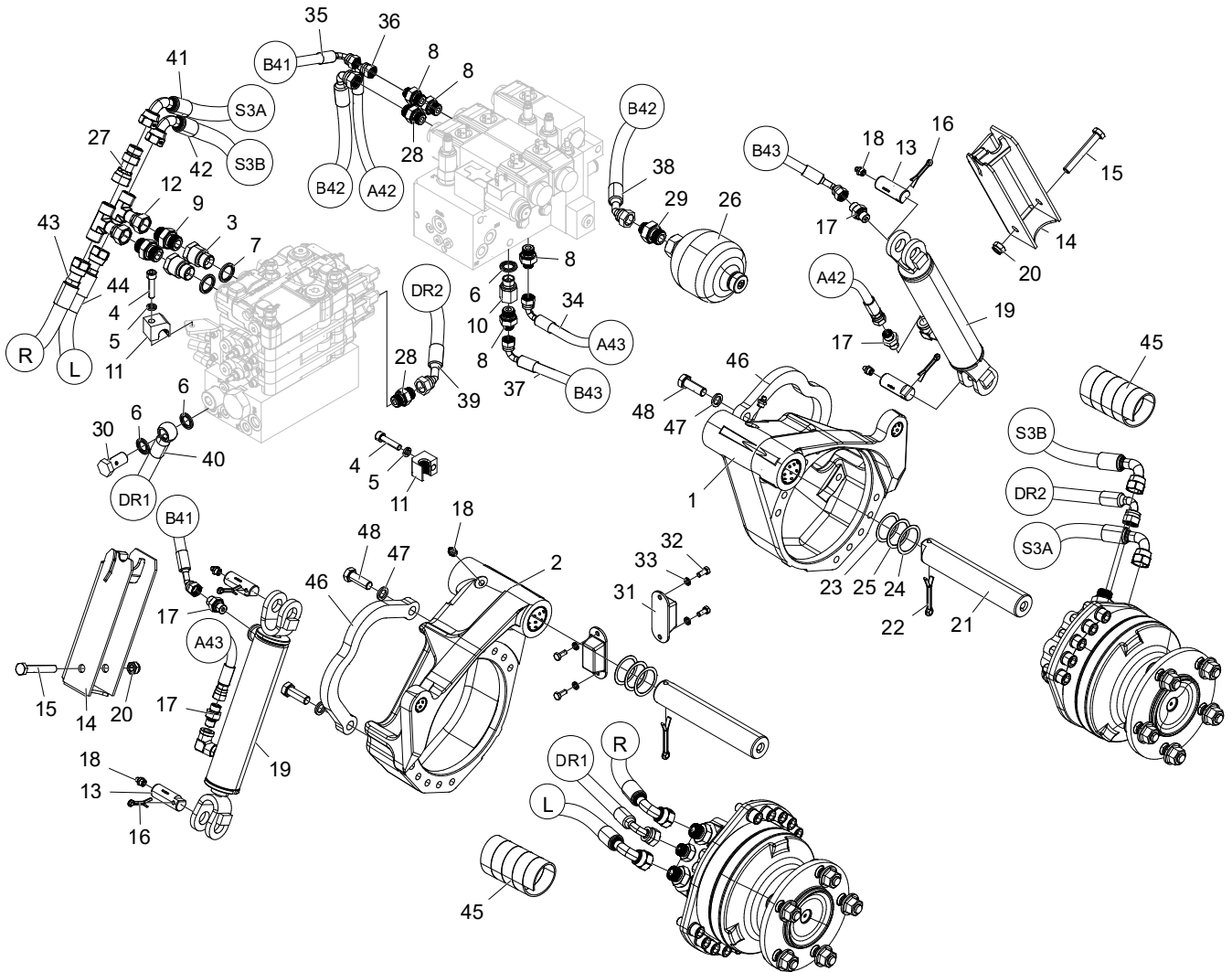
Structure 017536				
Pos.	Part no.	Quantity	Description	Specification
1	620099-KIT	1	Rod kit	
2	620104	1	Seal kit	

Feeding unit

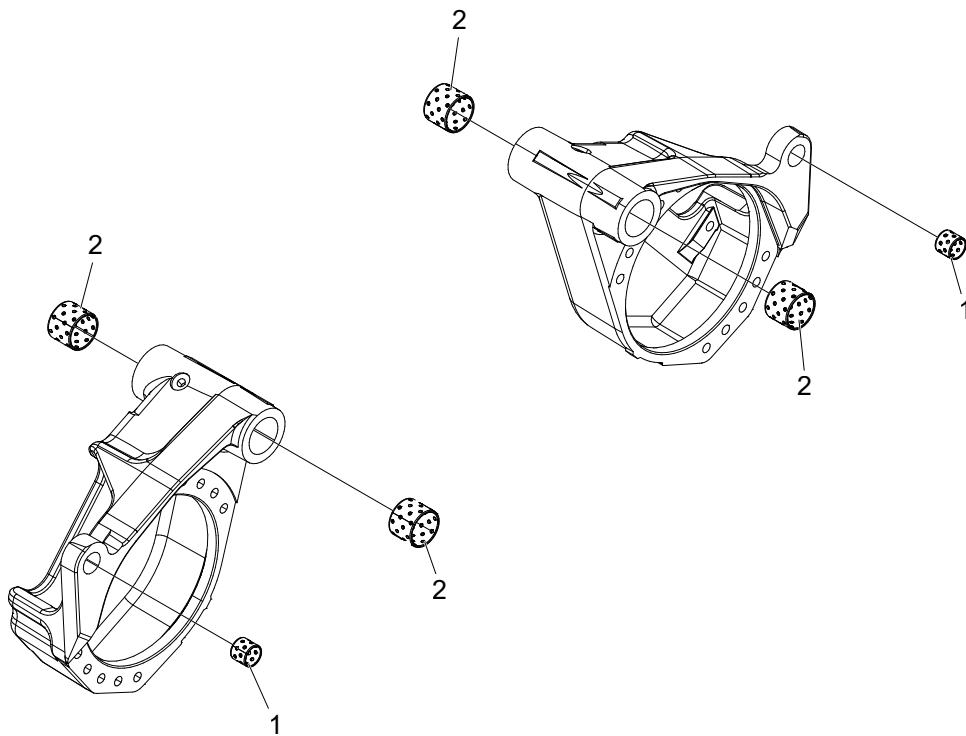


Feed roller arms assembly

Structure 005355				
Pos.	Part no.	Quantity	Description	Specification
1	036050	1	Left feed roller arm	
2	036051	1	Right feed roller arm	
3	013805	2	Adapter	1/2"-1/2"
4	501072	2	Screw	M8x35 12.9
5	503055	2	Washer	M8 NL
6	601102	3	Bonded seal	3/8"
7	601103	2	Bonded seal	1/2"
8	601753	4	Adapter	BSP 3/8"-9/16" ORFS
9	601758	2	Adapter	BSP 1/2"-13/16" ORFS
10	602051	1	Adapter	3/8"-3/8"
11	018246	2	Clamp	1/4"
12	601743	2	T-adapter	13/16" ORFS
13	010150	4	Pin	Ø20x51,5
14	014511	2	Cover	
15	500077	2	Screw	M10x70 8.8 FZB
16	516001	4	Cotter pin	5x32 FZB
17	601750	4	Adapter	BSP 1/4"-9/16" ORFS
18	625000	6	Grease nipple	1/8"
19	015001	2	Hydraulic cylinder	
20	502055	2	Nut	M10
21	014514	2	Pin	Ø35x198
22	516002	2	Cotter pin	6,5x50
23	507003	2	Shim	36x45x0,3
24	507002	2	Shim	36x45x0,5
25	507001	2	Shim	36x45x1,0
26	610104	1	Accumulator	0,32l 85 bar
27	601774	1	Adapter	13/16"-13/16" ORFS
28	601754	2	Adapter	BSP 3/8"-11/16" ORFS
29	601757	1	Adapter	BSP 1/2"-11/16" ORFS
30	601061	1	Banjo screw	3/8"
31	012845	2	Rubber damper	
32	500022	4	Screw	M6x14 8.8 FZB
33	503065	4	Washer	M6 NL

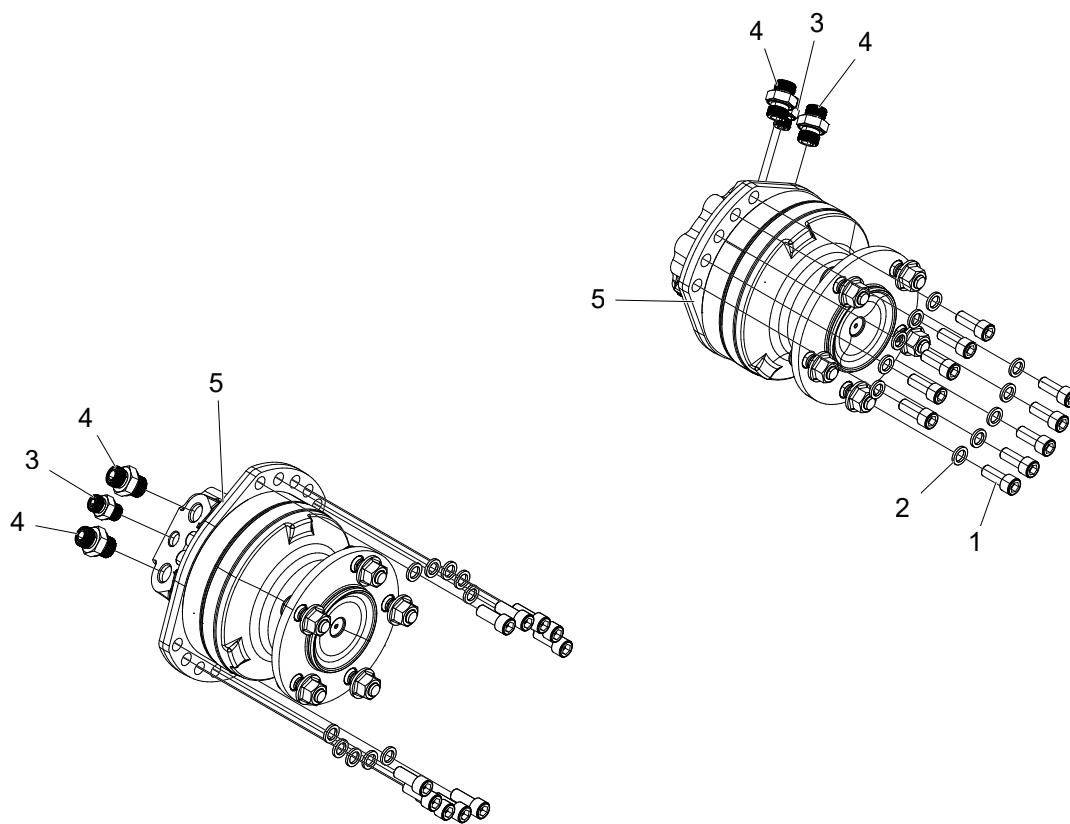


Structure 005355				
Pos.	Part no.	Quantity	Description	Specification
34	644226	1	Hydraulic hose	
35	644227	1	Hydraulic hose	
36	644228	1	Hydraulic hose	
37	644229	1	Hydraulic hose	
38	644241	1	Hydraulic hose	
39	644242	1	Hydraulic hose	
40	644243	1	Hydraulic hose	
41	644244	1	Hydraulic hose	
42	644245	1	Hydraulic hose	
43	644246	1	Hydraulic hose	
44	644247	1	Hydraulic hose	
45	615051	0,6 m	Hose cover	
46	017992	2	Protective bar	
47	503060	4	Washer	M12 NL
48	500092	4	Screw	M12x35 8.8 FZB



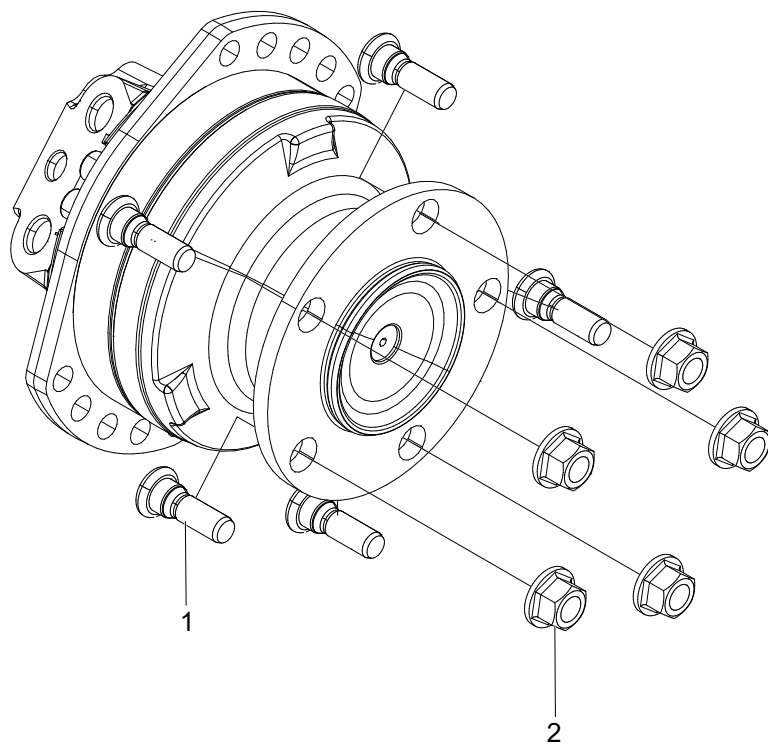
Feed roller arms

Structure 036050, 036051				
Pos.	Part no.	Quantity	Description	Specification
1	512001	2	Bushing	20x20
2	512012	4	Bushing	35x30



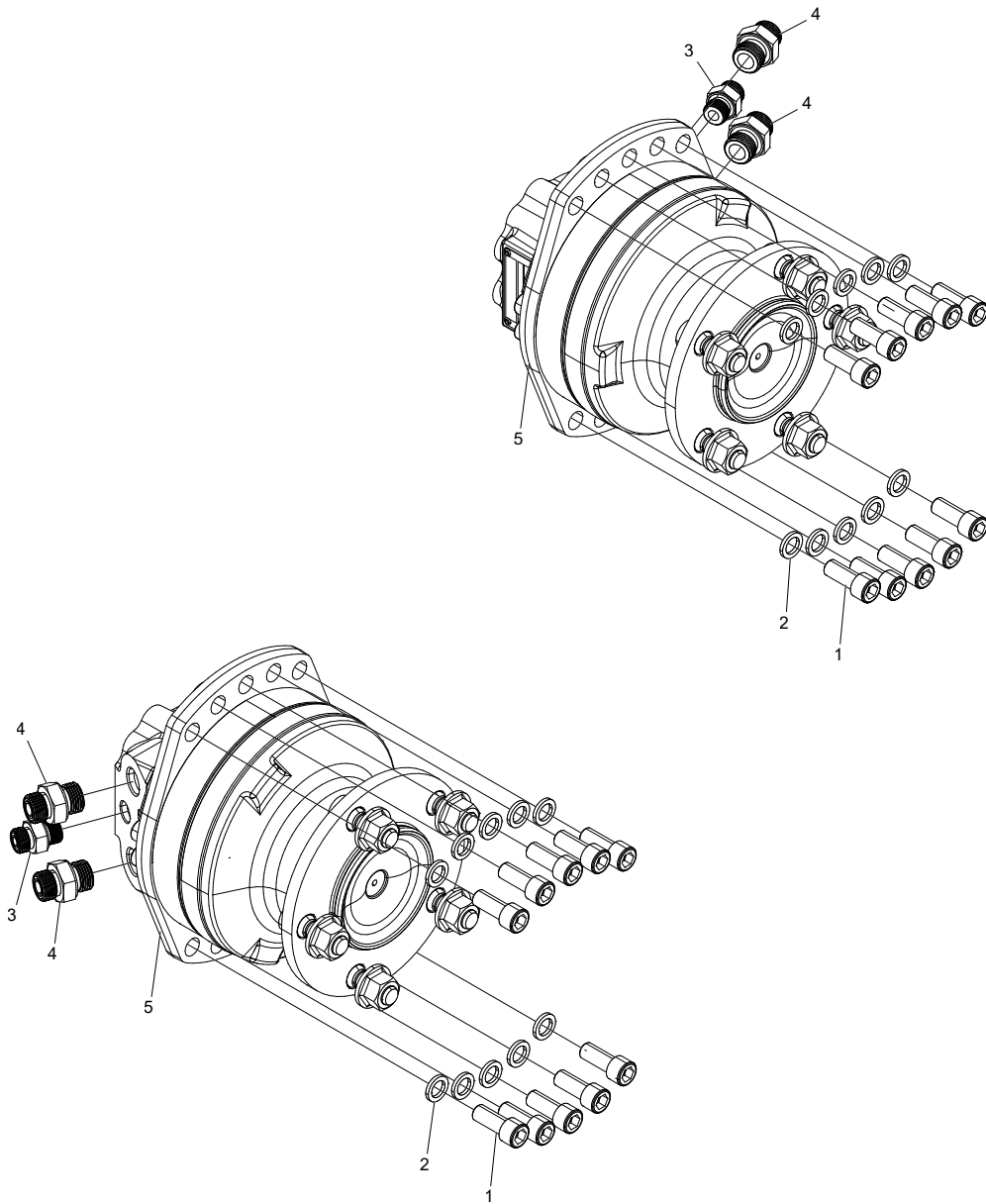
Feed roller motors 398 ccm

Structure 005356				
Pos.	Part no.	Quantity	Description	Specification
1	501109	20	Screw	M12x30 12.9
2	503060	20	Washer	M12 NL
3	601754	2	Adapter	BSP 3/8"-11/16" ORFS
4	601758	4	Adapter	BSP 1/2"-13/16" ORFS
5	609043	2	Feed roller motor	398 ccm



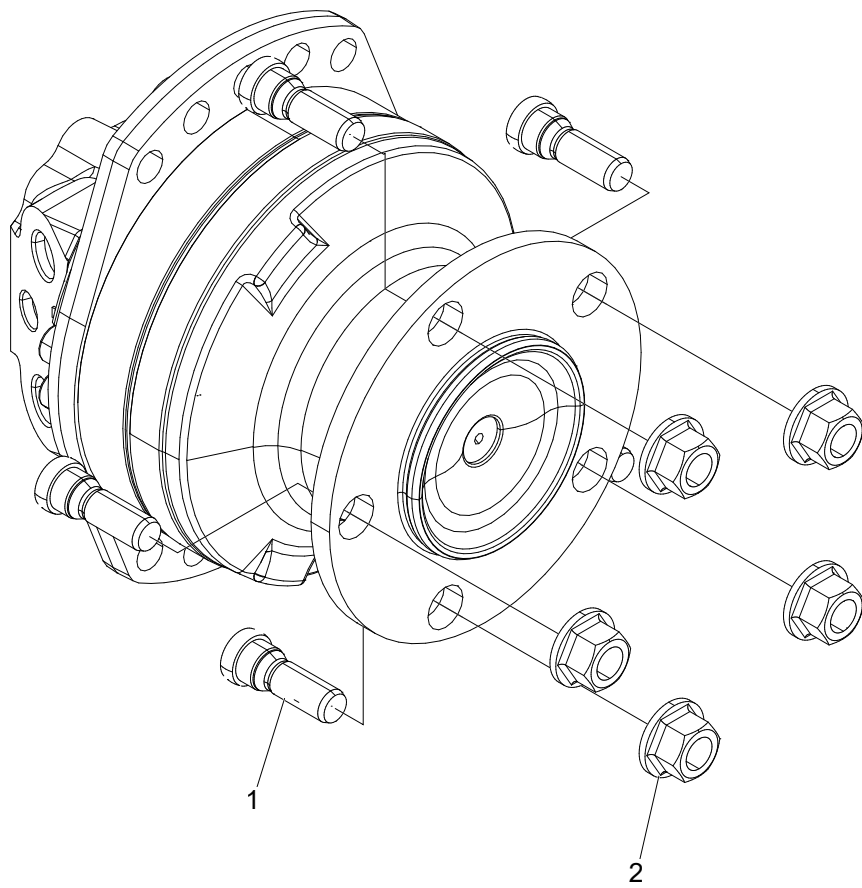
Feed roller motor 398 ccm

Structure 609043				
Pos.	Part no.	Quantity	Description	Specification
1	635102	5	Wheel screw	M14
2	635113	5	Wheel nut	M14



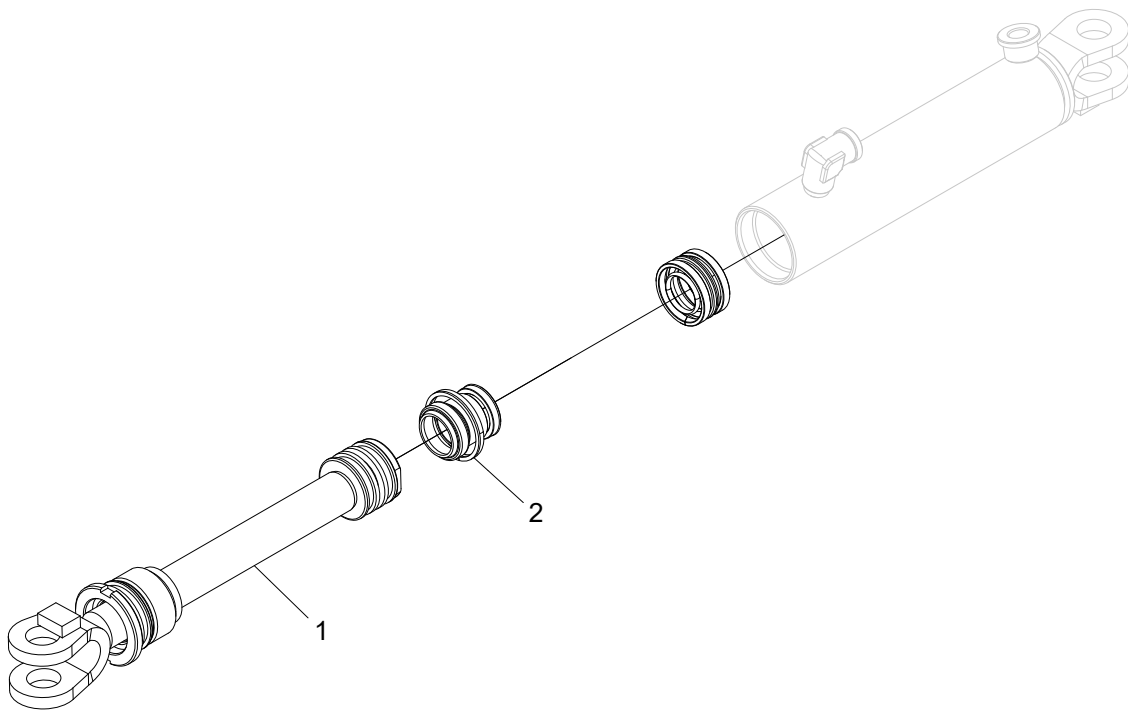
Feed roller motors 364 ccm

Structure 034589				
Pos.	Part no.	Quantity	Description	Specification
1	501109	20	Screw	M12x30 12.9
2	503060	20	Washer	M12 NL
3	601754	2	Adapter	BSP 3/8"-11/16" ORFS
4	601758	4	Adapter	BSP 1/2"-13/16" ORFS
5	609044	2	Feed roller motor	364 ccm



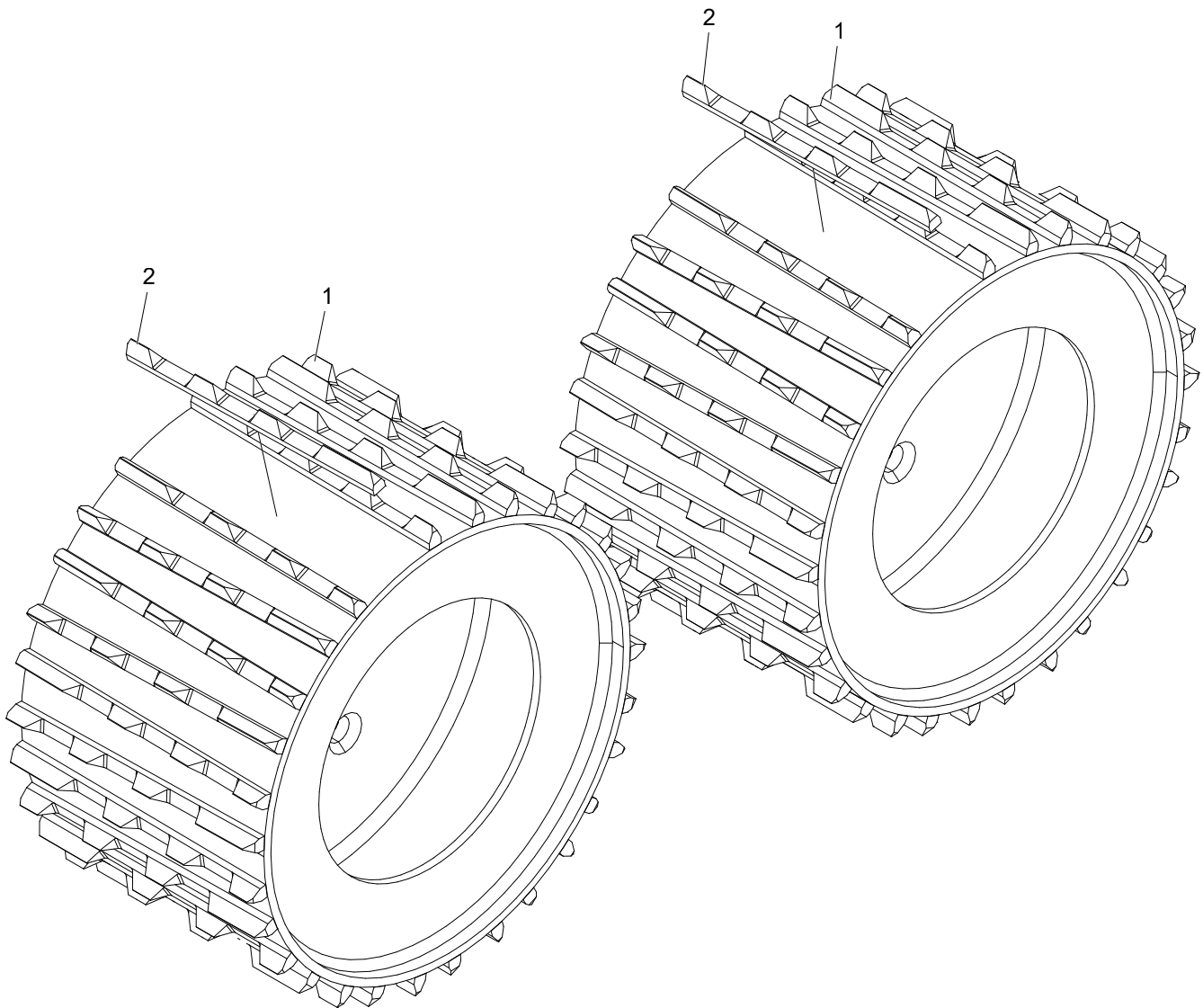
Feed roller motor 364 ccm

Structure 609044				
Pos.	Part no.	Quantity	Description	Specification
1	635102	5	Wheel screw	M14
2	635113	5	Wheel nut	M14



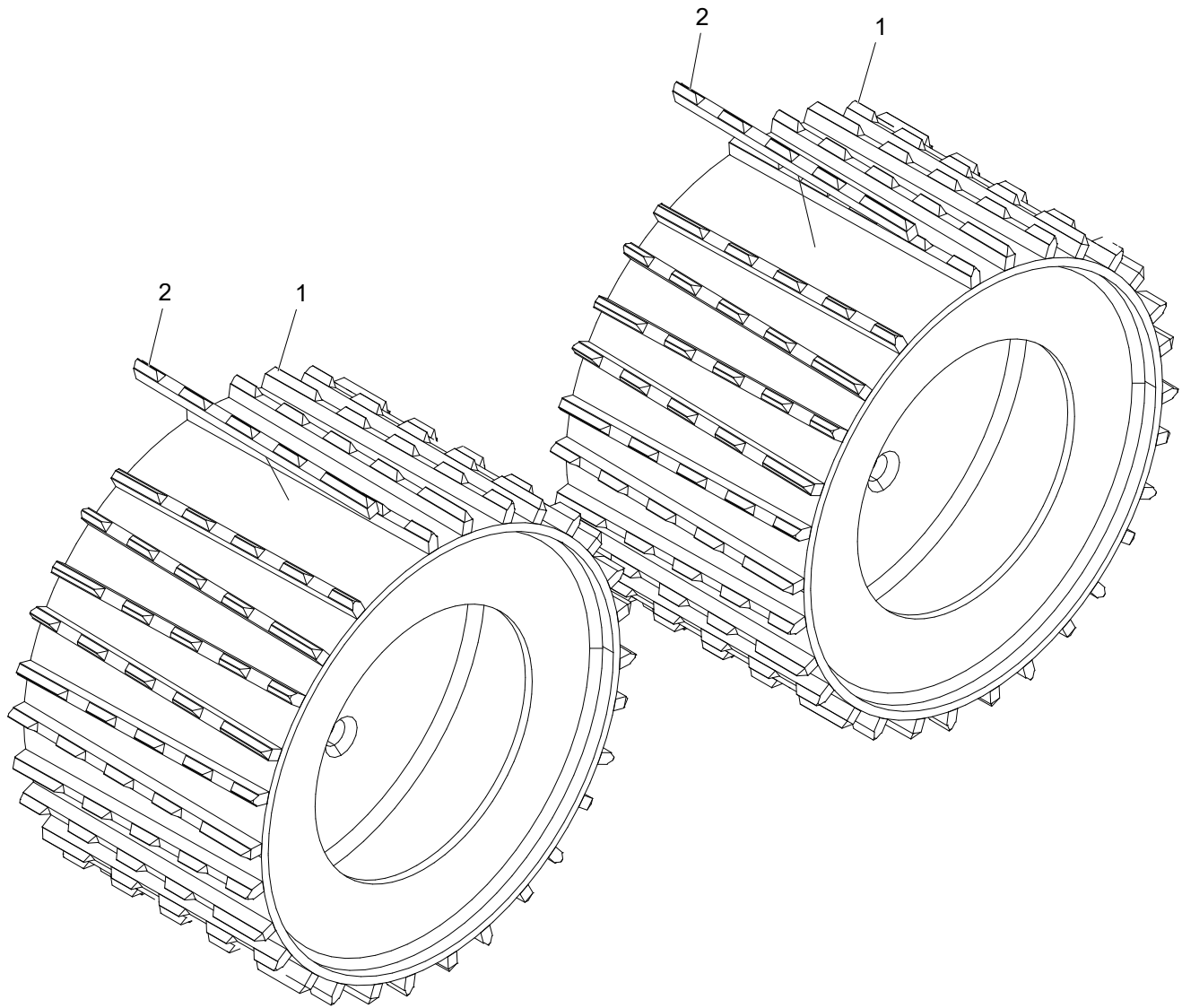
Hydraulic cylinder

Structure 015001				
Pos.	Part no.	Quantity	Description	Specification
1	014542-KIT	1	Rod kit	
2	620086	1	Seal kit	



Feed rollers V-steel E

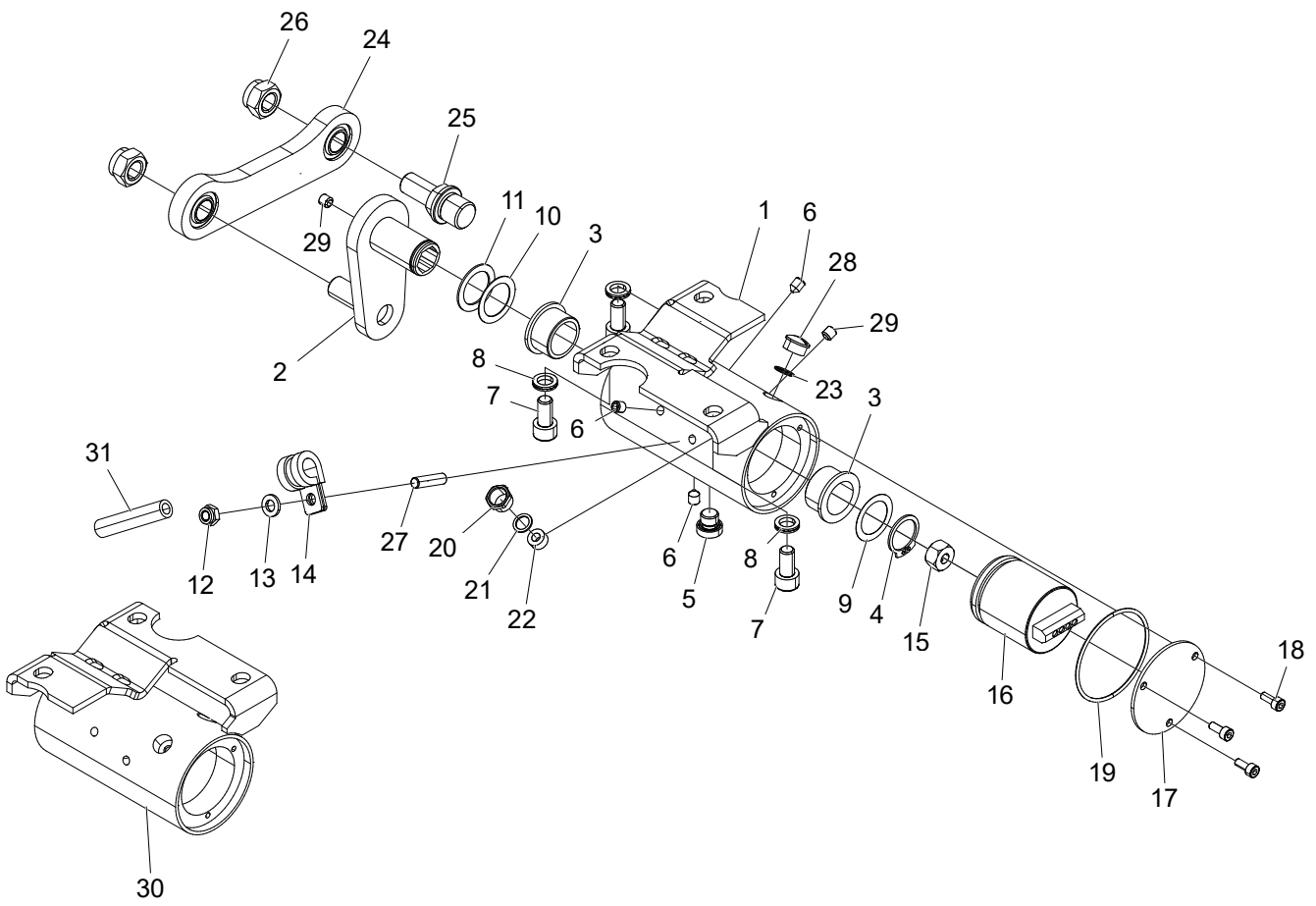
Structure 034591				
Pos.	Part no.	Quantity	Description	Specification
1	034595	2	Feed roller V-steel	E
2	017854	60	Bar	



Feed rollers V-steel S

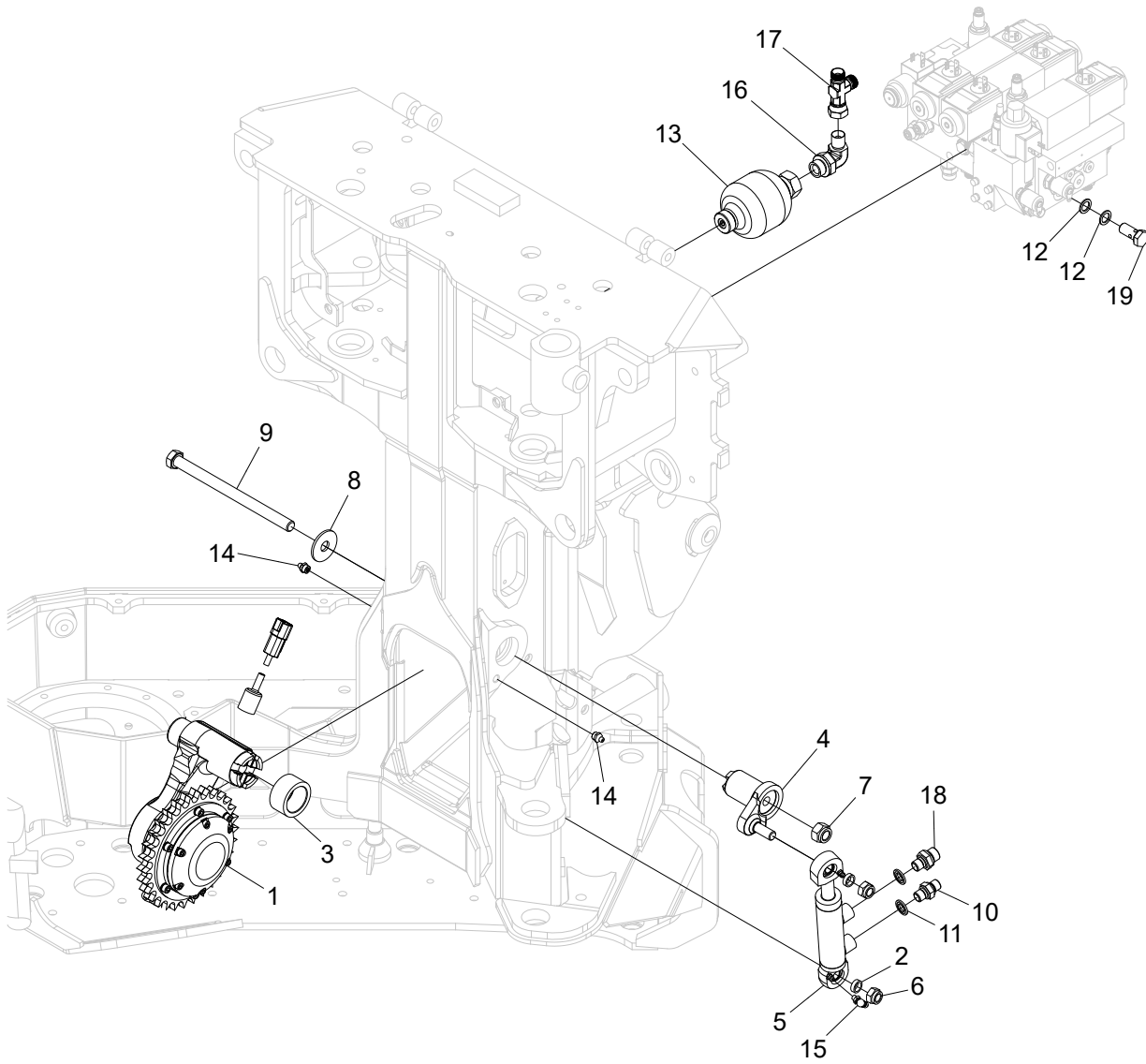
Structure 034590				
Pos.	Part no.	Quantity	Description	Specification
1	034594	2	Feed roller V-steel	S
2	017852	60	Bar	

Measuring



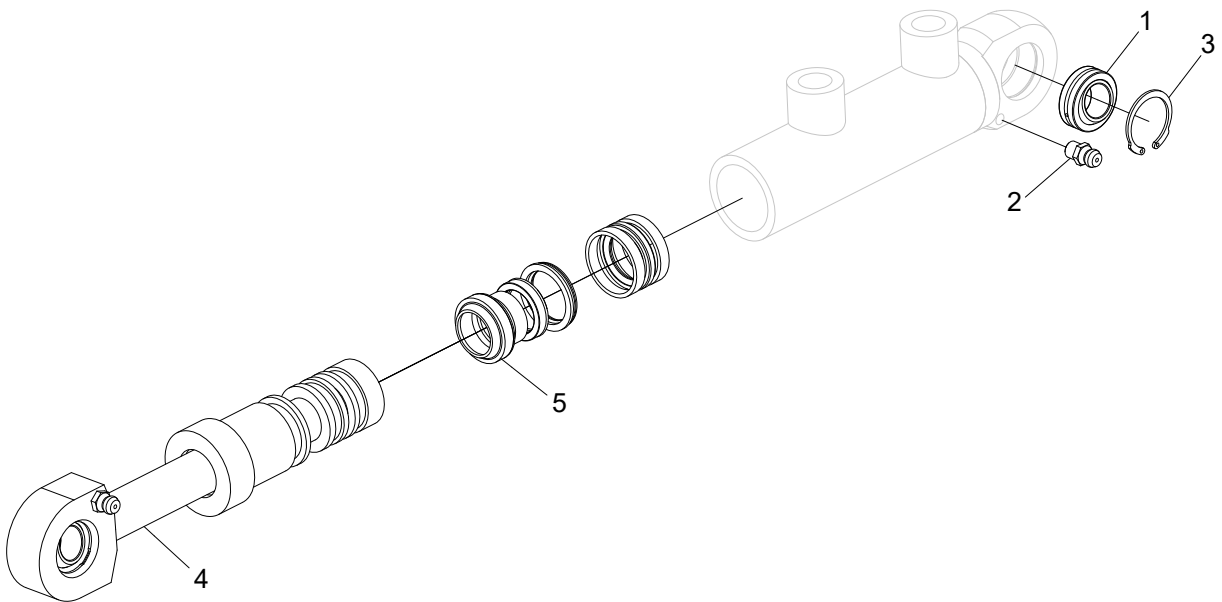
Diameter measuring unit

Structure 005366				
Pos.	Part no.	Quantity	Description	Specification
1	012693	1	Sensor housing left	
2	013555	2	Link arm	
3	512206	4	Sliding bearing	
4	517027	2	Circlip	
5	601000	2	Hex plug	1/8"
6	513010	6	Screw	M6x8
7	501067	6	Screw	M8x16 12.9
8	503055	6	Washer	M8 NL
9	507008	2	Shim	20x28x0,2
10	507007	2	Shim	20x28x0,5
11	507006	2	Shim	20x28x1,0
12	502053	2	Nut	M6 FZB
13	503004	2	Washer	6,4x12x1,5
14	622049	2	Clamp	11
15	014337	2	Driver nut	M4
16		2	See cable list	
17	011679	2	Cover	
18	501013	6	Screw	M4x10 12.9
19	543034	2	O-ring	52x2
20	401260	2	Nut	PG7
21	401261	2	Washer	PG7
22	401262	2	Rubber bushing	PG7
23	543013	2	O-ring	9,5x1,0
24	010931	2	Tie rod	
25	012152	2	Pin	
26	502056	4	Nut	M12
27	505053	2	Screw	M6x23,5
28	401068	2	Plug	PG7
29	513040	4	Screw	M6
30	012694	1	Sensor housing right	
31	615020	2	Protective hose	6x300



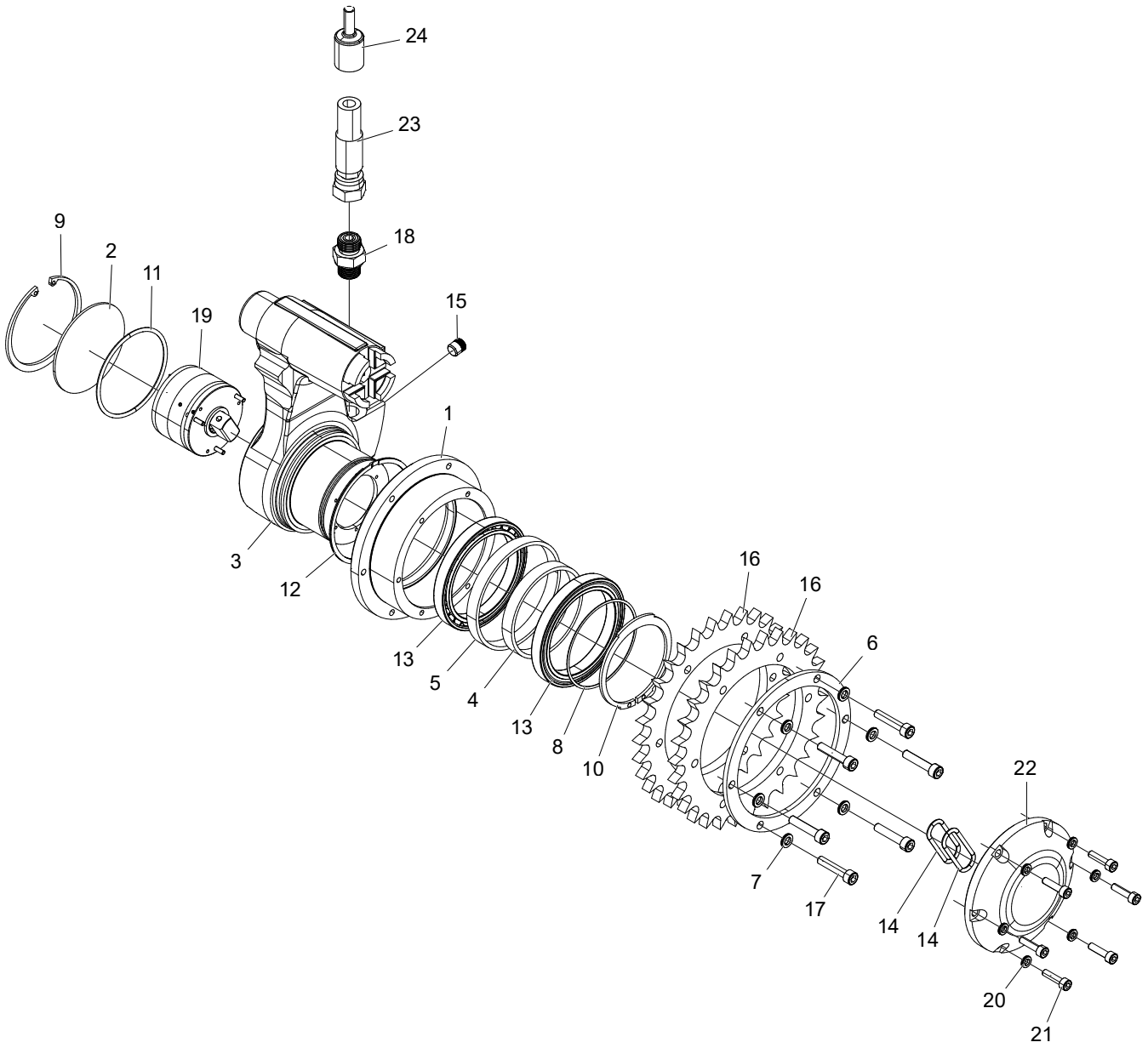
Length measuring unit

Structure 005359-2				
Pos.	Part no.	Quantity	Description	Specification
1	005359-MONT	1	Length measuring unit	
2	010170	2	Spacer	
3	012181	1	Spacer	
4	015168	1	Carrier	
5	015462	1	Hydraulic cylinder	
6	502056	2	Nut	M12
7	502076	1	Nut	M14
8	503020	1	Washer	14x42x3,0 FZB
9	505076	1	Screw	M14x200 10.9
10	601028	1	Adapter	1/4"
11	601101	2	Bonded seal	1/4"
12	601200	2	Copper seal	13x19x1,5
13	610113	1	Accumulator	
14	625000	2	Grease nipple	1/8"
15	625005	1	Grease nipple	M6
16	601039	1	Adapter	BSP -06/-08
17	601011	1	Adapter	3/8"
18	601029	1	Adapter	1/4" - 3/8"
19	601068	1	Banjo screw	1/4"



Hydraulic cylinder

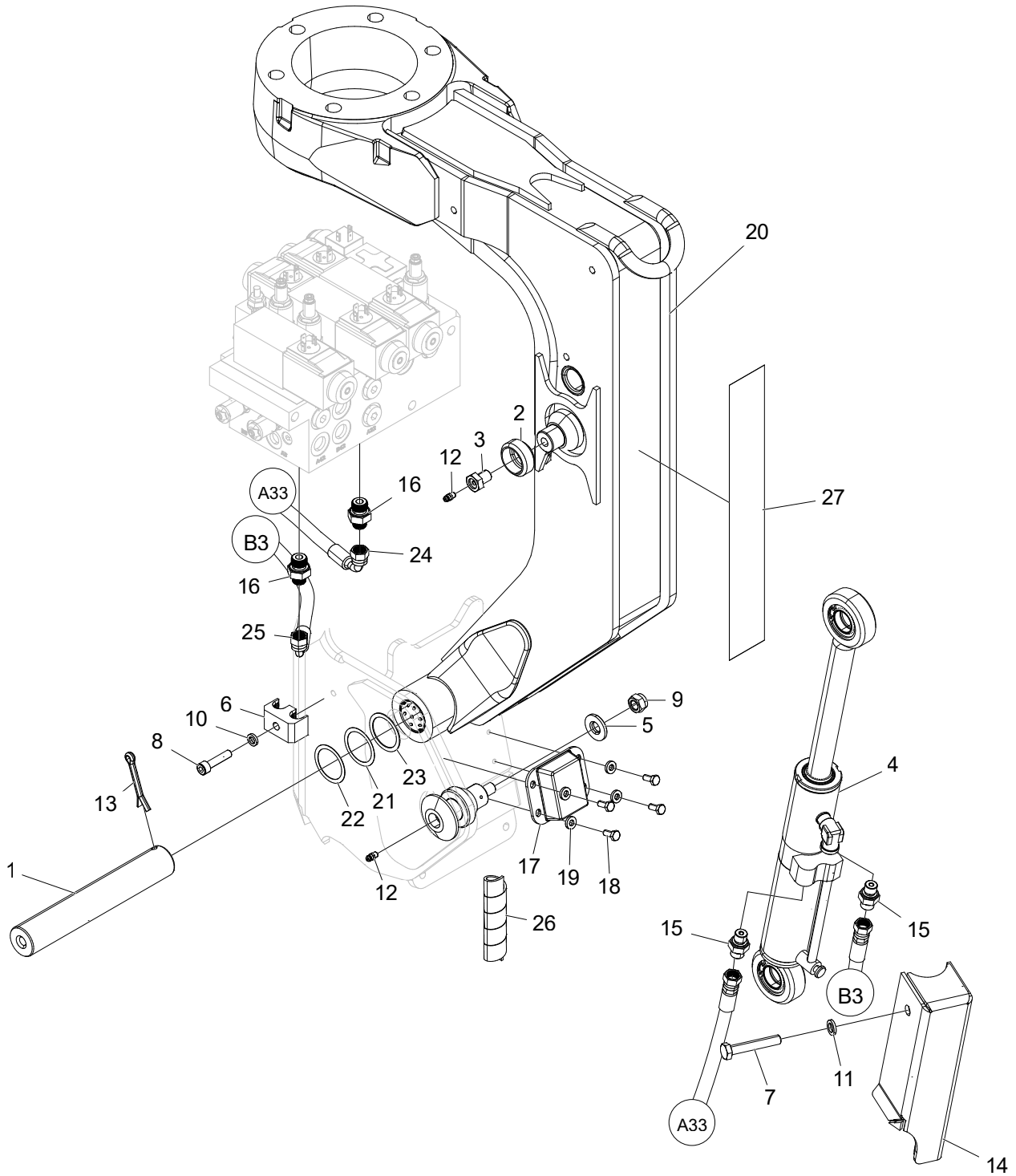
Structure 015462				
Pos.	Part no.	Quantity	Description	Specification
1	015220	1	Spherical bushing	
2	625004	1	Grease nipple	M6
3	517214	1	Circlip	
4	620060-KIT	1	Rod kit	
5	620003	1	Seal kit	



Length measuring arm

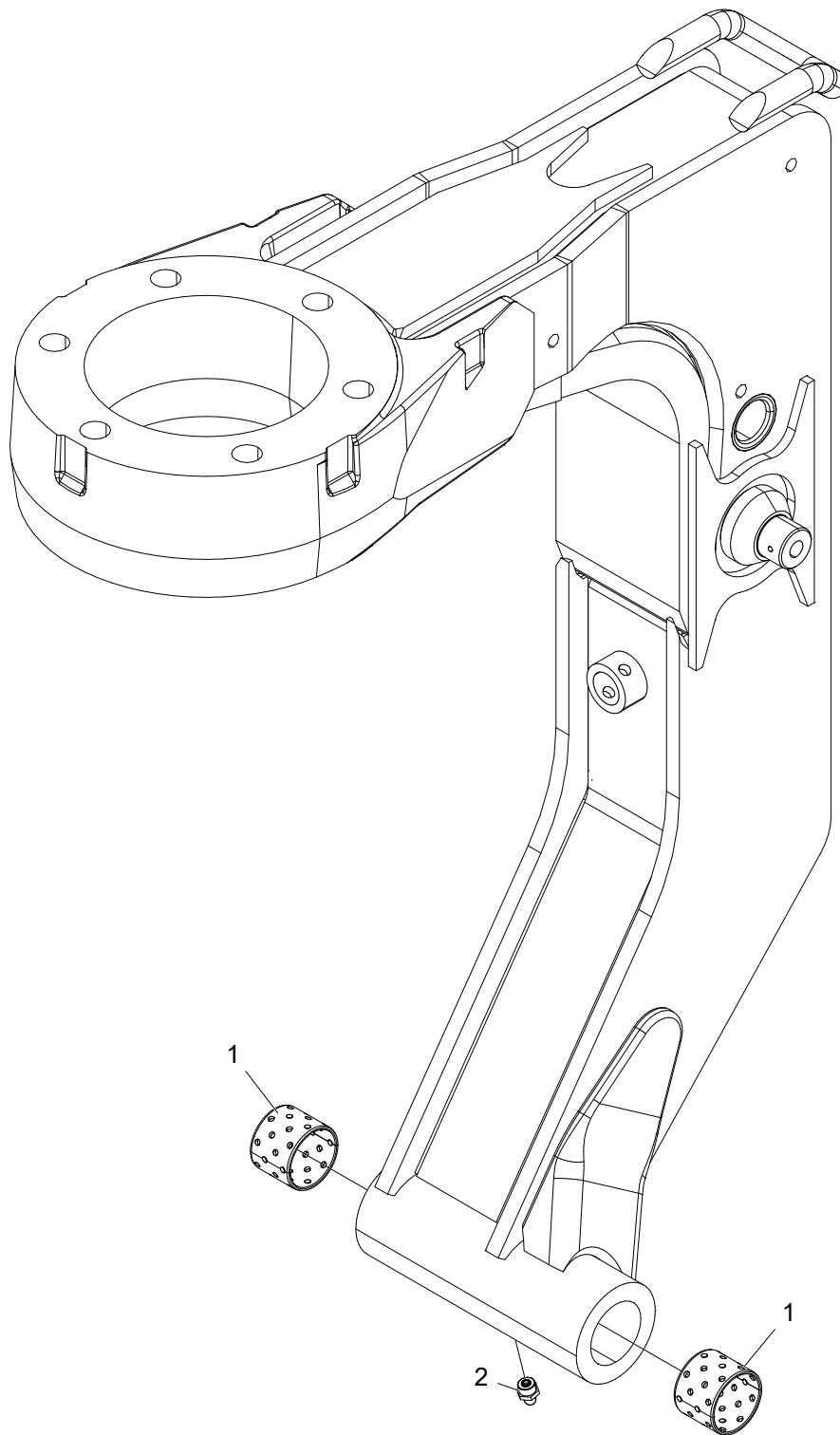
Structure 005359-MONT				
Pos.	Part no.	Quantity	Description	Specification
1	012965	1	Hub	
2	015443	1	Cover	
3	015478	1	Measuring wheel arm	
4	017701	1	Spacer	
5	017702	1	Spacer	
6	012976	1	Spacer	
7	503065	6	Washer	M6 NL
8	507066	1	Shim	70,1x74,1x0,5
9	517254	1	Circlip	75
10	517068	1	Circlip	70
11	540130	1	O-ring	67x3
12	546002	1	Seal ring	
13	508051	2	Bearing	
14	540116	2	O-ring	22.2x3.0
15	519056	1	Plug	
16	012974	2	Wheel rim	
17	501049	6	Screw	M6x30 12.9
18	601754	1	Adapter	BSP 3/8"-11/16" ORFS
19		1	See cable list	
20	503066	6	Washer	M5 NL
21	501029	6	Screw	M5x20 12.9
22	017700	1	Cover	
23	644248	1	Protective hose	
24	015113	1	Shrink tube	

Felling unit



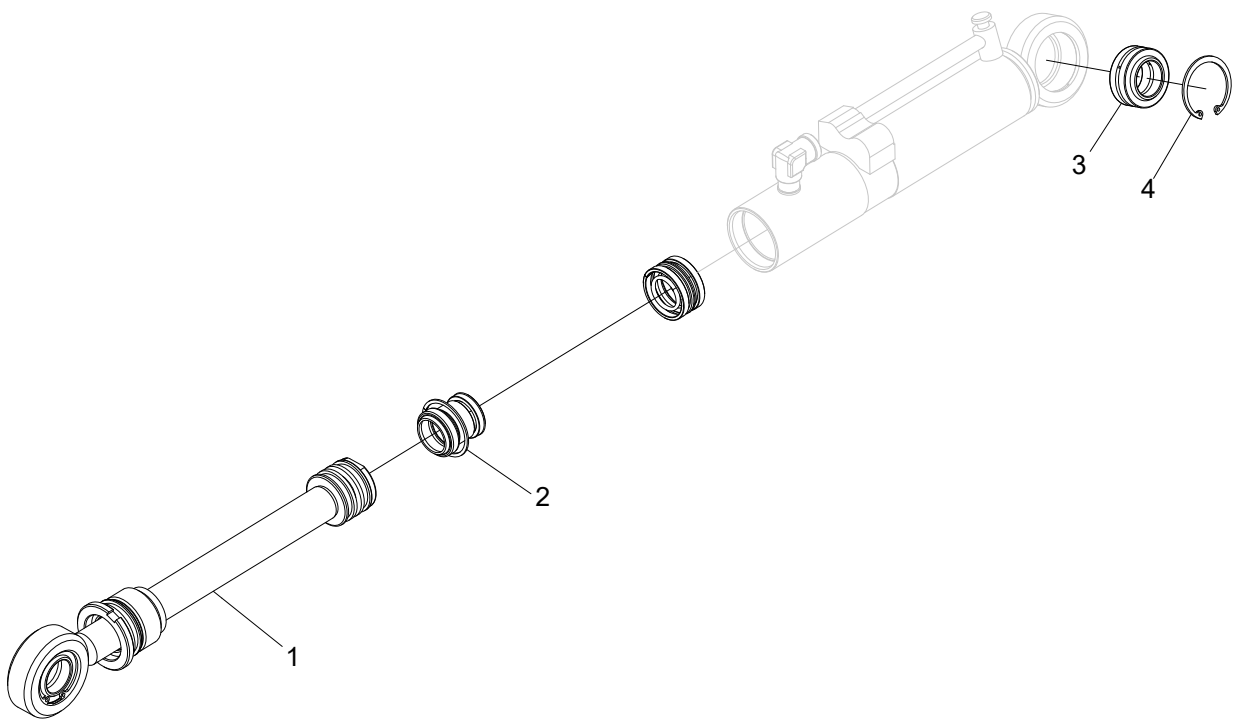
Felling link assembly

Structure 005354				
Pos.	Part no.	Quantity	Description	Specification
1	010178-3	1	Pin	Ø35x215
2	012447	1	Sleeve	
3	012650	1	Screw	
4	012945	1	Hydraulic cylinder	
5	016283	1	Washer	
6	016465	1	Clamp	1/4"
7	500075	1	Screw	M10x60 8.8
8	501072	1	Screw	M8x35 12.9
9	502056	1	Nut	M12
10	503055	1	Washer	M8 NL
11	503057	1	Washer	M10 NL
12	625004	2	Grease nipple	M6
13	516002	1	Cotter pin	6,3x50
14	012983	1	Cover	
15	601750	2	Adapter	BSP 1/4"-9/16" ORFS
16	601753	2	Adapter	BSP 3/8"-9/16" ORFS
17	014377	1	Rubber damper	
18	500022	4	Screw	M6x14 8.8
19	503073	4	Washer	M6 NL sp
20	036053	1	Felling link	
21	507003	1	Shim	36x45x0,3
22	507002	1	Shim	36x45x0,5
23	507001	1	Shim	36x45x1,0
24	644235	1	Hydraulic hose	
25	644236	1	Hydraulic hose	
26	615049	0,4 m	Hose cover	3/4"
27	519170	1	Decal	



Felling link

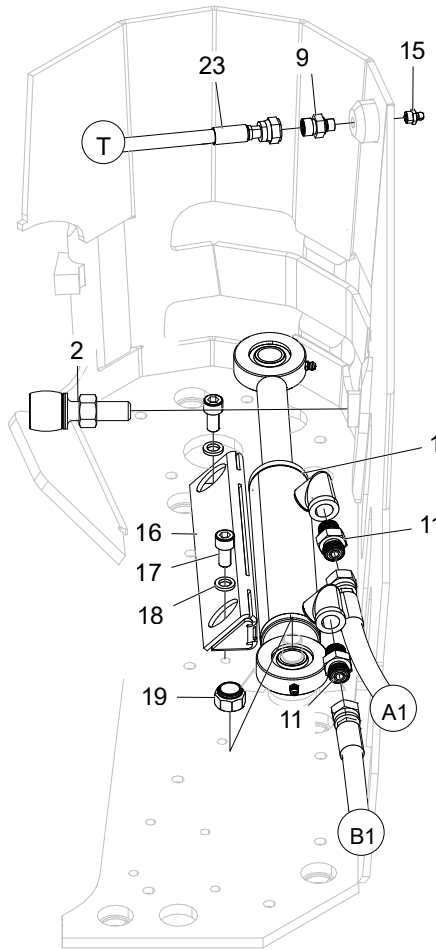
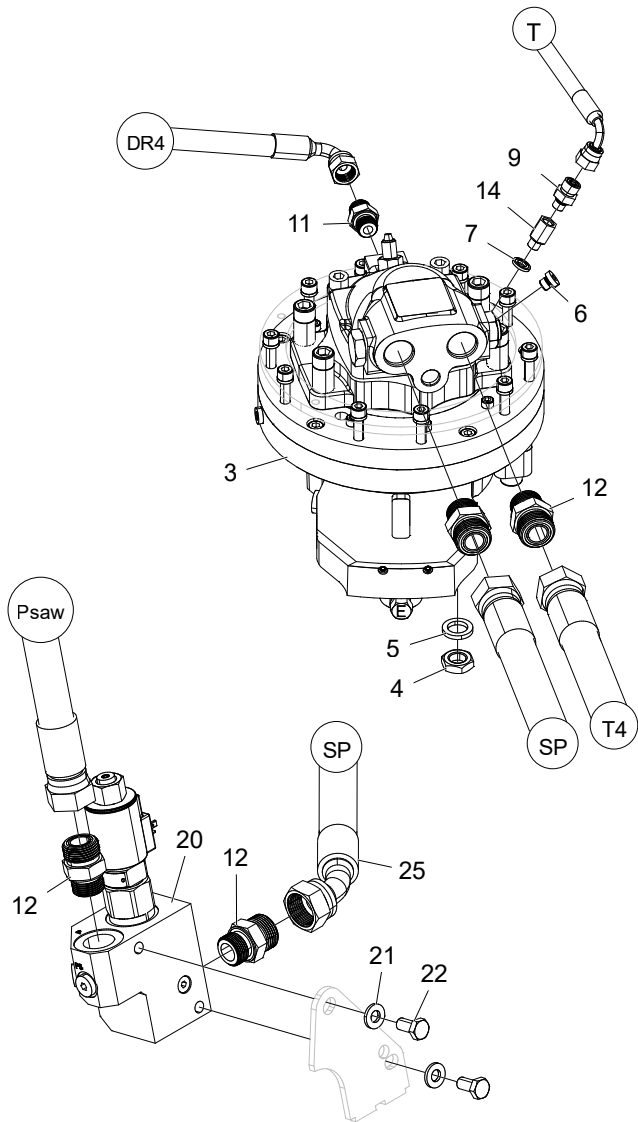
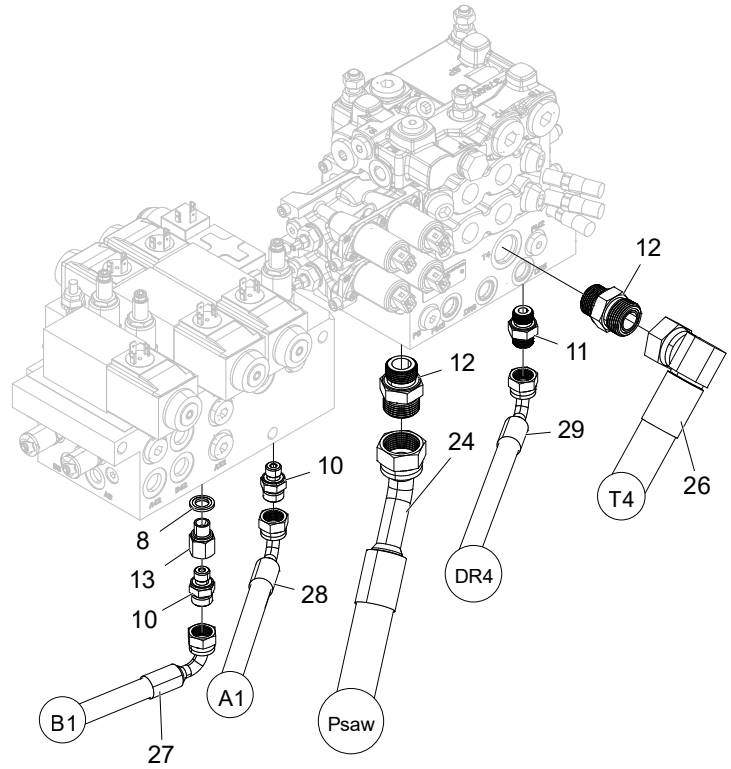
Structure 036053				
Pos.	Part no.	Quantity	Description	Specification
1	512012	2	Bushing	35x30
2	625000	1	Grease nipple	1/8"



Hydraulic cylinder

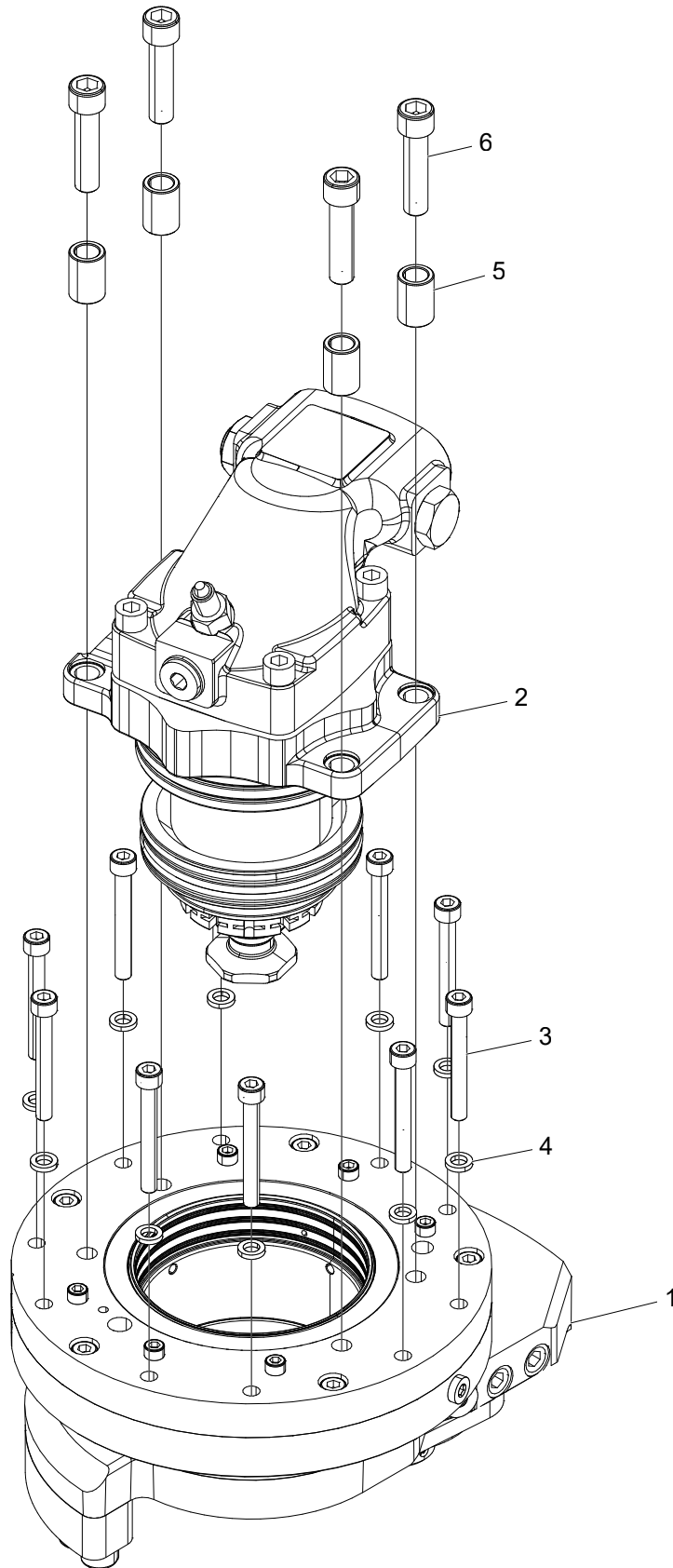
Structure 012945				
Pos.	Part no.	Quantity	Description	Specification
1	012560-KIT	1	Rod kit	
2	620086	1	Seal kit	
3	510006	1	Spherical bushing	
4	517236	1	Circlip	

Saw unit



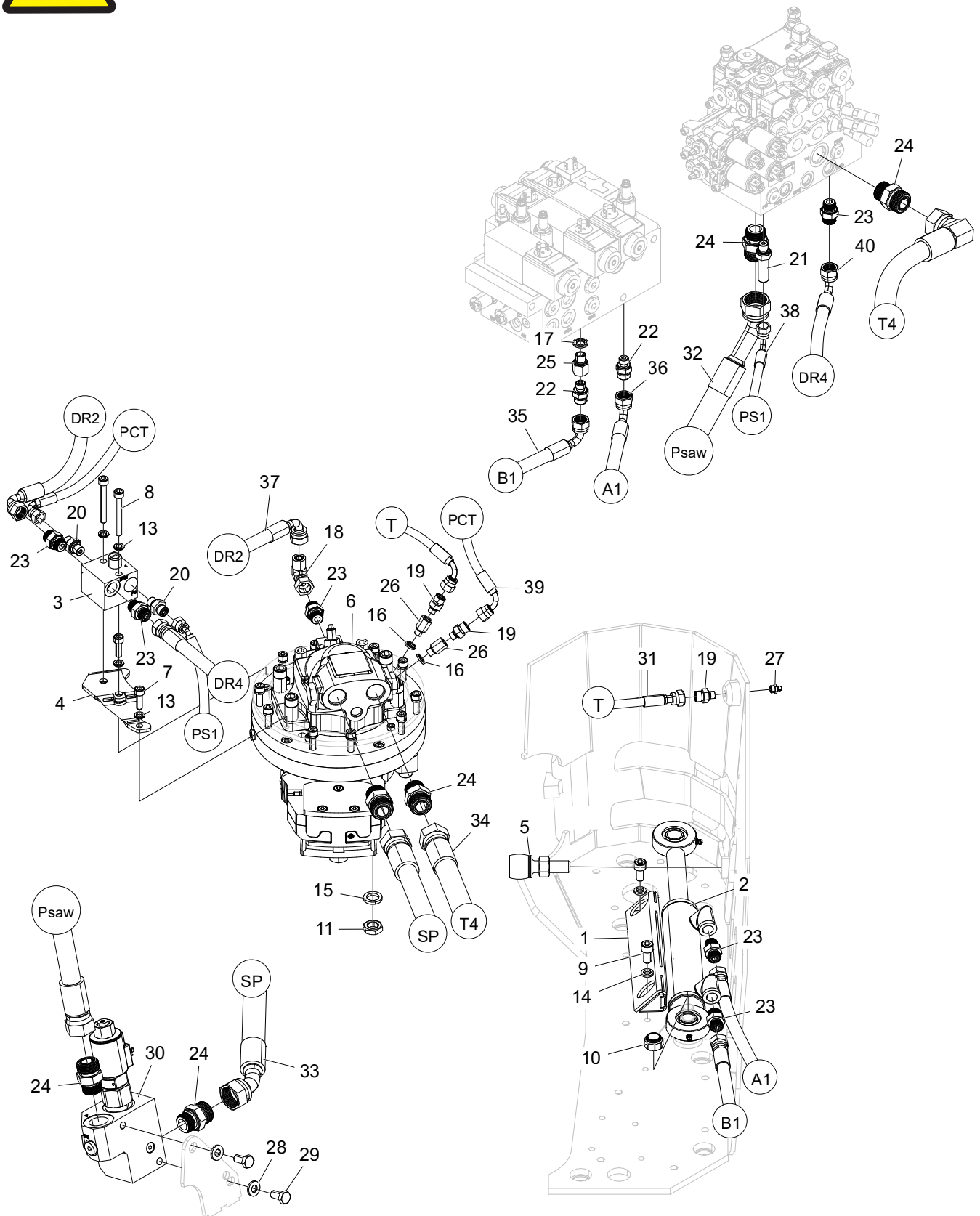
Hydraulics for saw unit 218 F11-19

Structure 005357				
Pos.	Part no.	Quantity	Description	Specification
1	017909	1	Hydraulic cylinder	
2	10000361	1	Stop screw	
3	017975	1	Saw unit	218 F11-19
4	502706	1	Nut	M16
5	503063	1	Washer	M16 NL
6	601000	1	Hex plug	1/8"
7	601100	1	Bonded seal	1/8"
8	601101	1	Bonded seal	1/4"
9	601749	2	Adapter	BSP 1/8"-9/16" ORFS
10	601752	2	Adapter	BSP 1/4"-11/16" ORFS
11	601754	4	Adapter	BSP 3/8"-11/16" ORFS
12	601762	6	Adapter	BSP 3/4"-1 3/16" ORFS
13	602055	1	Adapter	1/4"-1/4"
14	602083	1	Adapter	1/8"-1/8"
15	625000	1	Grease nipple	1/8"
16	016296	1	Cover	
17	501087	2	Screw	M10x20 12.9
18	503057	2	Washer	M10 NL
19	502705	1	Nut	M16 FZB
20	016726	1	Manifold	
21	503075	2	Washer	M10 NL sp
22	500066	2	Screw	M10x20 8.8 FZB
23	644251	1	Hydraulic hose	
24	644252	1	Hydraulic hose	
25	644253	1	Hydraulic hose	
26	644254	1	Hydraulic hose	
27	644255	1	Hydraulic hose	
28	644256	1	Hydraulic hose	
29	644257	1	Hydraulic hose	



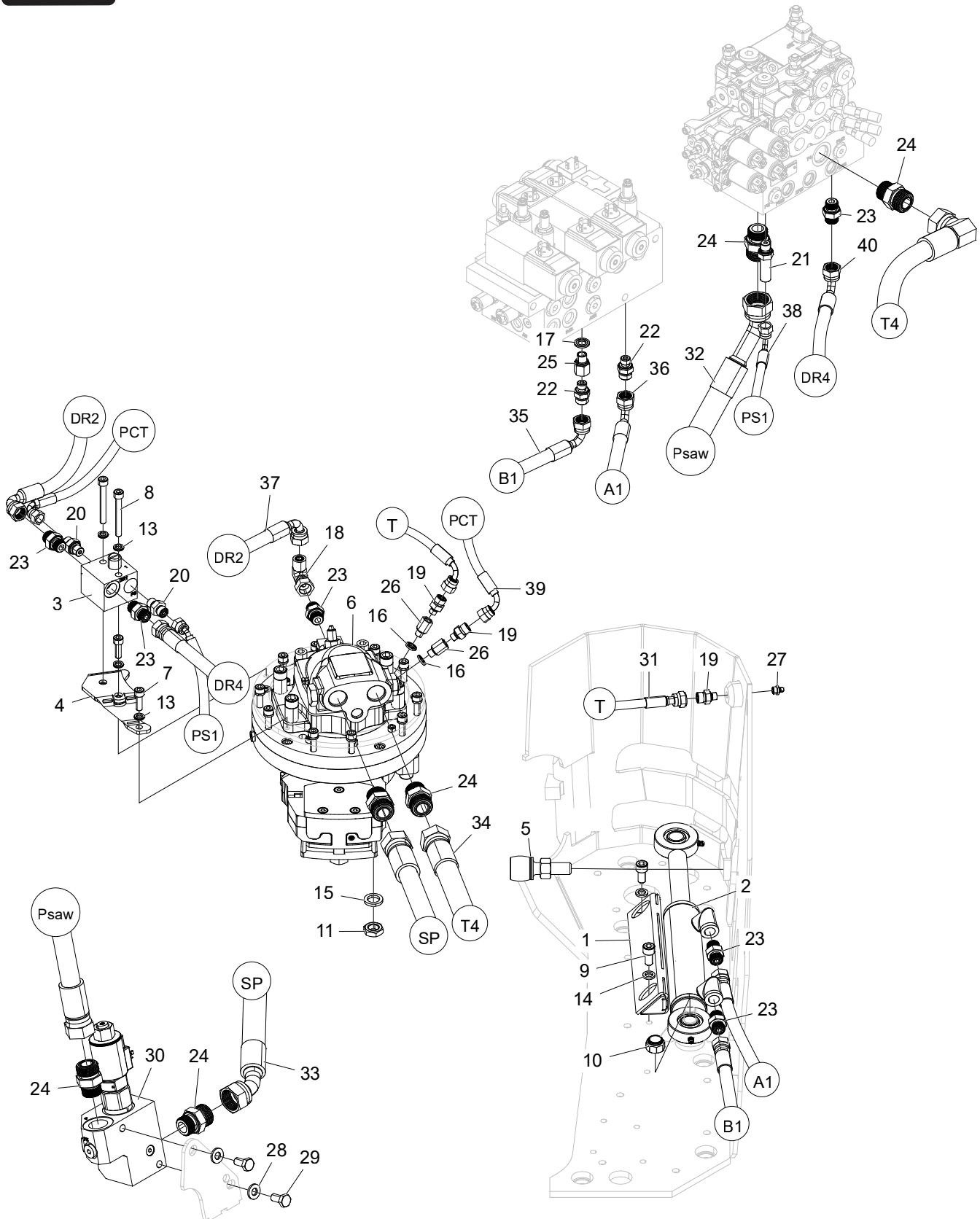
Saw unit 218 F11-19

Structure 017975				
Pos.	Part no.	Quantity	Description	Specification
1	017967	1	Saw unit	218
2	017972	1	Saw motor	F11-19
3	503055	10	Washer	M8 NL
4	501078	10	Screw	M8x65 12.9
5	018097	4	Spacer	
6	501113	4	Screw	M12x50 12.9

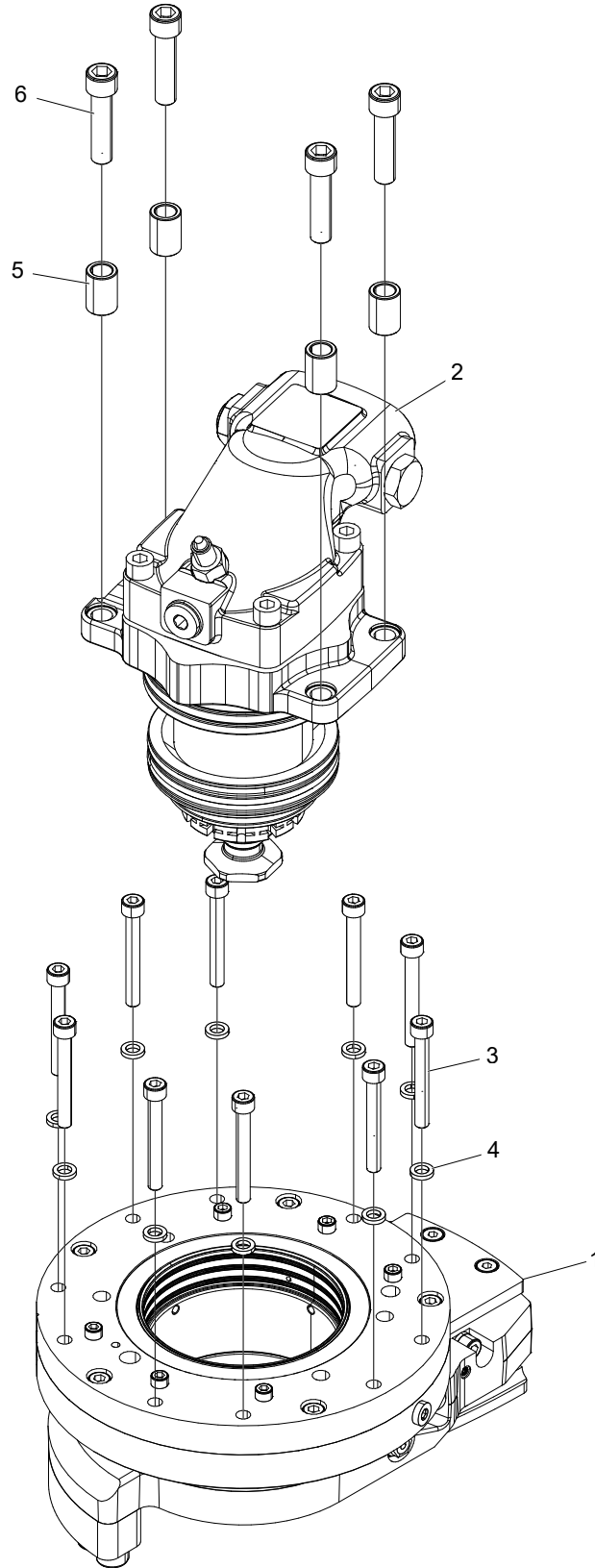


Hydraulics for saw unit 318 F11-19

Structure 034555				
Pos.	Part no.	Quantity	Description	Specification
1	016296	1	Cover	
2	017909	1	Hydraulic cylinder	
3	017617	1	Manifold	
4	017791	1	Bracket	
5	10000361	1	Stop screw	
6	017977	1	Saw unit	318 F11-19
7	501070	2	Screw	M8x25 12.9
8	501078	2	Screw	M8x65 12.9
9	501087	2	Screw	M10x20 12.9
10	502705	1	Nut	M16
11	502706	1	Nut	M16
13	503055	4	Washer	M8 NL
14	503057	2	Washer	M10 NL
15	503063	1	Washer	M16 NL
16	601100	2	Bonded seal	1/8"
17	601101	1	Bonded seal	1/4"
18	601726	1	Adapter	11/16"-11/16" ORFS
19	601749	3	Adapter	BSP 1/8"-9/16" ORFS
20	601750	2	Adapter	BSP 1/4"-9/16" ORFS
21	601751	1	Adapter	BSP 1/4"-9/16" ORFS
22	601752	2	Adapter	BSP 1/4"-11/16" ORFS
23	601754	6	Adapter	BSP 3/8"-11/16" ORFS
24	601762	6	Adapter	BSP 3/4"-1 3/16" ORFS
25	602055	1	Adapter	1/4"-1/4"
26	602083	2	Adapter	1/8"-1/8"
27	625000	1	Grease nipple	1/8"
28	503075	2	Washer	M10 NL sp
29	500066	2	Screw	M10x20 8.8 FZB
30	016726	1	Manifold	
31	644251	1	Hydrualic hose	
32	644252	1	Hydrualic hose	
33	644253	1	Hydrualic hose	

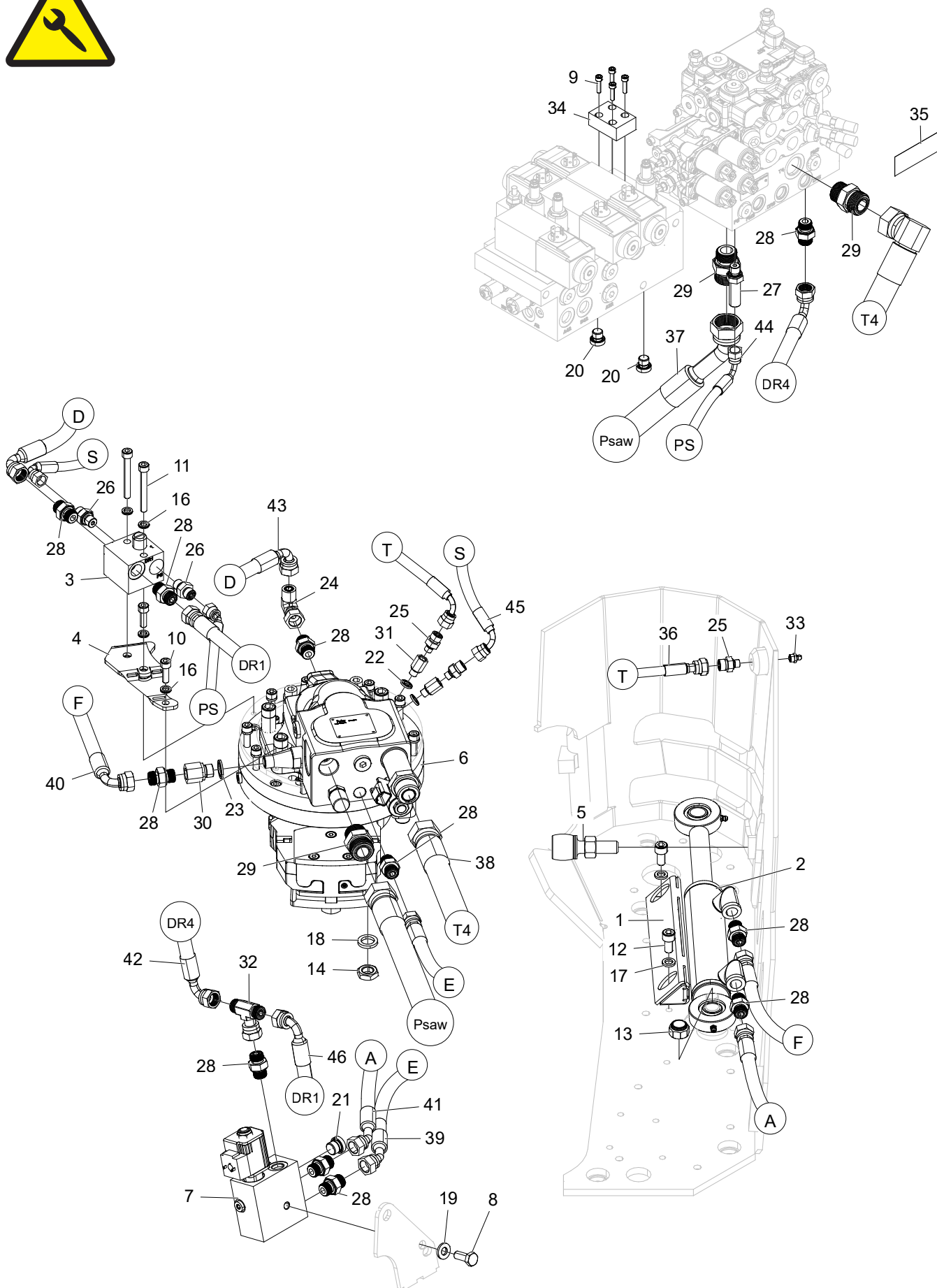


Structure 034555				
Pos.	Part no.	Quantity	Description	Specification
34	644254	1	Hydrualic hose	
35	644255	1	Hydrualic hose	
36	644256	1	Hydrualic hose	
37	644258	1	Hydrualic hose	
38	644260	1	Hydrualic hose	
39	644261	1	Hydrualic hose	
40	644262	1	Hydrualic hose	



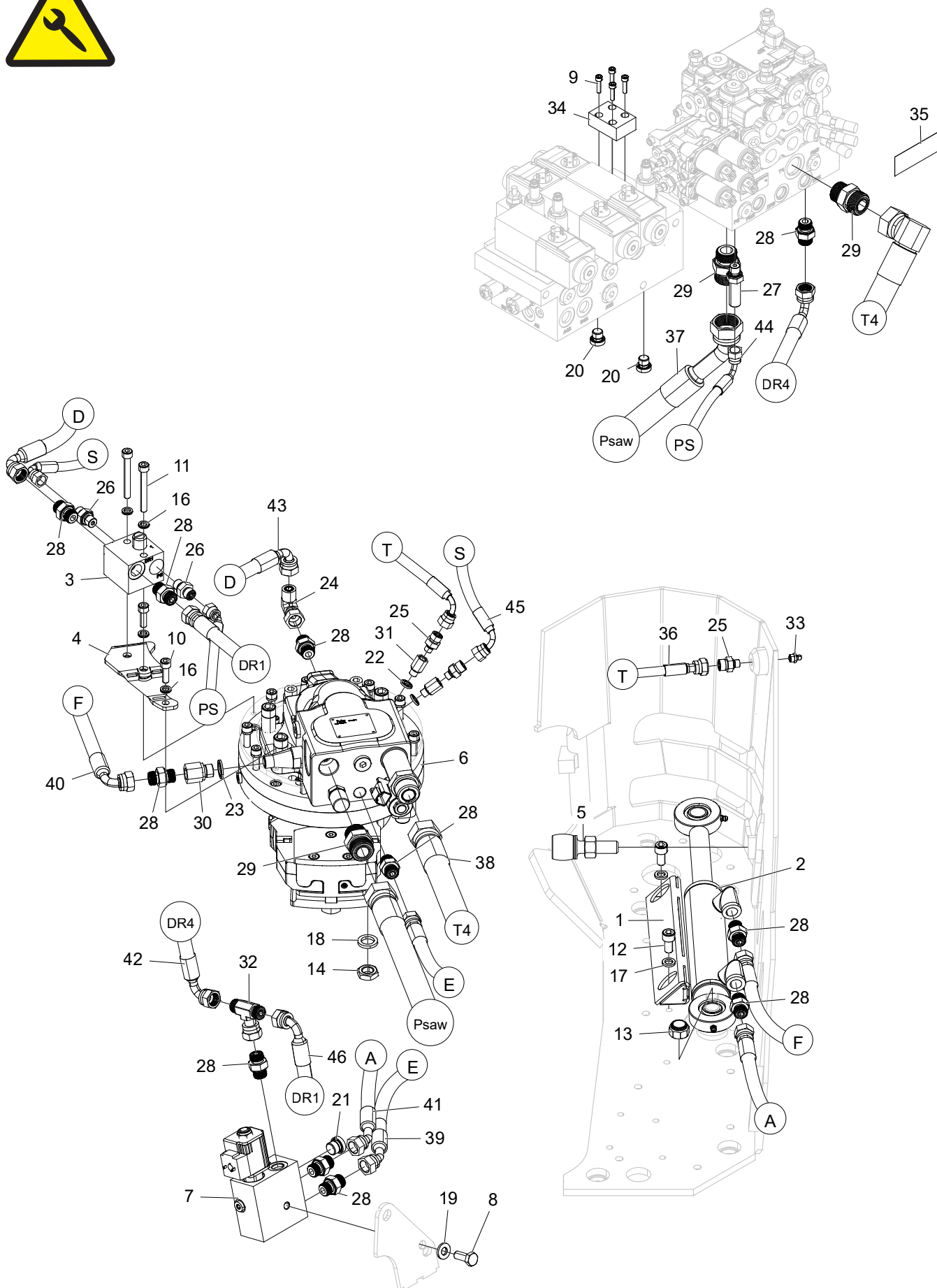
Saw unit 318 F11-19

Structure 017977				
Pos.	Part no.	Quantity	Description	Specification
1	017968	1	Saw unit	318
2	017972	1	Saw motor	F11-19
3	501078	10	Screw	M8x65 12.9
4	503055	10	Washer	M8 NL
5	018097	4	Spacer	
6	501113	4	Screw	M12x50 12.9

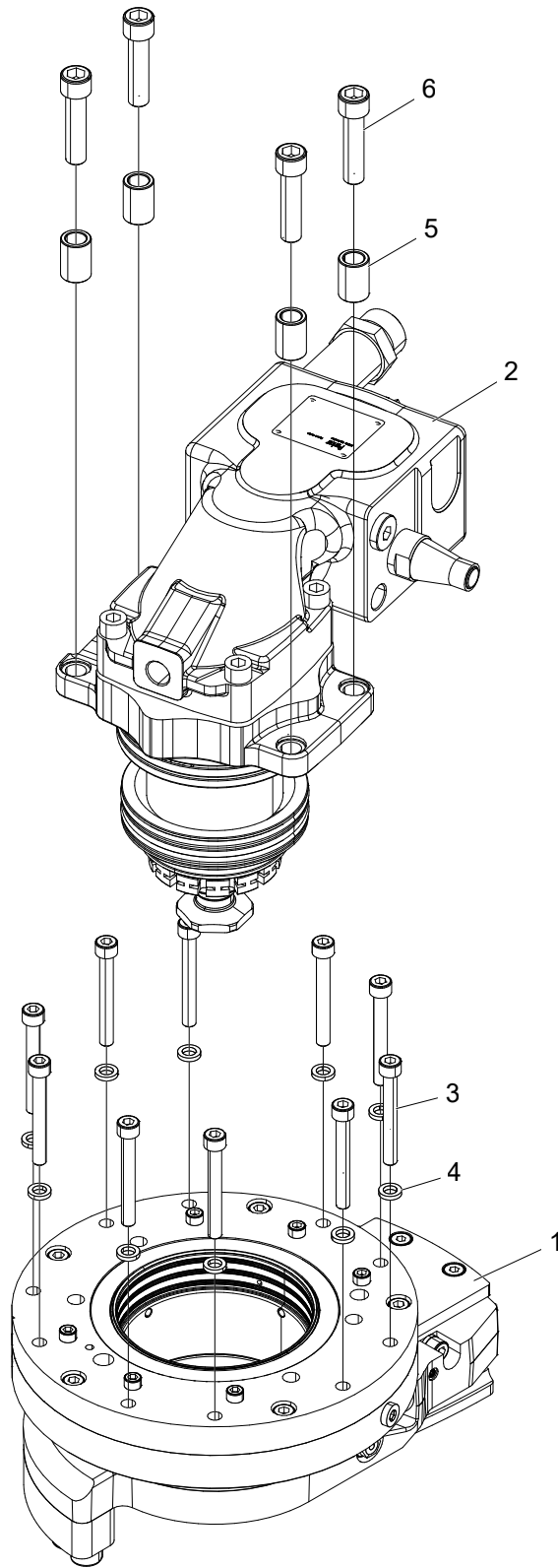


Hydraulics for saw unit 318 True-Cut

Structure 034556				
Pos.	Part no.	Quantity	Description	Specification
1	016296	1	Cover	
2	017909	1	Hydraulic cylinder	
3	017617	1	Manifold	
4	017791	1	Bracket	
5	017900	1	Stop screw	
6	018711	1	Saw unit	318 True-Cut
7	018216	1	Manifold	
8	500068	1	Screw	M10x25 8.8 FZB
9	501029	4	Screw	M5x20 12.9
10	501070	2	Screw	M8x25 12.9
11	501078	2	Screw	M8x65 12.9
12	501087	2	Screw	M10x20 12.9
13	502705	1	Nut	M16 FZB
14	502706	1	Nut	M16
16	503055	4	Washer	M8 NL
17	503057	2	Washer	M10 NL
18	503063	1	Washer	M16 NL
19	503075	1	Washer	M10 NL sp
20	601001	2	Hex plug	1/4"
21	601002	1	Hex plug	3/8"
22	601100	2	Bonded seal	1/8"
23	601102	1	Bonded seal	3/8"
24	601726	1	Adapter	11/16"-11/16" ORFS
25	601749	3	Adapter	BSP 1/8"-9/16" ORFS
26	601750	2	Adapter	BSP 1/4"-9/16" ORFS
27	601751	1	Adapter	BSP 1/4"-9/16" ORFS
28	601754	11	Adapter	BSP 3/8"-11/16" ORFS
29	601762	3	Adapter	BSP 3/4"-1 3/16" ORFS
30	602051	1	Adapter	3/8"-3/8"
31	602083	2	Adapter	1/8"-1/8"
32	617044	1	Check valve	
33	625000	1	Grease nipple	1/8"

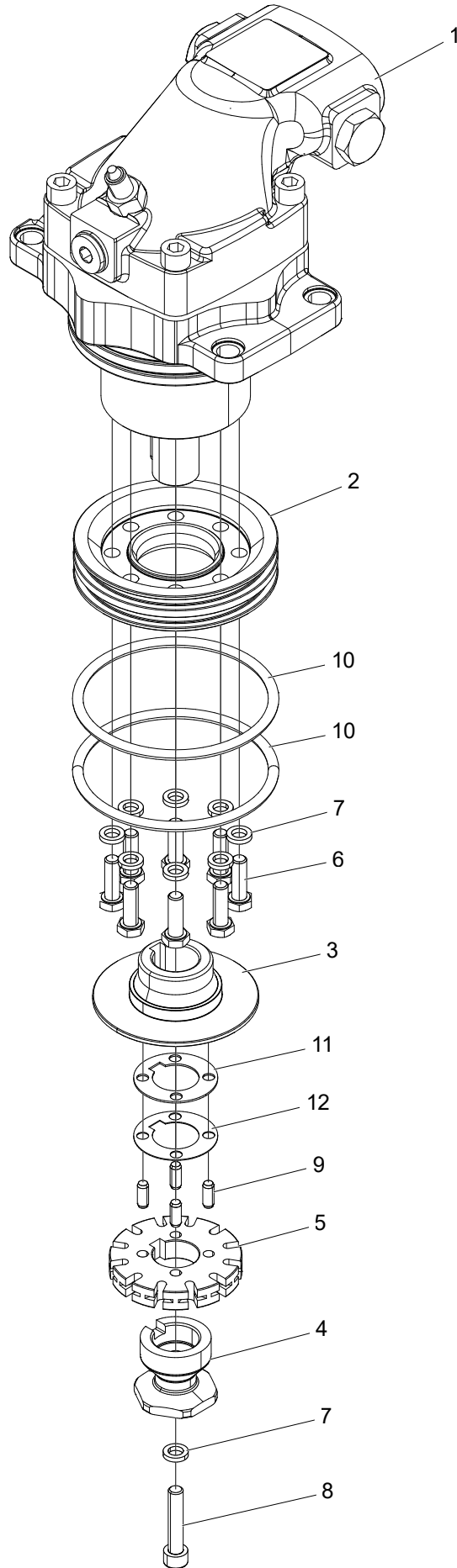


Structure 034556				
Pos.	Part no.	Quantity	Description	Specification
34	613038	1	Plate	
35	519171	1	Decal	True-Cut
36	644318	1	Hydraulic hose	
37	644282	1	Hydraulic hose	
38	644283	1	Hydraulic hose	
39	644313	1	Hydraulic hose	
40	644314	1	Hydraulic hose	
41	644317	1	Hydraulic hose	
42	644316	1	Hydraulic hose	
43	644258	1	Hydraulic hose	
44	644260	1	Hydraulic hose	
45	644261	1	Hydraulic hose	
46	644315	1	Hydraulic hose	



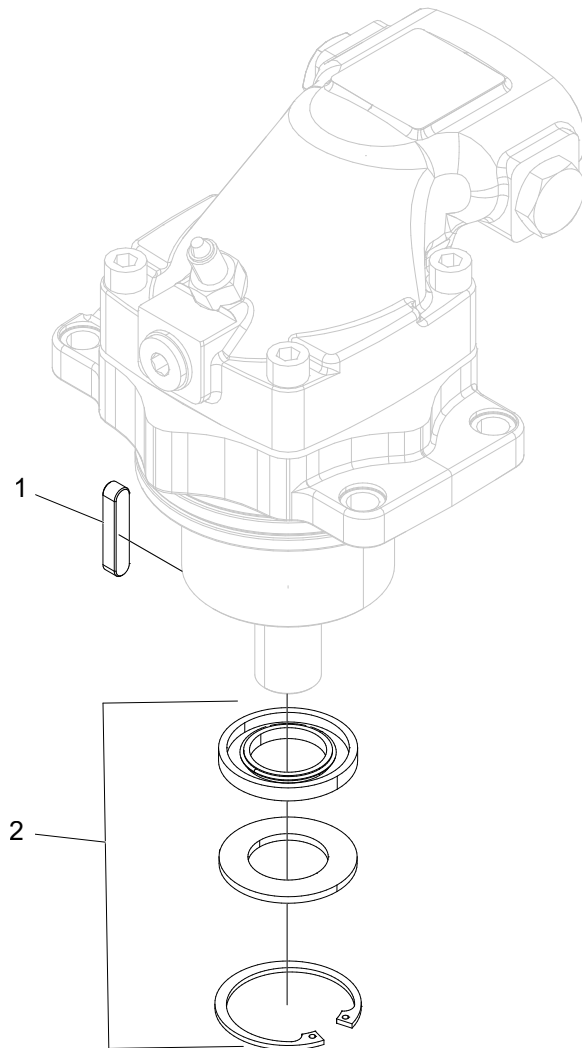
Saw unit 318 True-Cut

Structure 018711				
Pos.	Part no.	Quantity	Description	Specification
1	017968	1	Saw unit	318 True-Cut
2	018709	1	Saw motor	
3	501078	10	Screw	M8x65 12.9
4	503055	10	Washer	M8 NL
5	018097	4	Spacer	
6	501113	4	Screw	M12x50 12.9



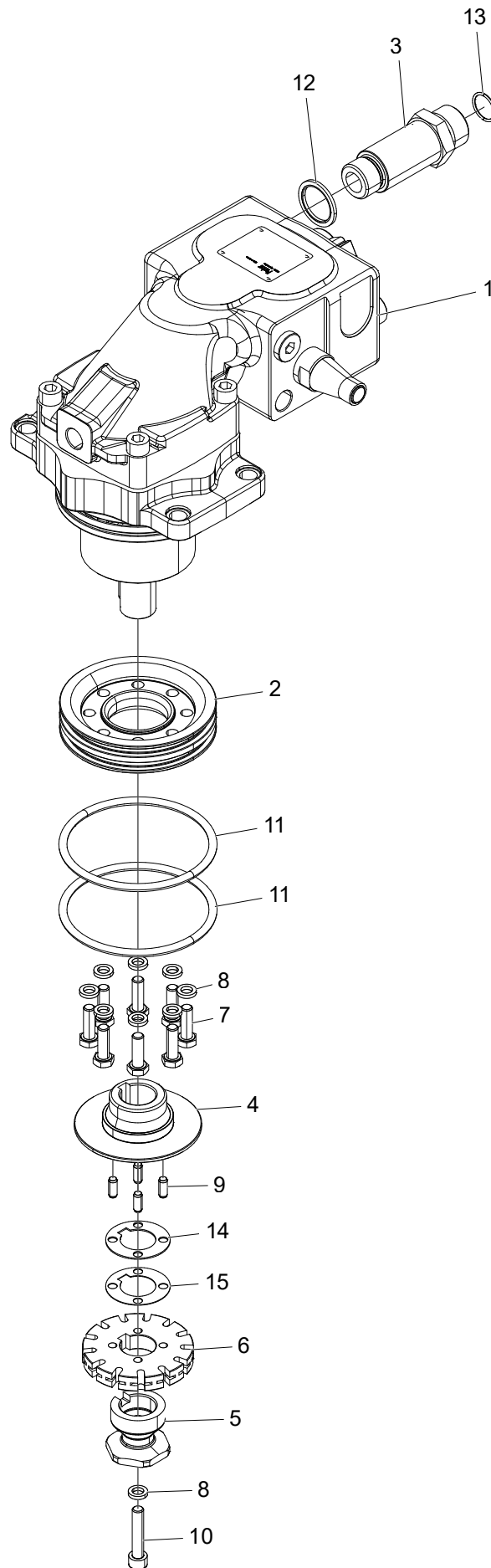
Saw motor F11-19 assembly

Structure 017972				
Pos.	Part no.	Quantity	Description	Specification
1	609108	1	Saw motor	F11-19
2	017904	1	Seal retainer	
3	017896	1	Sprocket carrier	
4	017897	1	Chain catcher	
5	549103	1	Sprocket	Z12
6	500045	8	Screw	M8x25 8.8 FZB
7	503055	9	Washer	M8 NL
8	501073	1	Screw	M8x40 12.9
9	515032	4	Cylindrical pin	Ø6x16
10	543062	2	O-ring	99,1x5,7
11	549211	1	Shim	25x1,0
12	549210	1	Shim	25x0,5



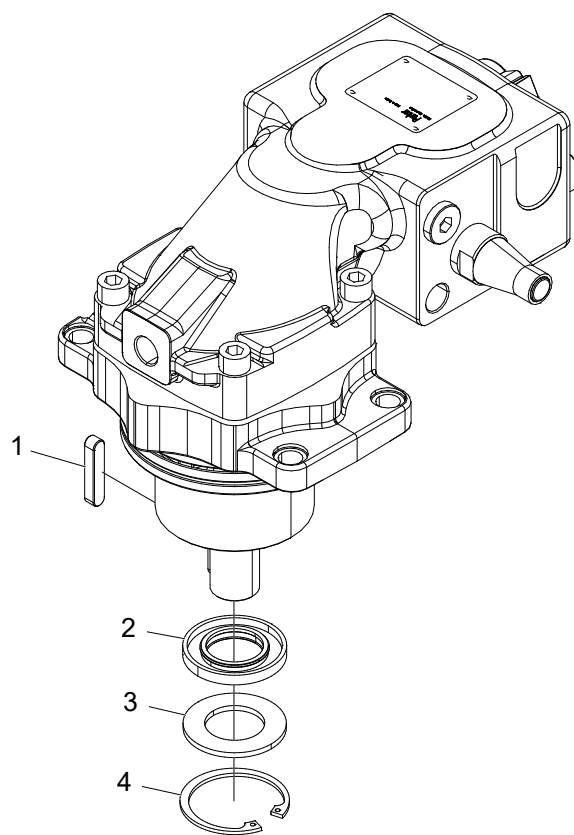
Saw motor F11-19

Structure 609108				
Pos.	Part no.	Quantity	Description	Specification
1	554077	1	Spline	
2	554232	1	Seal kit	
3	517245	1	Circlip	



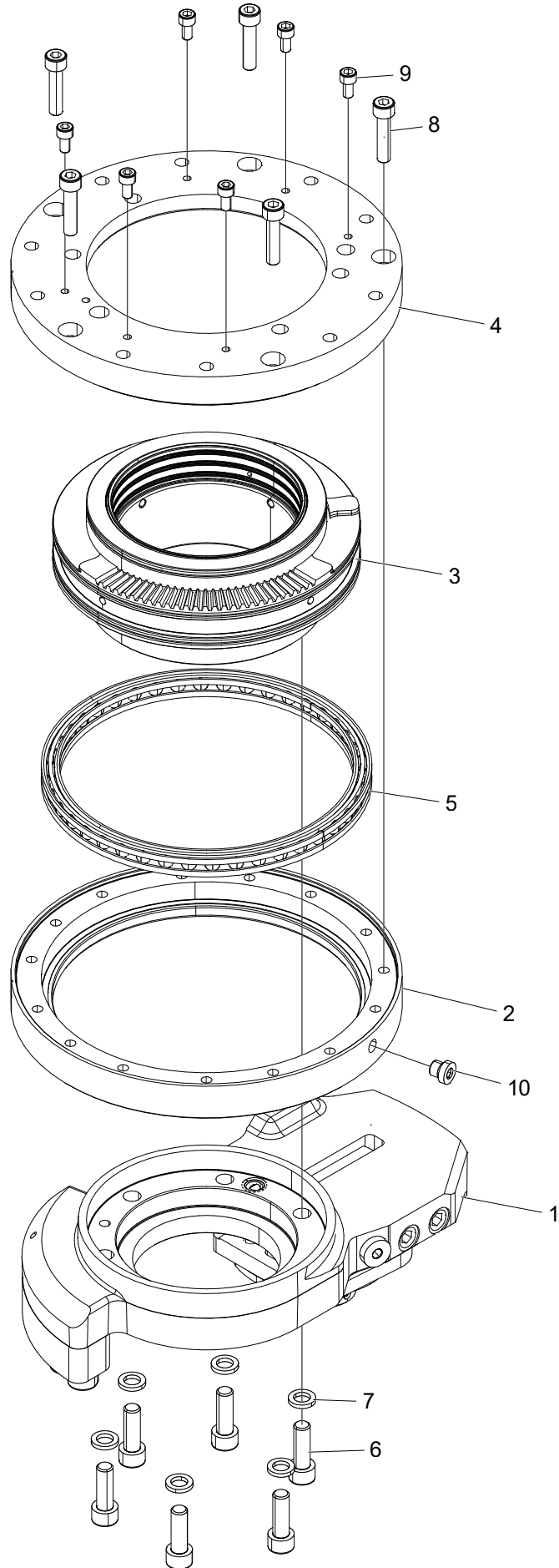
Saw motor True-Cut assembly

Structure 018709				
Pos.	Part no.	Quantity	Description	Specification
1	609129	1	Saw motor	True-Cut
2	017904	1	Seal retainer	
3	017907	1	Adapter	3/4" ORFS
4	017896	1	Sprocket carrier	
5	017897	1	Chain catcher	
6	549105	1	Sprocket	z=13
7	500045	8	Screw	M8x25 8.8 FZB
8	503055	9	Washer	M8 NL
9	515032	4	Cylindrical pin	Ø6x16
10	501073	1	Screw	M8x40 12.9
11	543062	2	O-ring	99,1x5,7
12	601104	1	Bonded seal	3/4"
13	543165	1	O-ring	18,77x1,78
14	549211	1	Shim	25x1,0
15	549210	1	Shim	25x0,5



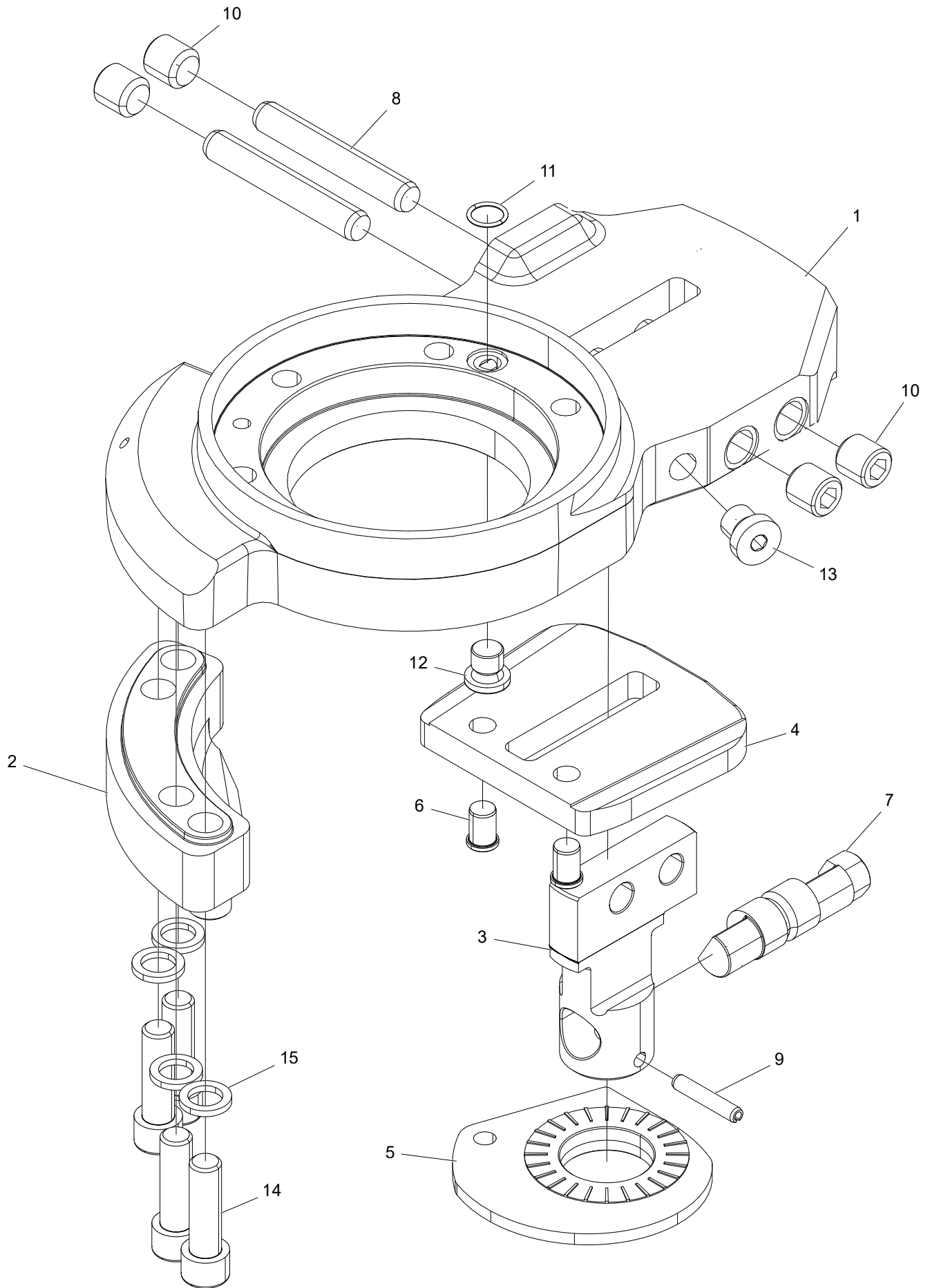
Saw motor True-Cut assembly

Structure 609129				
Pos.	Part no.	Quantity	Description	Specification
1	554077	1	Spline	
2	554030	1	Seal ring	
3	554278	1	Spacer	
4	517245	1	Circlip	



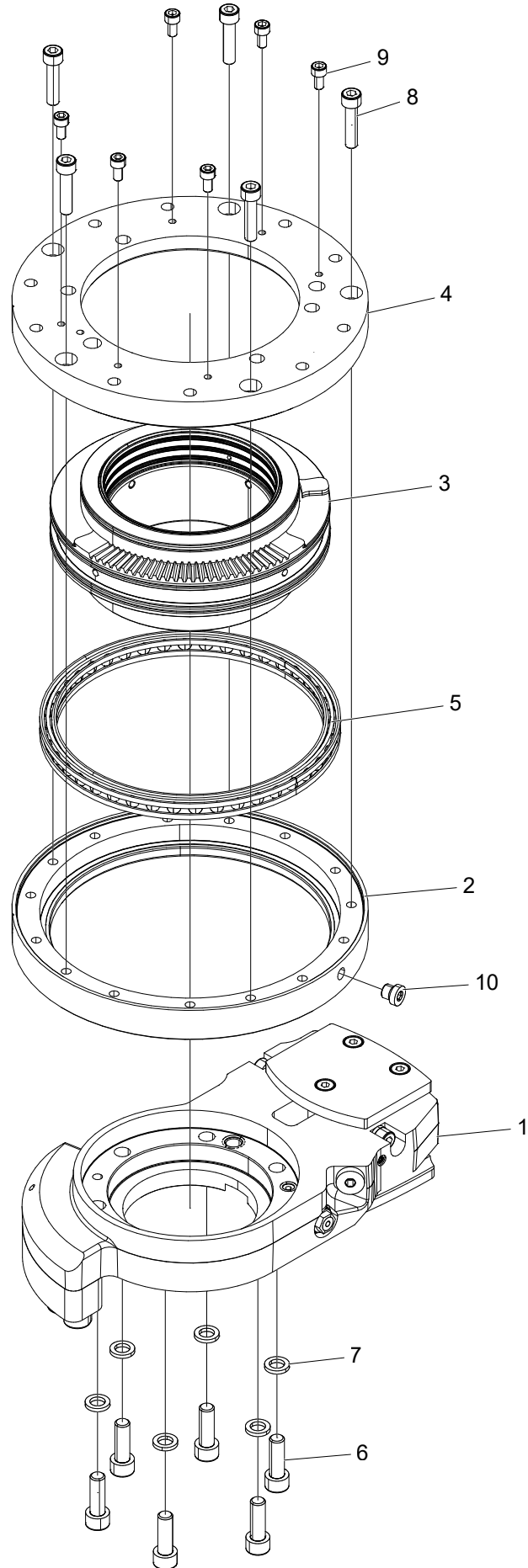
Saw unit 218

Structure 017967				
Pos.	Part no.	Quantity	Description	Specification
1	017901	1	Saw bracket	218
2	017884	1	Cover	
3	017908	1	Bearing unit	
4	017883	1	Bracket	
5	508100	1	Bearing	
6	501090	6	Screw	M10x30 12.9
7	503057	6	Washer	M10 NL
8	501072	5	Screw	M8x35 12.9
9	501043	6	Screw	M6x12 12.9
10	601000	1	Hex plug	1/8"



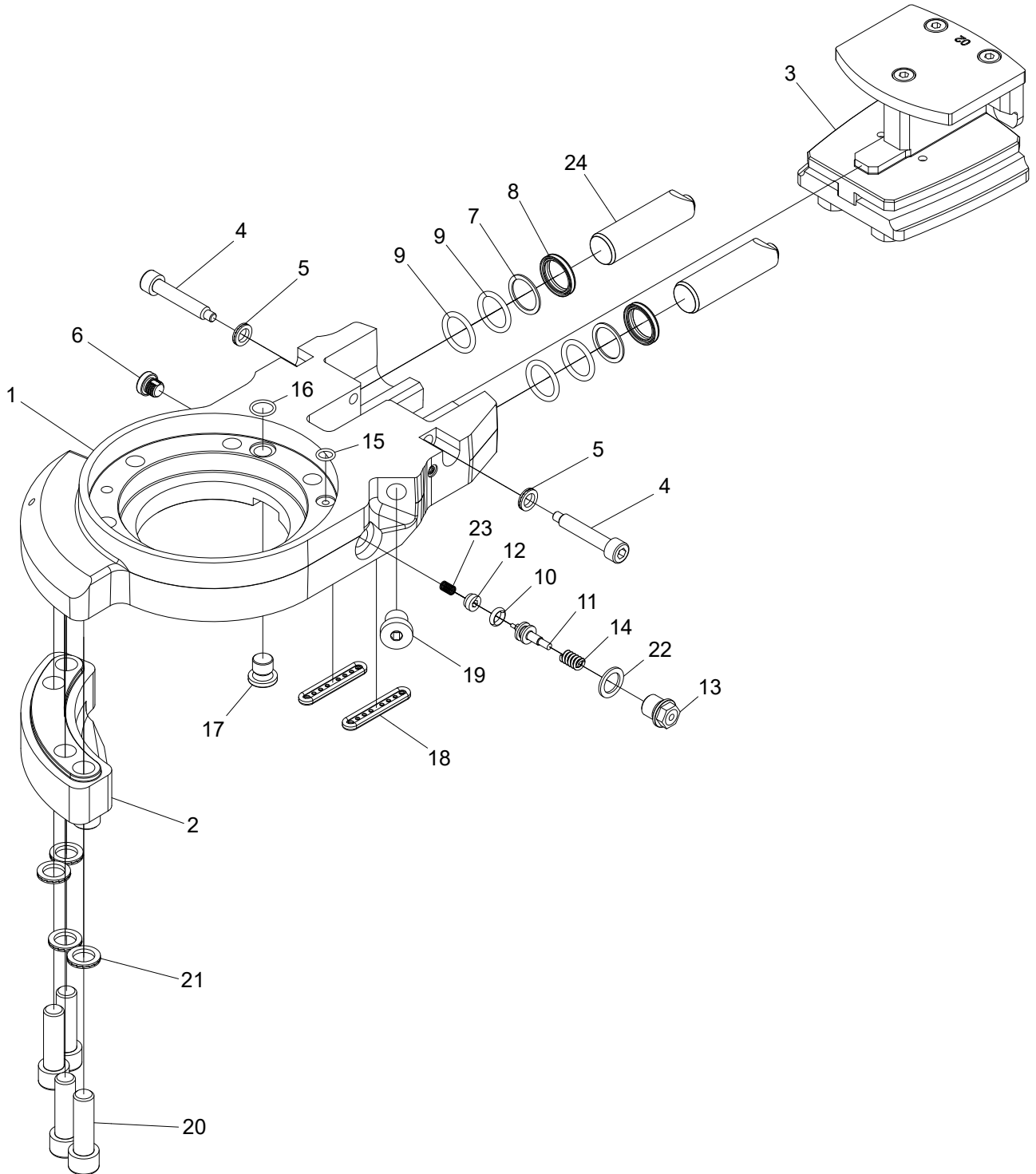
Saw bracket 218

Structure 017901				
Pos.	Part no.	Quantity	Description	Specification
1	017728	1	Saw bar bracket	
2	017895	1	Cylinder bracket	
3	017799	1	Pin	
4	016936	1	Thrust washer	
5	018133	1	Excenter	
6	016774	2	Bolt	Ø10
7	012519	1	Lock shaft	
8	515027	2	Cylindrical pin	6x80
9	515013	1	Tension pin	6x32
10	513051	4	Hex plug	M16x16
11	540009	1	O-ring	12,1x1,6
12	602122	1	Hex plug	M12x15
13	601001	1	Hex plug	1/4"
14	501111	4	Screw	M12x40
15	503060	4	Washer	M12 NL



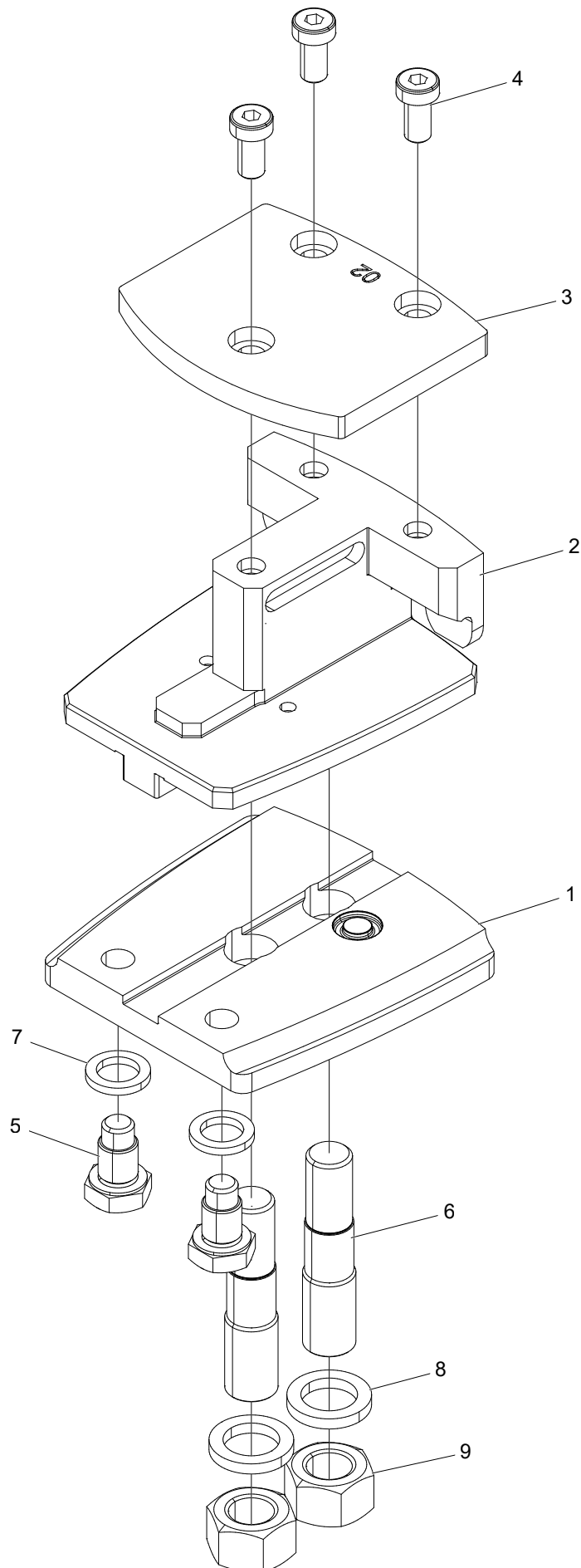
Saw unit 318

Structure 017968				
Pos.	Part no.	Quantity	Description	Specification
1	017902	1	Saw bracket	318
2	017884	1	Cover	
3	017908	1	Bearing unit	
4	017883	1	Bracket	
5	508100	1	Bearing	
6	501090	6	Screw	M10x30 12.9
7	503057	6	Washer	M19 NL
8	501072	5	Screw	M8x35 12.9
9	501043	6	Screw	M6x12 12.9
10	601000	1	Hex plug	1/8"



Saw bracket 318

Structure 017902				
Pos.	Part no.	Quantity	Description	Specification
1	017729	1	Saw bar bracket	
2	017895	1	Cylinder bracket	
3	017892	1	Saw bar holder	-02
4	017903	2	Stop screw	M8
5	503055	2	Washer	NL8
6	018221	1	Bleeder plug	1/8"
7	554194	2	Support ring	Ø25,2/20,1
8	554195	2	Scraper	
9	543089	4	O-ring	Ø20,2x3
10	543087	1	O-ring	
11	554248	1	Piston	
12	617047	1	Check valve	
13	554249	1	Plug	
14	526033	1	Spring	
15	543084	1	O-ring	8,1x1,6
16	540009	1	O-ring	Ø12,1x1,6
17	602122	1	Plug	M12x1,5
18	635223	2	Seal	
19	601001	1	Hex plug	1/4"
20	501111	4	Screw	M12x40 12.9
21	503060	4	Washer	NL12
22	601200	1	Copper seal	13x19x1,5
23	526037	1	Spring	
24	018849	2	Piston	



Saw bar holder 02

Structure 017892				
Pos.	Part no.	Quantity	Description	Specification
1	017891	1	Lower plate	
2	017890	1	Middle section	
3	017889	1	Upper plate	
4	505079	3	Screw	M8x16 10.9
5	554251	2	Screw	
6	017980	2	Pin screw	
7	503060	2	Washer	M12 NL
8	503063	2	Washer	M16 NL
9	502009	2	Nut	M16 FZB

Saw 218/318 F11-19 saw bar and saw chain

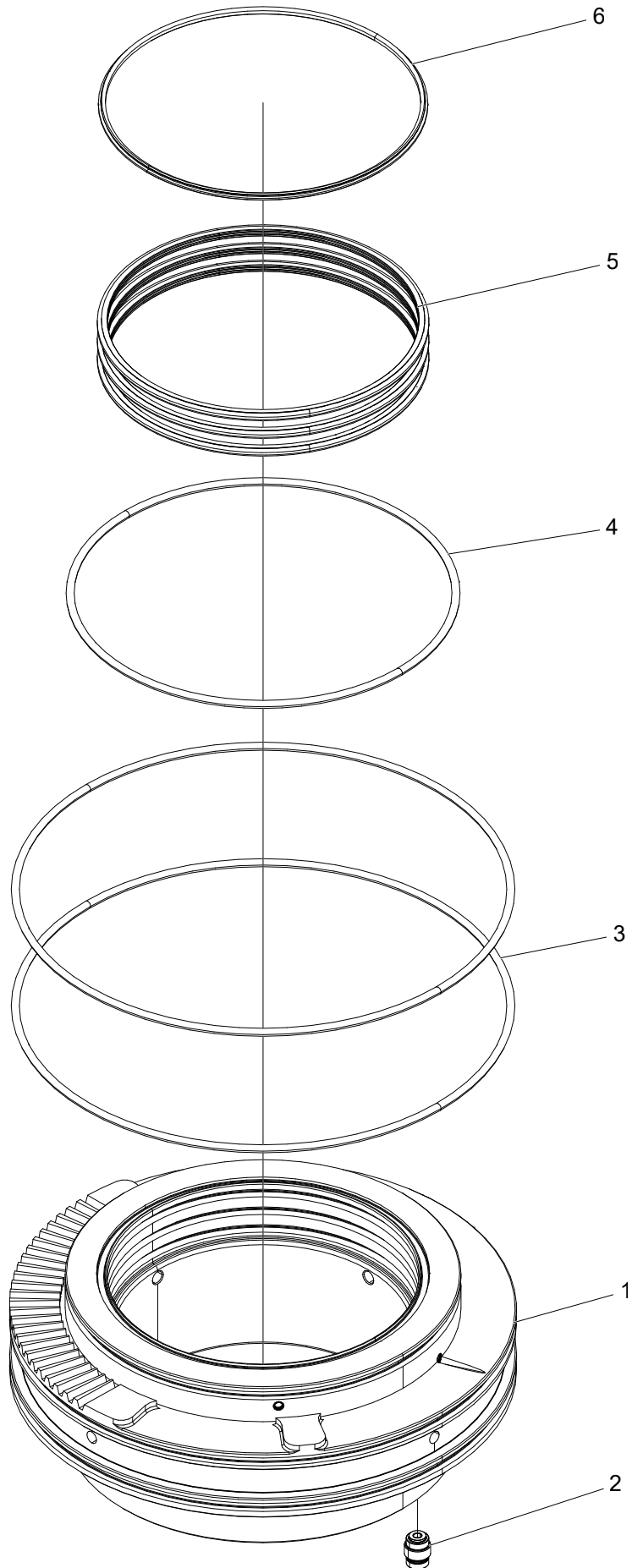
Structure				
Pos.	Part no.	Quantity	Description	Specification
	549518-160	1	Saw bar	18H 600 mm z=12
	549018-073	1	Saw chain	73E 0,404

Saw 218 True-Cut saw bar and saw chain

Structure				
Pos.	Part no.	Quantity	Description	Specification
	549518-160	1	Saw bar	18H 600mm z=13
	549018-073	1	Saw chain	73E 0,404

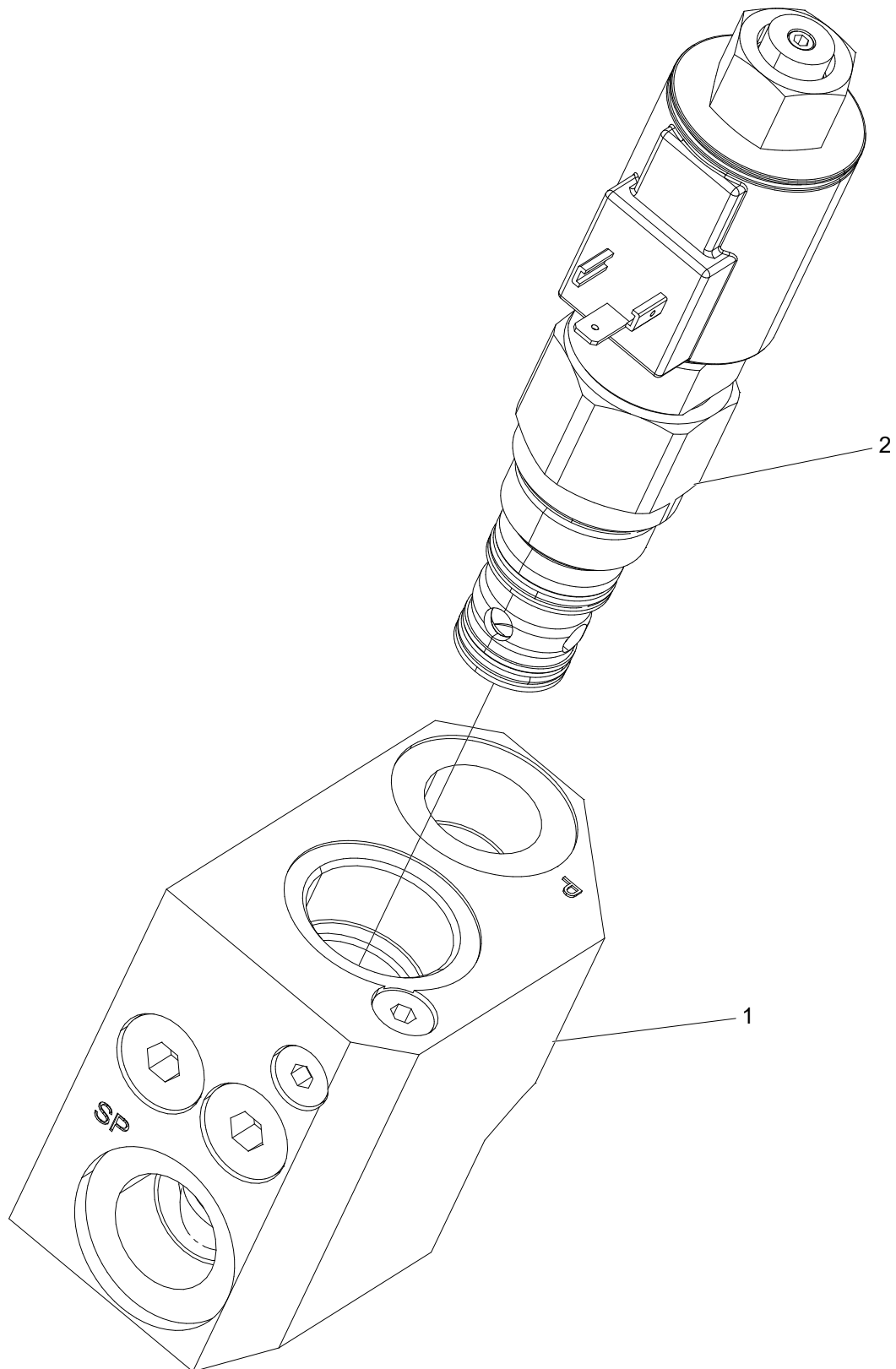
Saw 318 True-Cut saw bar and saw chain

Structure				
Pos.	Part no.	Quantity	Description	Specification
	549518-160	1	Saw bar	18H 600mm z=13
	549018-074	1	Saw chain	74E 0,404



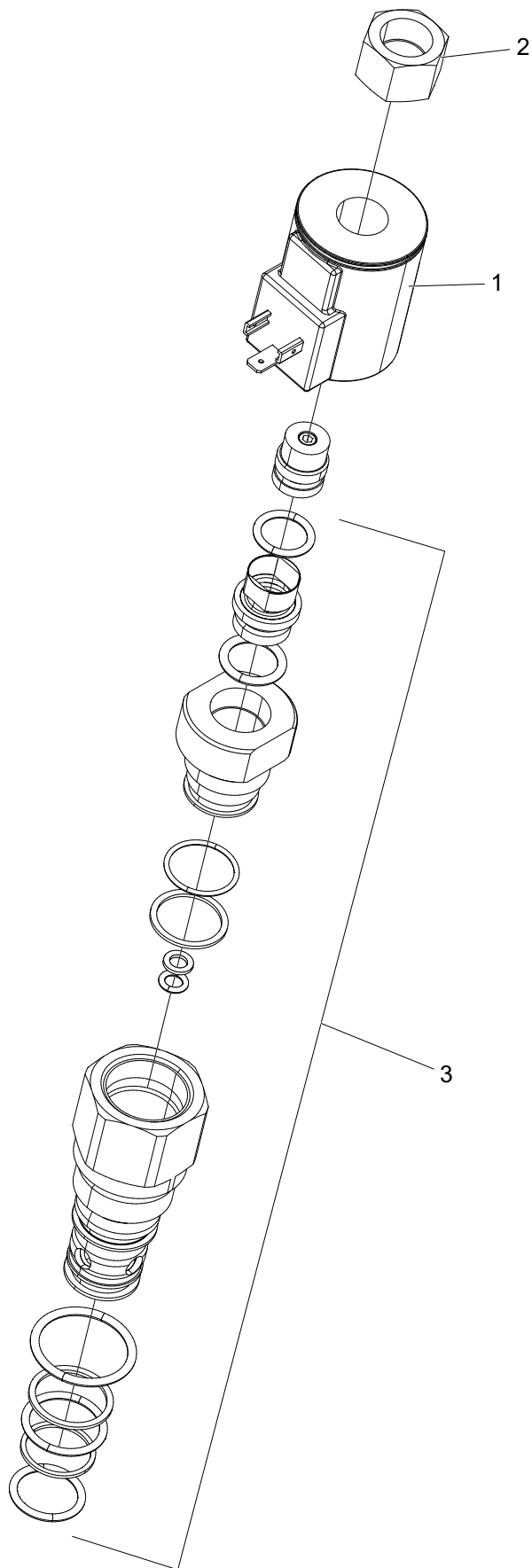
Bearing unit

Structure 017908				
Pos.	Part no.	Quantity	Description	Specification
1	017725	1	Bearing unit	
2	617046	1	Check valve	1/8"
3	543038	2	O-ring	180x3
4	543061	1	O-ring	139,5x3,0
5	635220	3	Seal ring	
6	635221	1	V-ring	



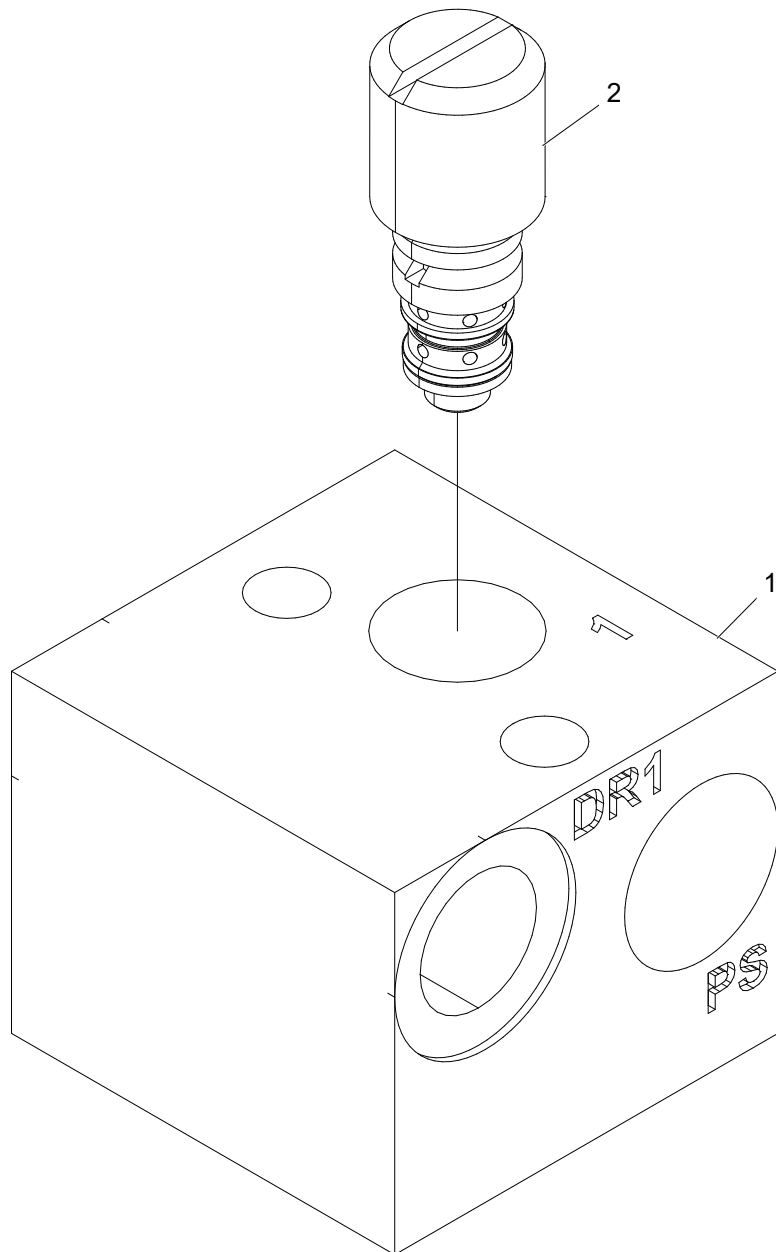
Manifold

Structure 016726				
Pos.	Part no.	Quantity	Description	Specification
1	612034	1	Manifold	
2	612062	1	Saw valve	



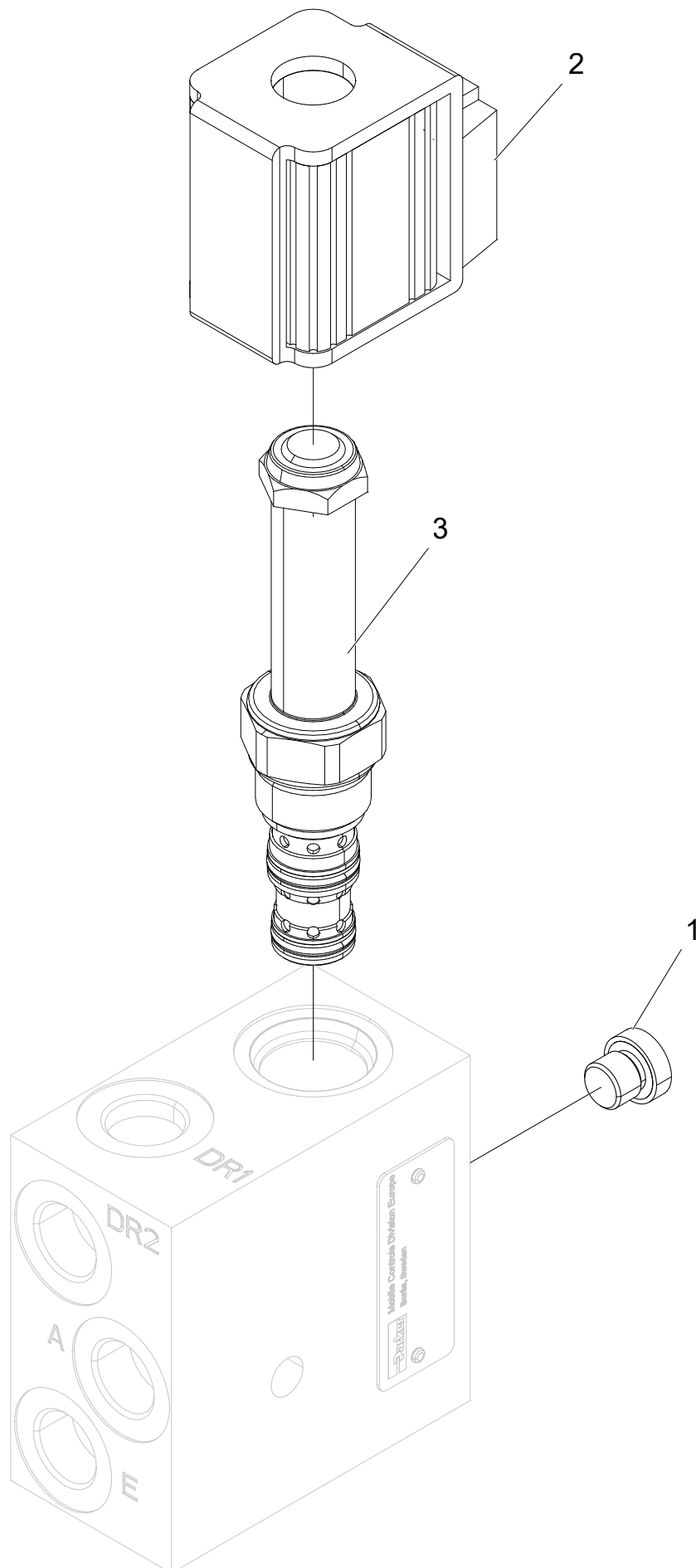
Saw valve

Structure 612062				
Pos.	Part no.	Quantity	Description	Specification
1	613057	1	Solenoid	
2	613078	1	Nut	
3	620355	1	Seal kit	



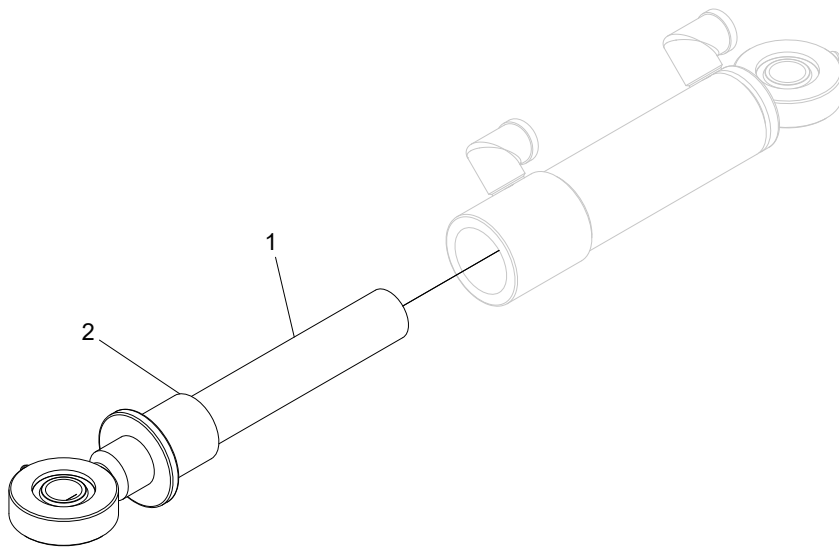
Manifold

Structure 017617				
Pos.	Part no.	Quantity	Description	Specification
1	612070	1	Manifold	
2	619039	1	Pressure reducing valve	



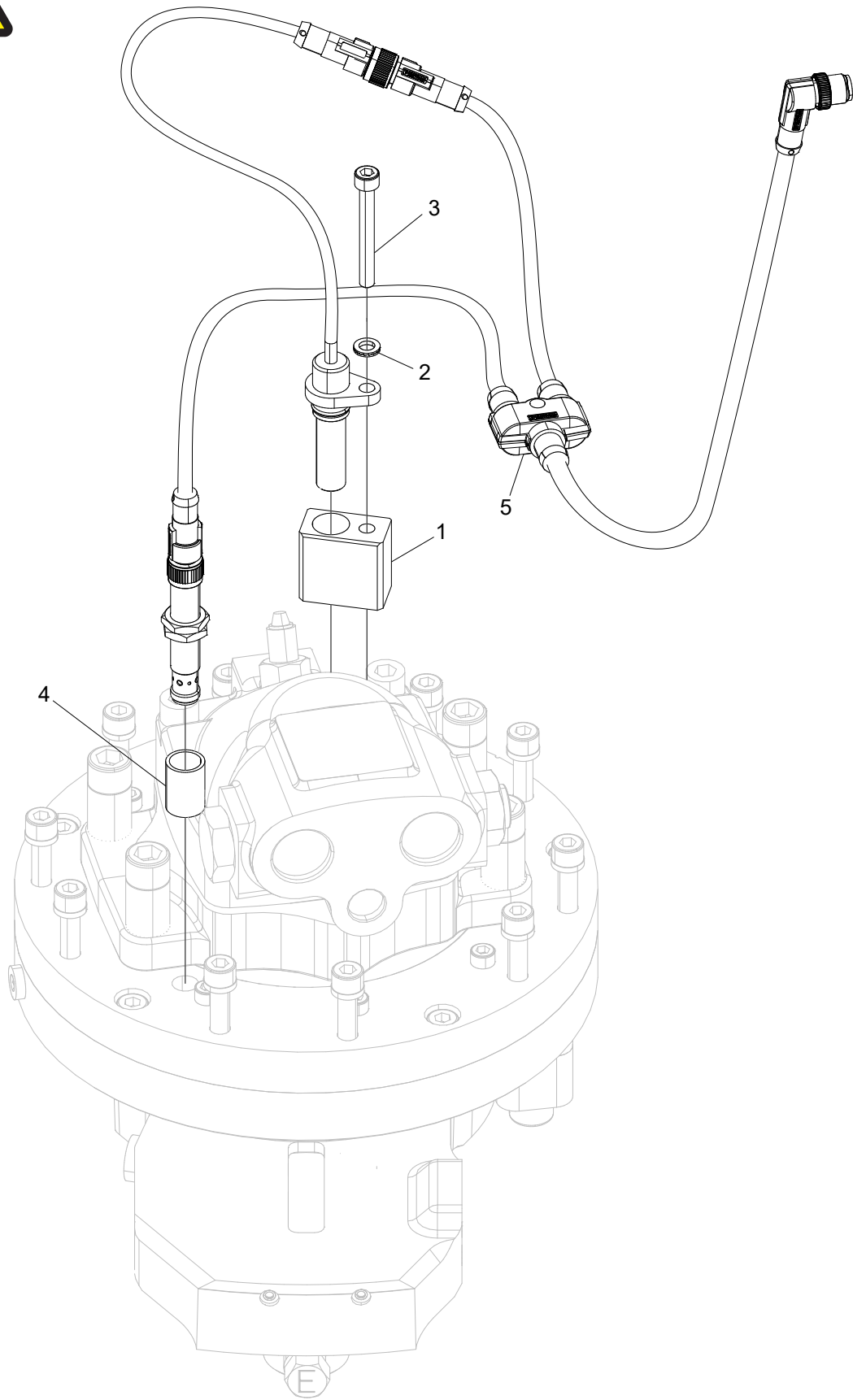
Manifold

Structure 018216				
Pos.	Part no.	Quantity	Description	Specification
1	601000	1	Hex plug	1/8"
2	612088	1	Soleonid	
3	612087	1	Directional valve	



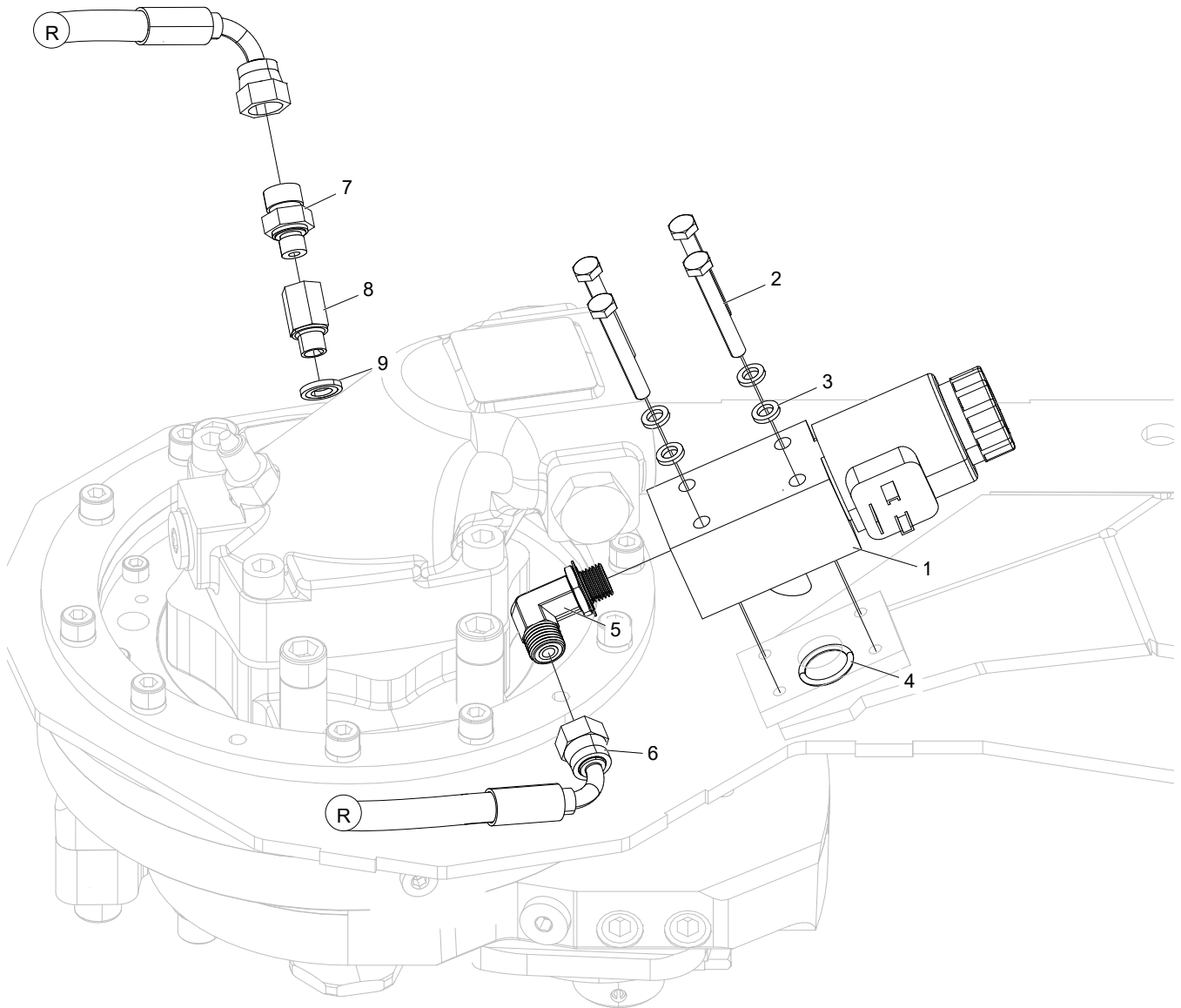
Hydraulic cylinder

Structure 017909				
Pos.	Part no.	Quantity	Description	Specification
1	620105	1	Seal kit	
2	620634-KIT	1	Tie rod kit	



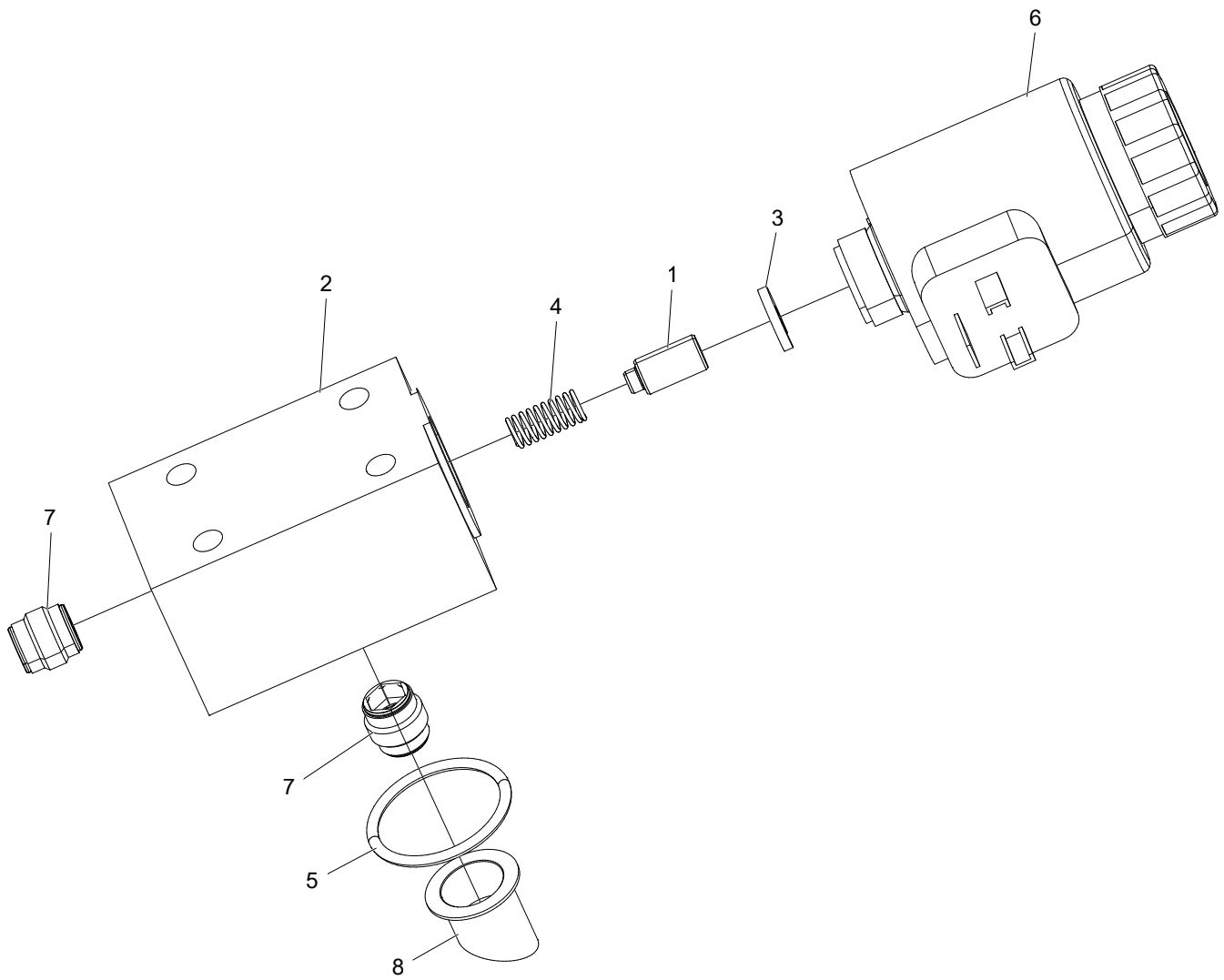
Saw sensors

Structure				
Pos.	Part no.	Quantity	Description	Specification
1	017905	1	Spacer	
2	503065	1	Washer	M6 NL
3	501053	1	Screw	M6x50 12.9
4	017906	1	Spacer	
5		1	See cable list	



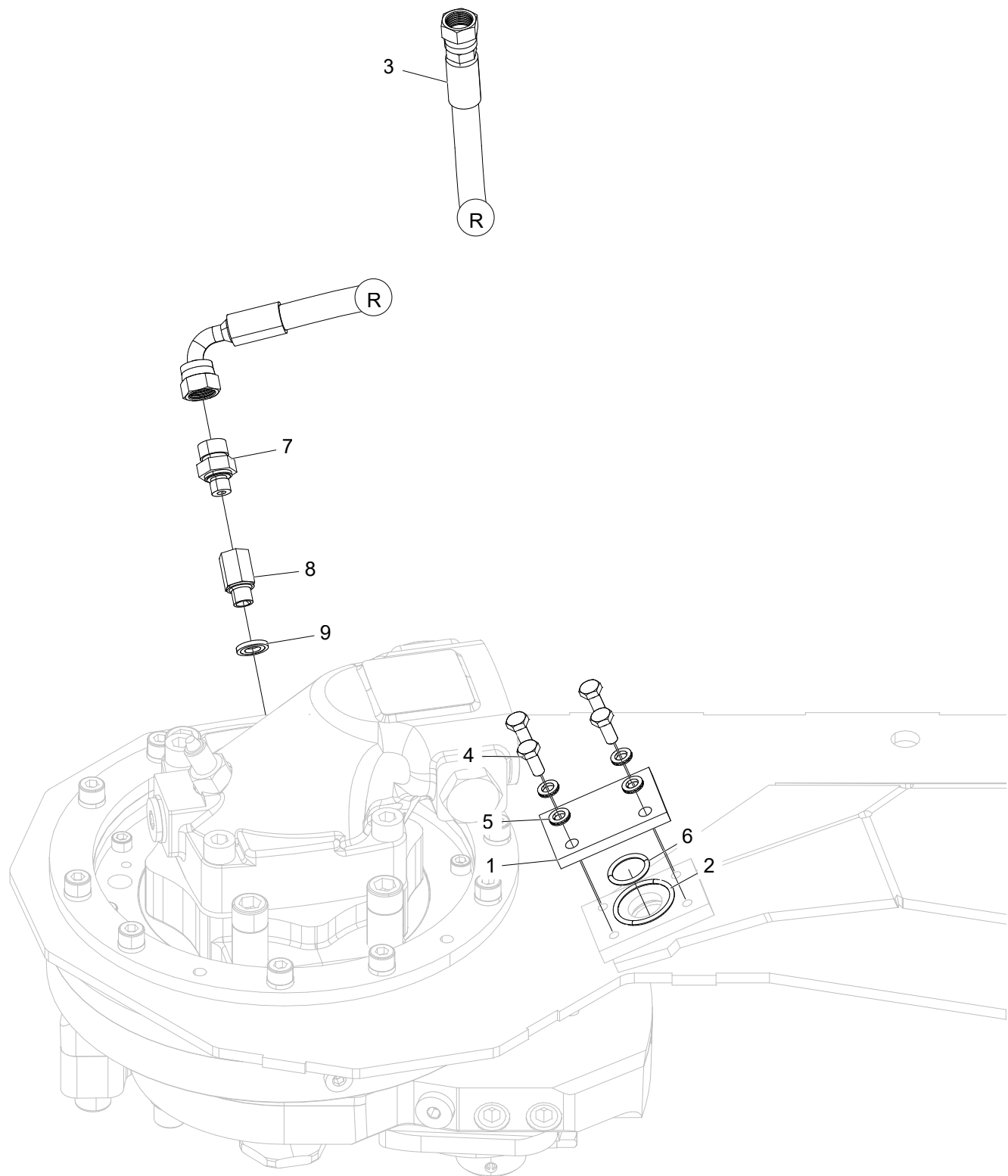
Easy Greasy

Structure 005358				
Pos.	Part no.	Quantity	Description	Specification
1	033027	1	Easy Greasy pump	
2	500029	4	Screw	M6x45 8.8 FZB
3	503065	4	Washer	M6 NL
4	540074	1	O-ring	17,3x2,4
5	601725	1	Adapter	BSP 1/4"-9/16" ORFS
6	644276	1	Grease hose	
7	601749	1	Adapter	BSP 1/8"-9/16" ORFS
8	602083	1	Adapter	1/8"
9	601100	1	Bonded seal	1/8"



Easy Greasy pump

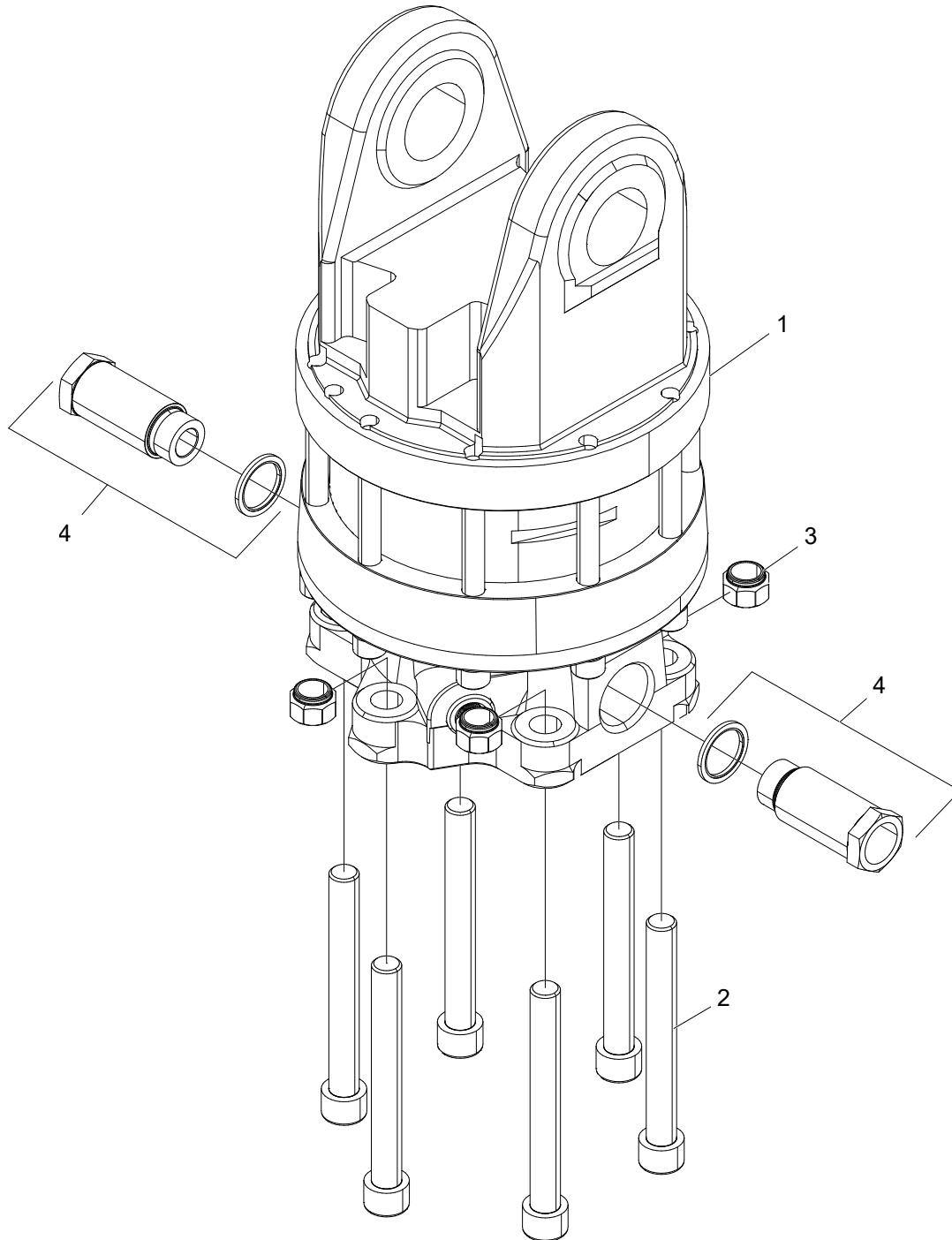
Structure 033027				
Pos.	Part no.	Quantity	Description	Specification
1	010897	1	Piston	
2	016282	1	Pump housing	
3	016426	1	Spacer	
4	526005	1	Spring	
5	543012	1	O-ring	27,6x2,4
6	613062	1	Solenoid	
7	617016	2	Check valve	
8	620302	1	Filter	



Grease lubrication

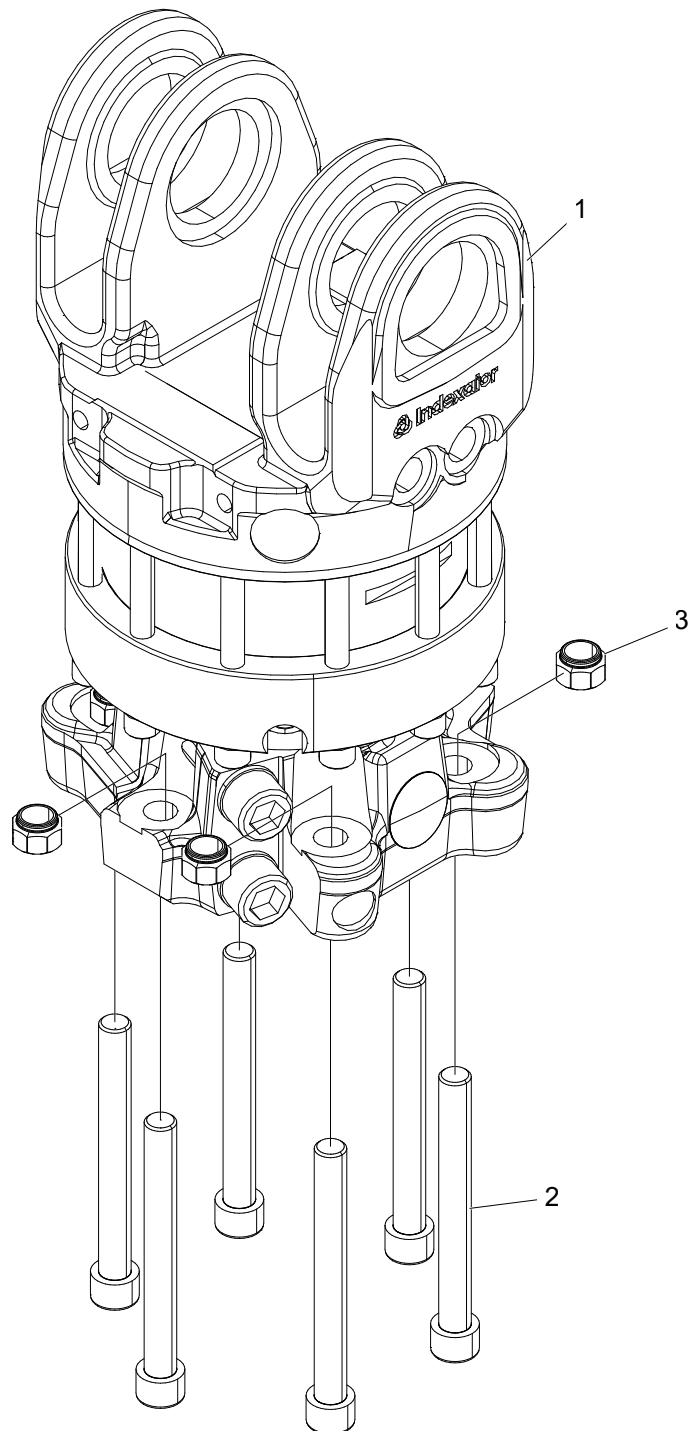
Structure 034569				
Pos.	Part no.	Quantity	Description	Specification
1	016851	1	Cover	
2	543012	1	O-ring	27,6x2,4
3	644306	1	Grease hose	
4	500022	4	Screw	M6x14 8.8 FZB
5	503065	4	Washer	M6 NL
6	540074	1	O-ring	17,3x2,4
7	601749	1	Adapter	BSP 1/8"-9/16" ORFS
8	602083	1	Adapter	1/8"
9	601100	1	Bonded seal	1/8"

Rotators



Rotator AV12S

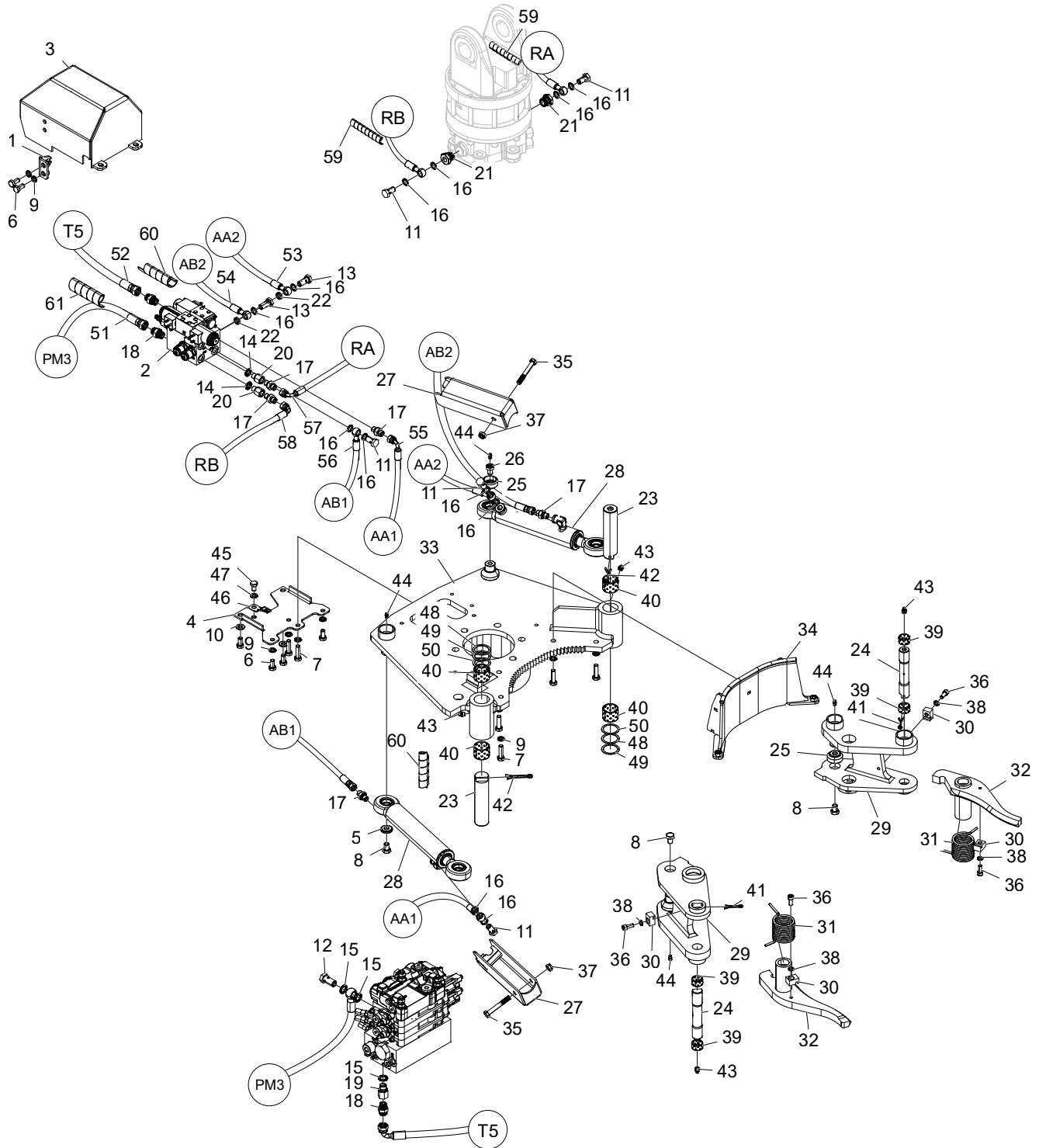
Structure 033014				
Pos.	Part no.	Quantity	Description	Specification
1	618031	1	Rotator	
2	501145	6	Screw	M16x140 12.9
2	505049	6	Screw	M16x220 12.9 (Acc arm)
3	502705	6	Nut	M16
4	618222	1	Adapter kit	3/4" BSP



Rotator H152D

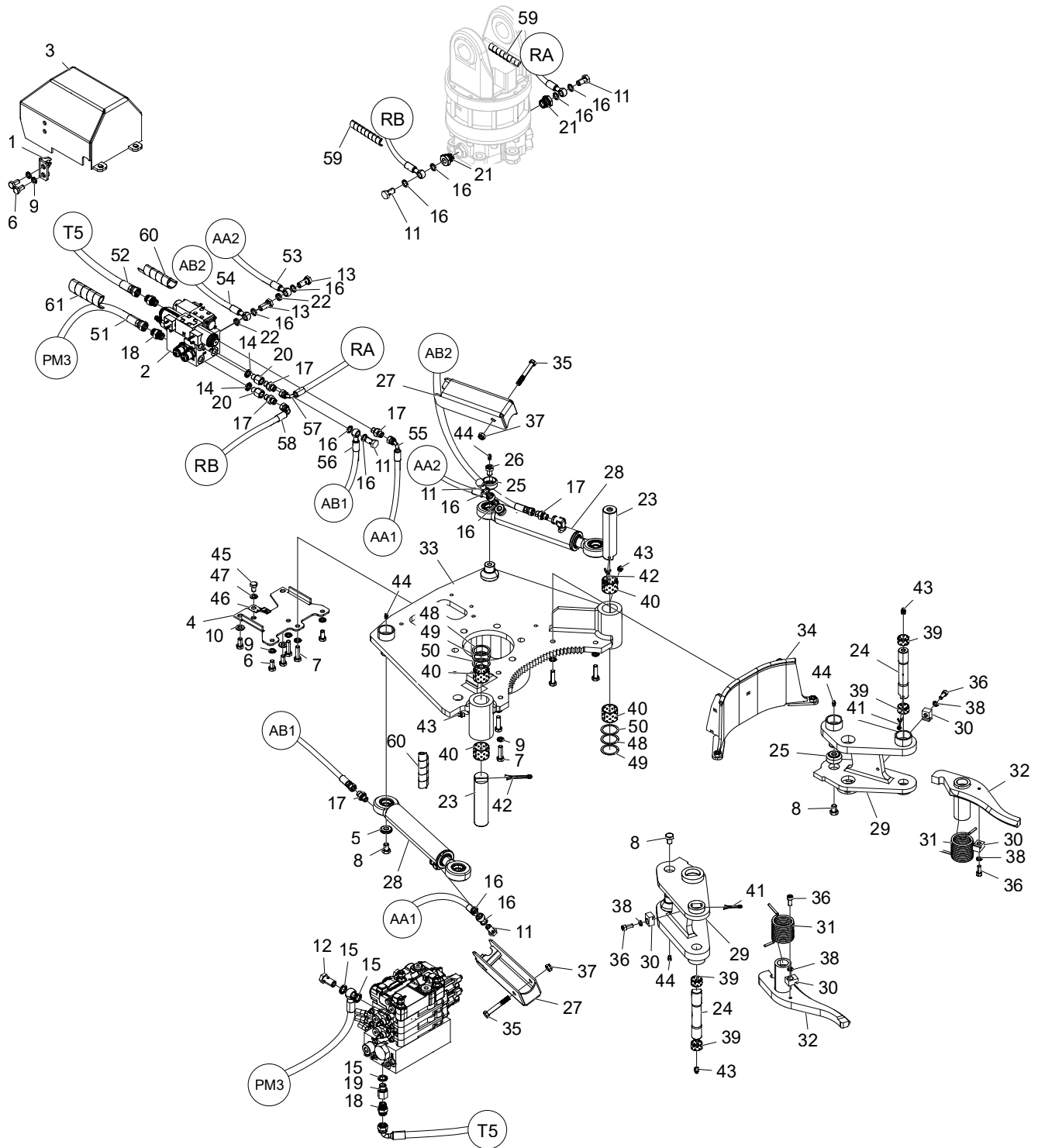
Structure 034629				
Pos.	Part no.	Quantity	Description	Specification
1	618075	1	Rotator	
2	501146	6	Screw	M16x150 12.9
2	501149	6	Screw	M16x240 12.9 (Acc arm)
3	502705	6	Nut	M16 10.9 FZB

Accessories

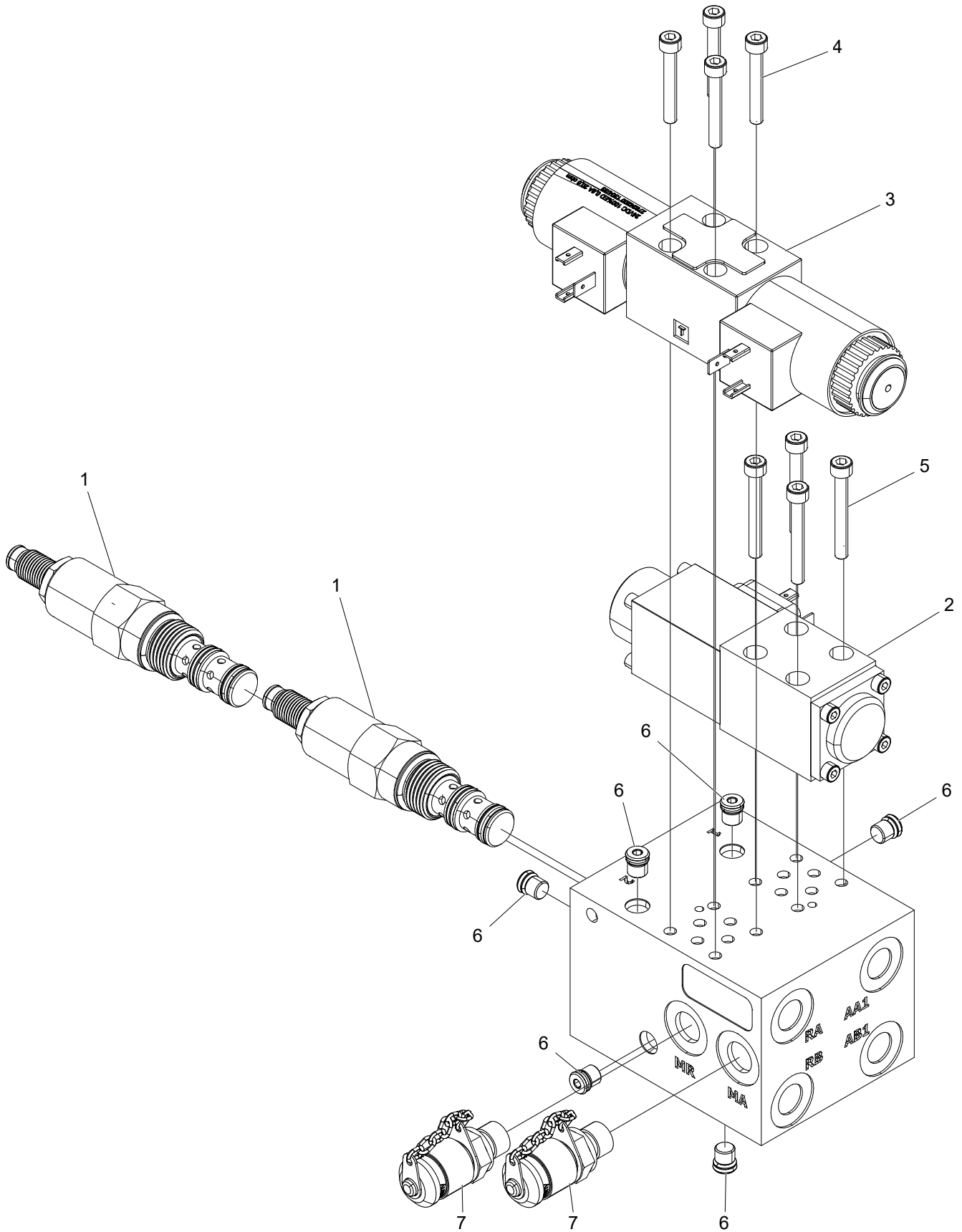


Accumulation unit with rotator control

Structure 034541				
Pos.	Part no.	Quantity	Description	Specification
1	016666	1	Bracket	
2	017464	1	Manifold	
3	017470	1	Cover	
4	017582	1	Bracket	
5	018125	1	Washer	
6	500066	6	Screw	M10x20 8.8 FZB
7	500070	6	Screw	M10x35 8.8 FZB
8	500087	3	Screw	M12x16 8.8 FZB
9	503057	10	Washer	M10 NL
10	503075	2	Washer	M10 NL sp
11	601060	5	Banjo screw	1/4"
12	601061	1	Banjo screw	3/8"
13	601068	2	Banjo screw	1/4"
14	601101	2	Bonded seal	1/4"
15	601102	3	Bonded seal	3/8"
16	601200	12	Copper seal	13x19x1,5
17	601750	5	Adapter	BSP 1/4"-9/16" ORFS
18	601754	3	Adapter	BSP 3/8"-11/16" ORFS
19	602051	1	Adapter	3/8"
20	602055	2	Adapter	1/4"
21	602059	2	Adapter	1/2"-1/4"
22	602114	2	Bonded seal	1/4"
23	010178-1	2	Pin	Ø35x145
24	011087	2	Pin	Ø25x143
25	012447	3	Sleeve	
26	012650	1	Screw	
27	014511	2	Cover	
28	015058	2	Hydraulic cylinder	
29	015075	2	Inner arm	
30	015079	4	Clamp	
31	015081	2	Spring	
32	015560	2	Front arm	
33	015567	1	Bracket	

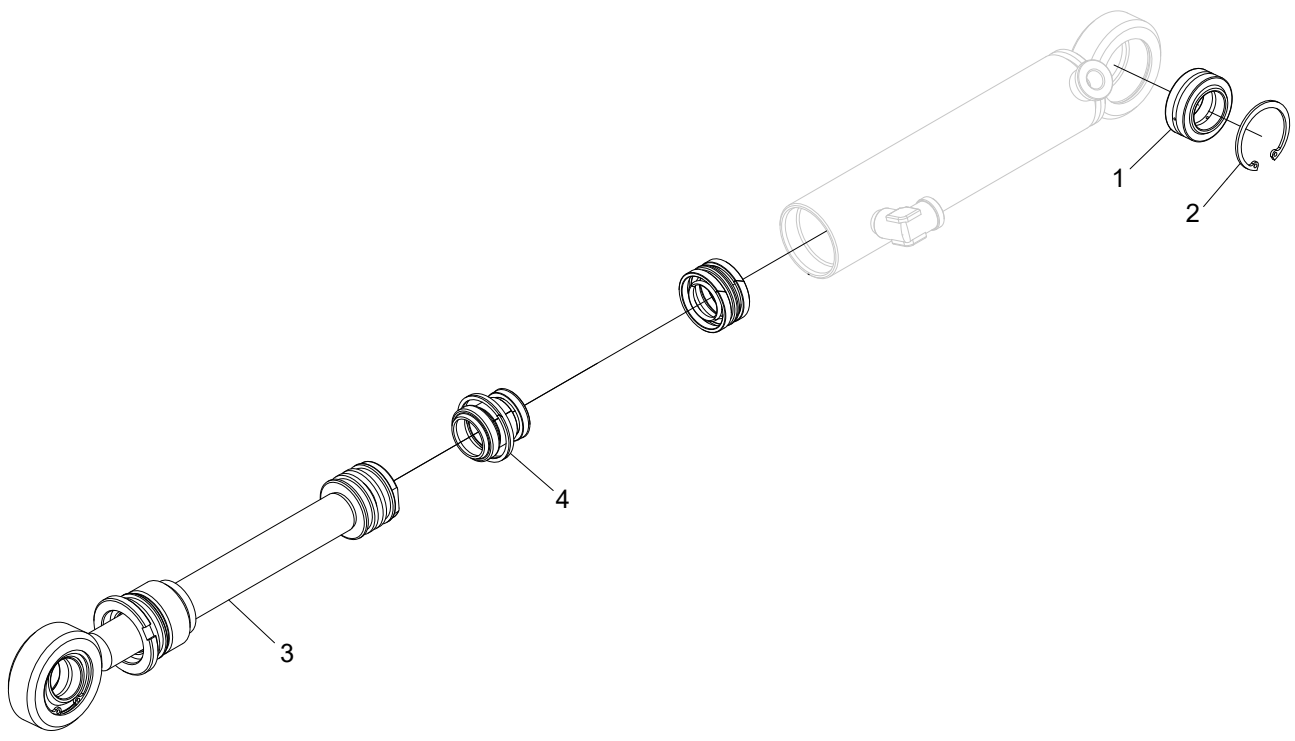


Structure 034541				
Pos.	Part no.	Quantity	Description	Specification
34	017060	1	Support plate	
35	500077	2	Screw	M10x70 8.8
36	501068	4	Screw	M8x20 12.9
37	502055	2	Nut	M10
38	503055	4	Washer	M8 NL
39	512004	4	Bushing	25x15
40	512012	4	Bushing	35x30
41	516001	2	Cotter pin	5x32
42	516002	2	Cotter pin	6,3x50
43	625000	4	Grease nipple	1/8"
44	625004	4	Grease nipple	M6
45	500065	1	Screw	M10x16 8.8 FZB
46	402098	1	Clamp	
47	503007	1	Washer	10x18x2,0 FZB
48	507001	2	Shim	36x45x1,0
49	507002	2	Shim	36x45x0,5
50	507003	2	Shim	36x45x0,3
51	644273	1	Hydraulic hose	
52	644274	1	Hydraulic hose	
53	644307	1	Hydraulic hose	
54	644308	1	Hydraulic hose	
55	644309	1	Hydraulic hose	
56	644310	1	Hydraulic hose	
57	644311	1	Hydraulic hose	
58	644312	1	Hydraulic hose	
59	615055	2	Hose cover	1/2"
60	615049	2	Hose cover	3/4"
61	615050	1	Hose cover	1"



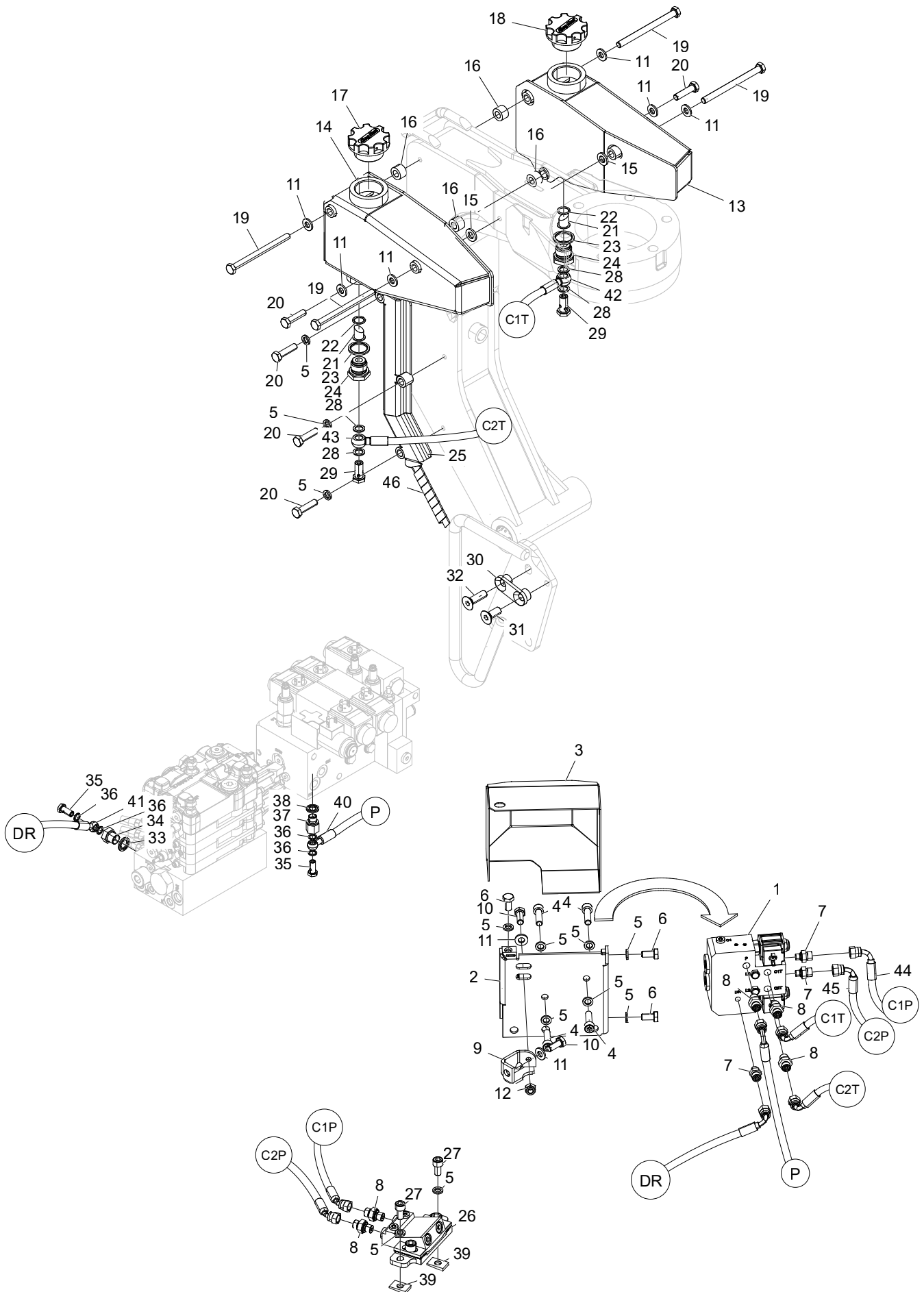
Manifold

Structure 017464				
Pos.	Part no.	Quantity	Description	Specification
1	619016	2	Pressure reducer valve	
2	011271	1	Directional valve	
3	612031	1	Directional valve	
4	501032	4	Screw	M5x35 12.9
5	501033	4	Screw	M5x40 12.9
6	601020	6	Plug	15/16"
7	601261	2	Test point	1/4"



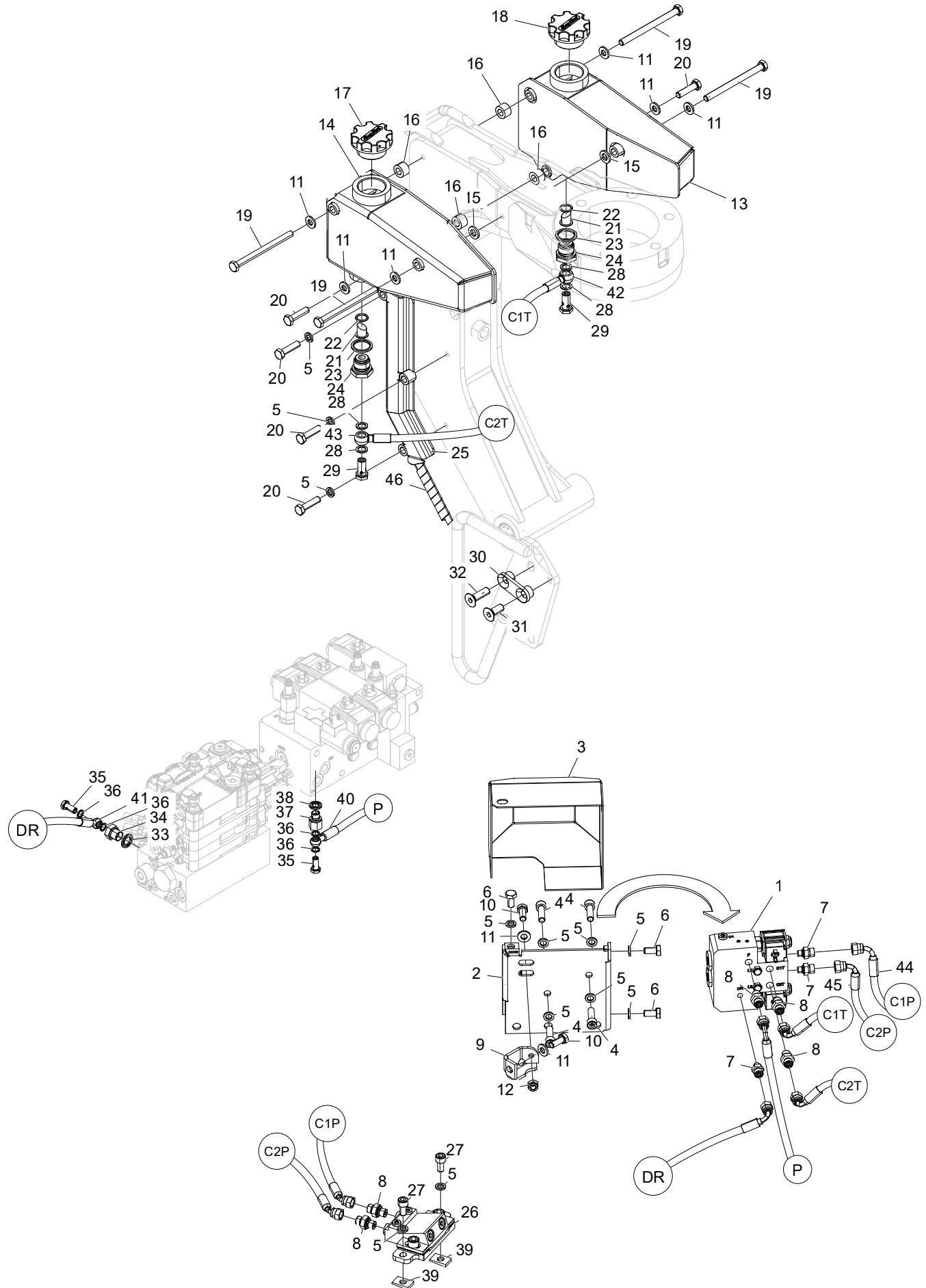
Hydraulic cylinder

Structure 015058				
Pos.	Part no.	Quantity	Description	Specification
1	510006	1	Spherical bushing	
2	517236	1	Circlip	
3	015114-KIT	1	Rod kit	
4	620086	1	Seal kit	

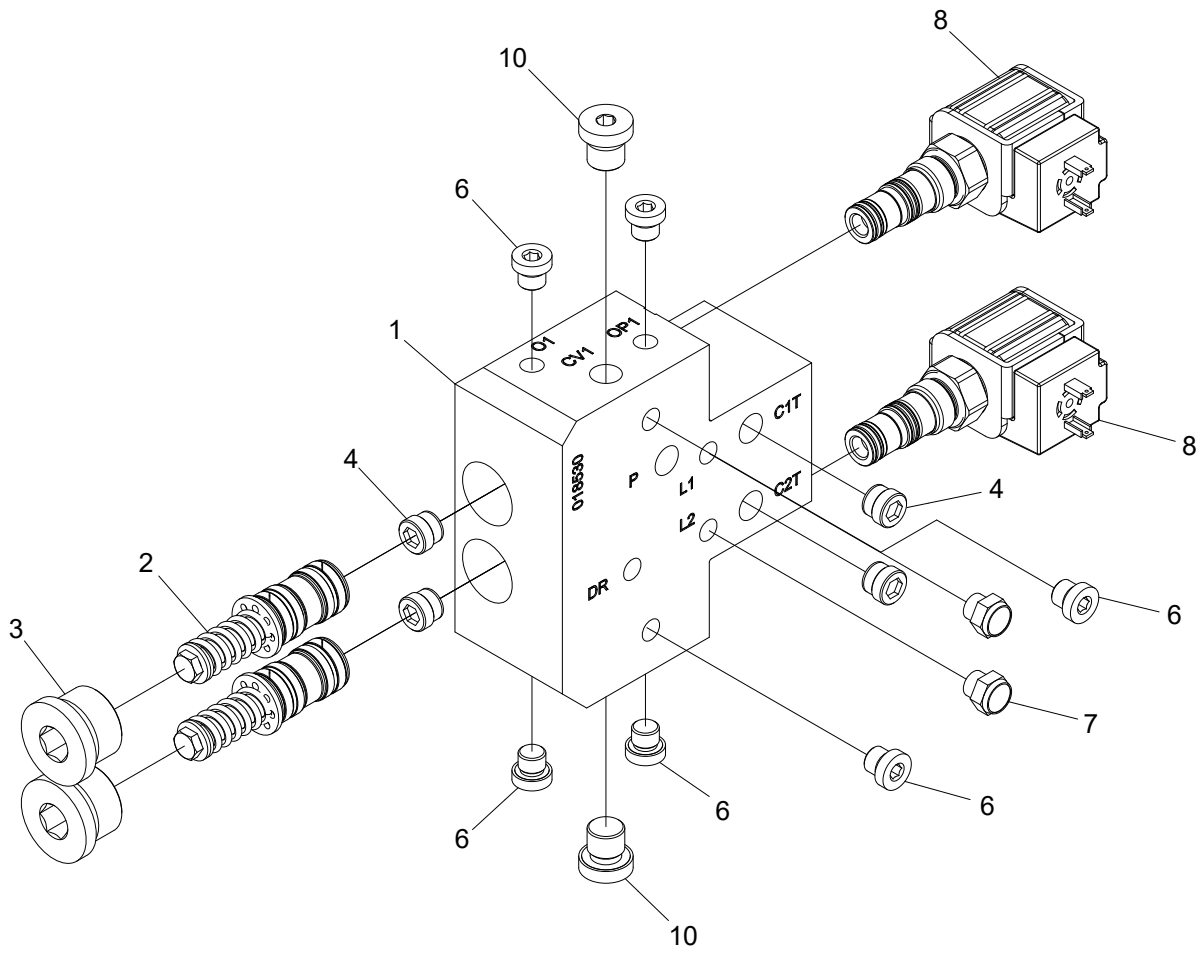


Color marking

Structure 034538				
Pos.	Part no.	Quantity	Description	Specification
1	018531	1	Color pump	
2	018335	1	Bracket	
3	017734	1	Cover	
4	501091	4	Screw	M10x35
5	503057	12	Washer	M10 NL
6	500066	3	Screw	M10x20 8.8 FZB
7	601749	3	Adapter	BSP 1/8"-9/16" ORFS
8	601750	5	Adapter	BSP 1/4"-9/16" ORFS
9	012986	1	Bracket	
10	500068	2	Screw	M10x25 8.8 FZB
11	503075	8	Washer	M10 NL sp
12	502055	1	Nut	M10
13	015748	1	Left color tank	
14	015749	1	Right color tank	
15	014117	2	Spacer	
16	014117-14	4	Spacer	
17	017327	1	Filling cap, blue	
18	017326	1	Filling cap, red	
19	500084	4	Screw	M10x130 8.8 FZB
20	500071	5	Screw	M10x40 8.8 FZB
21	620302	2	Filter	
22	543048	2	O-ring	16,3x2,4
23	601104	2	Bonded seal	3/4"
24	015941	2	Adapter	3/4"-1/4"
25	014055	1	Hose cover	1/4"
26	609074	1	Color marking manifold	
27	501087	2	Screw	M10x20 12.9
28	601200	4	Copper seal	12x19x1,5
29	601704	2	Banjo screw	1/4"
30	014482	1	Hose clamp	
31	504066	1	Screw	M12x30 10.9
32	504068	1	Screw	M12x40 10.9
33	601102	1	Bonded seal	3/8"

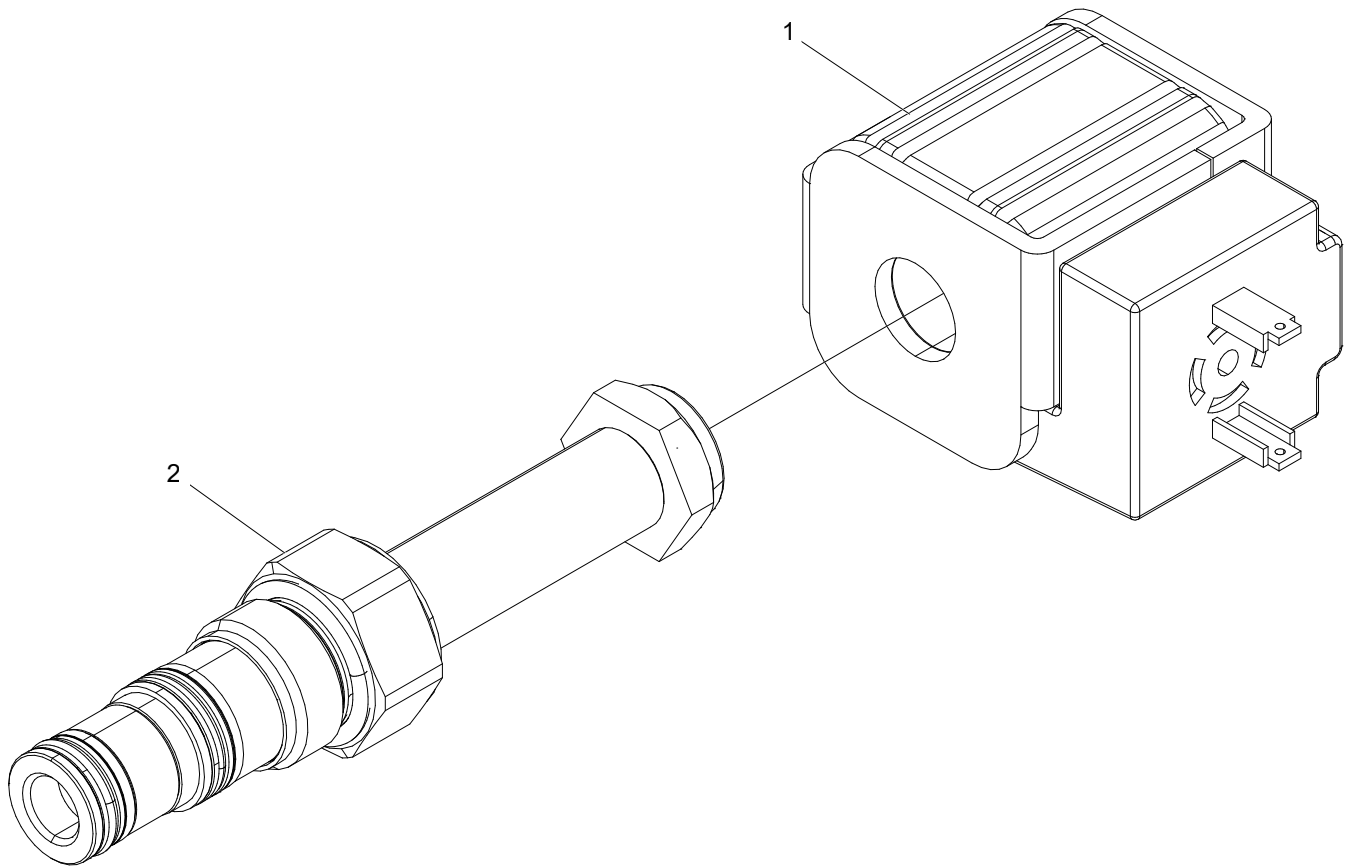


Structure 034538				
Pos.	Part no.	Quantity	Description	Specification
34	602074	1	Adapter	3/8"-1/8"
35	601701	2	Banjo screw	1/8"
36	601203	4	Copper seal	10x14x1
37	602086	1	Adapter	1/4"-1/8"
38	601101	1	Bonded seal	3/8"
39	016295	2	Wedge	
40	644319	1	Hydraulic hose	
41	644320	1	Hydraulic hose	
42	644321	1	Hydraulic hose	
43	644322	1	Hydraulic hose	
44	644323	1	Hydraulic hose	
45	644324	1	Hydraulic hose	
46	615055	1	Hose cover	1/2"



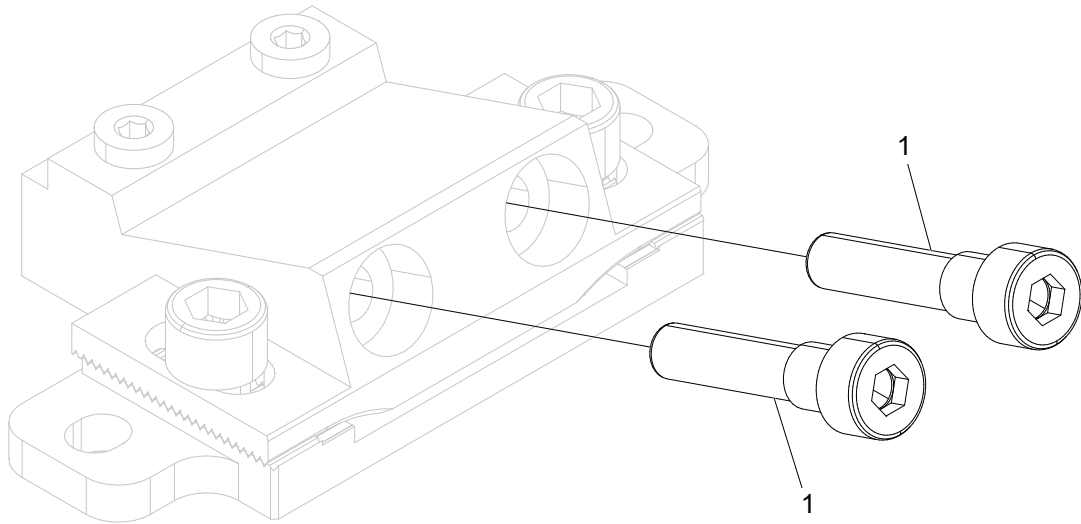
Color pump

Structure 018531				
Pos.	Part no.	Quantity	Description	Specification
1	018530	1	Pump housing	
2	018331	2	Piston	
3	601004	2	Hex plug	3/4"
4	617024	4	Check valve	
5	613014	2	Orifice	M6x1,0
6	601000	6	Hex plug	1/8"
7	602317	2	Filter plug	1/8"
8	612097	2	Directional valve	
9	617049	2	Check valve	
10	601001	2	Hex plug	1/4"



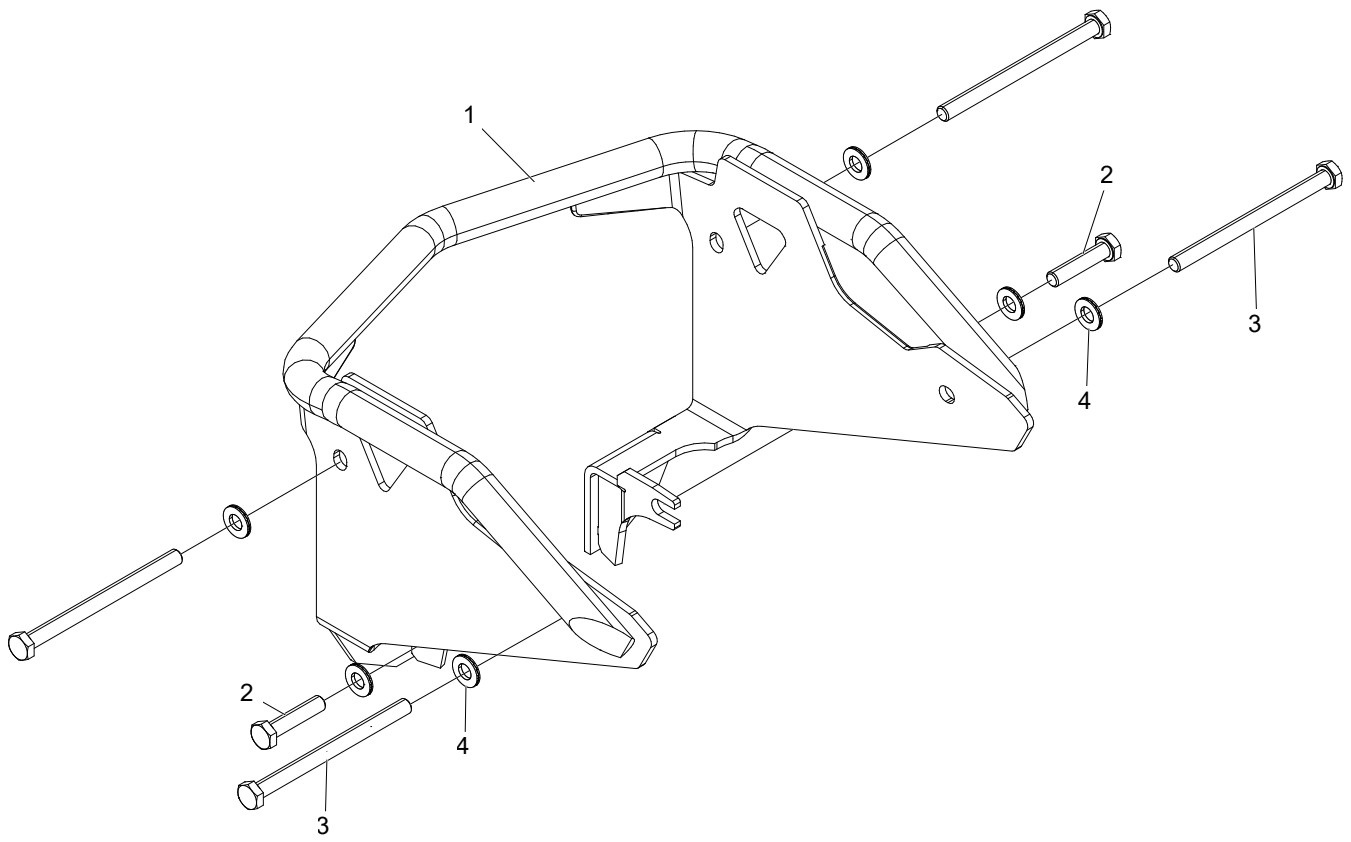
Direction valve

Structure 612097				
Pos.	Part no.	Quantity	Description	Specification
1	612094	1	Solenoid	
2	612106	1	Direction valve	
	554093	1	Seal kit	



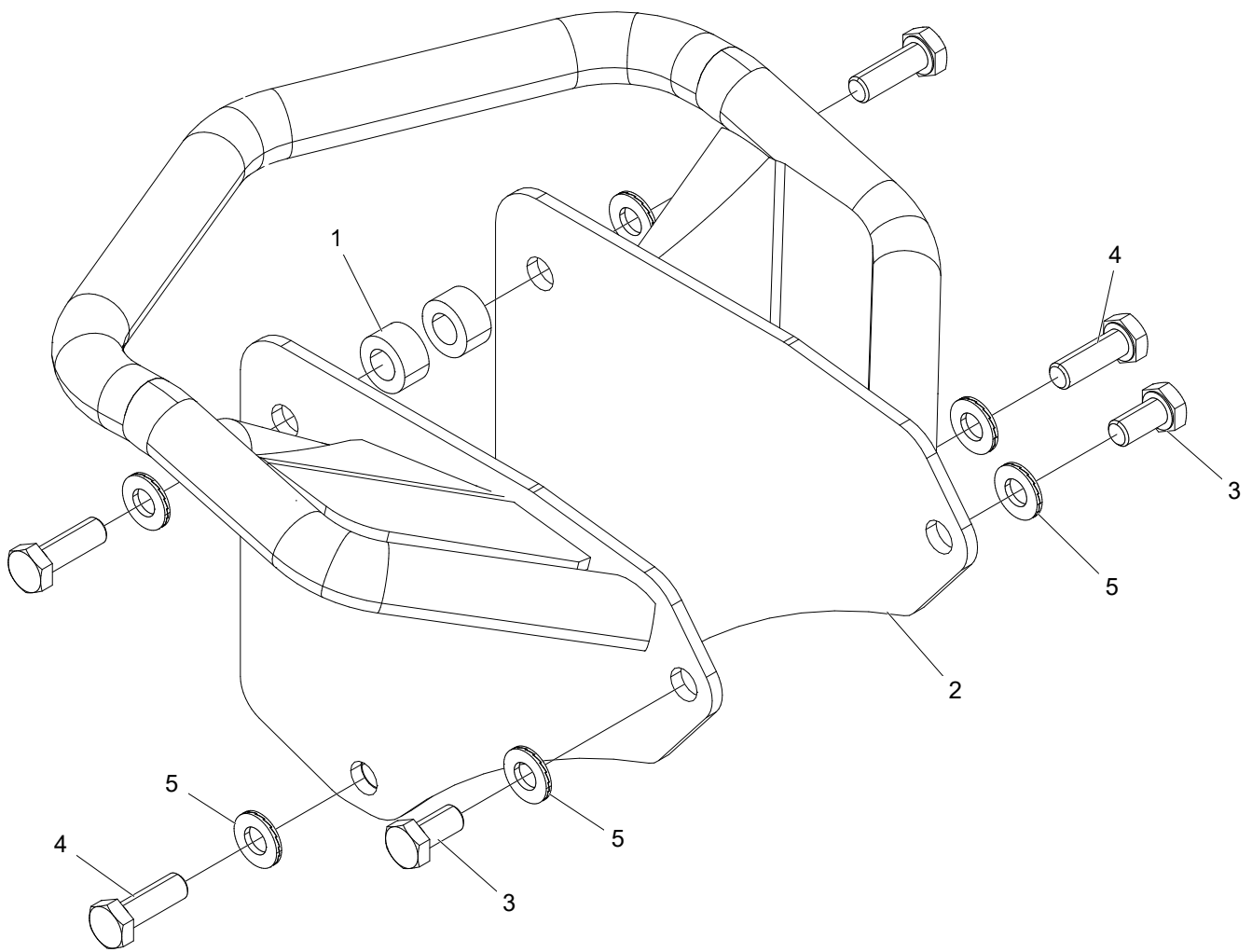
Color marking manifold

Structure 609074				
Pos.	Part no.	Quantity	Description	Specification
1	609076	2	Nozzle	



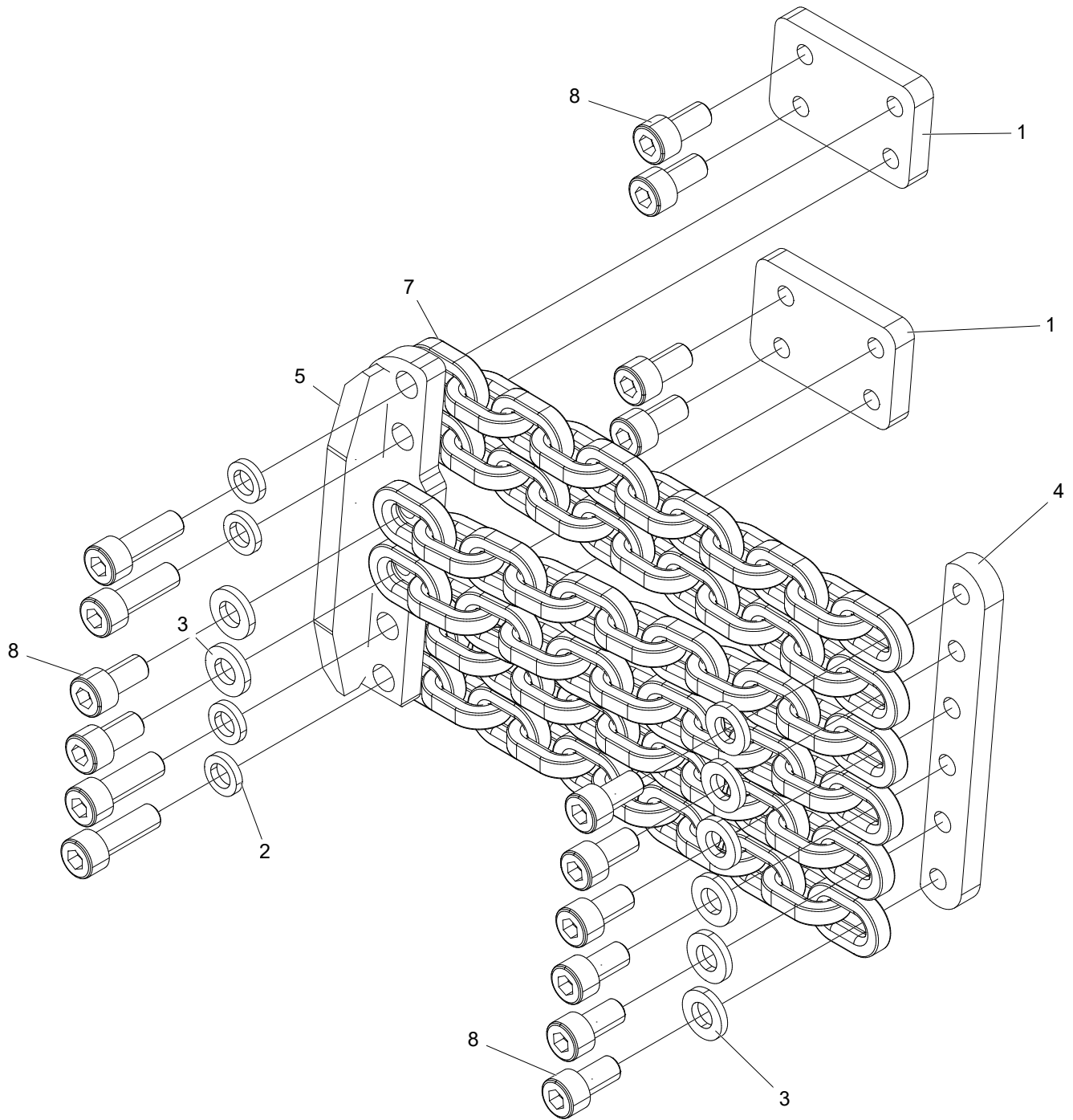
Protective bar for color marking

Structure 034535				
Pos.	Part no.	Quantity	Description	Specification
1	017740	1	Protective bar	
2	500072	2	Screw	M10x45 8.8 FZB
3	500084	4	Screw	M10x130 8.8 FZB
4	503075	6	Washer	M10 NL sp



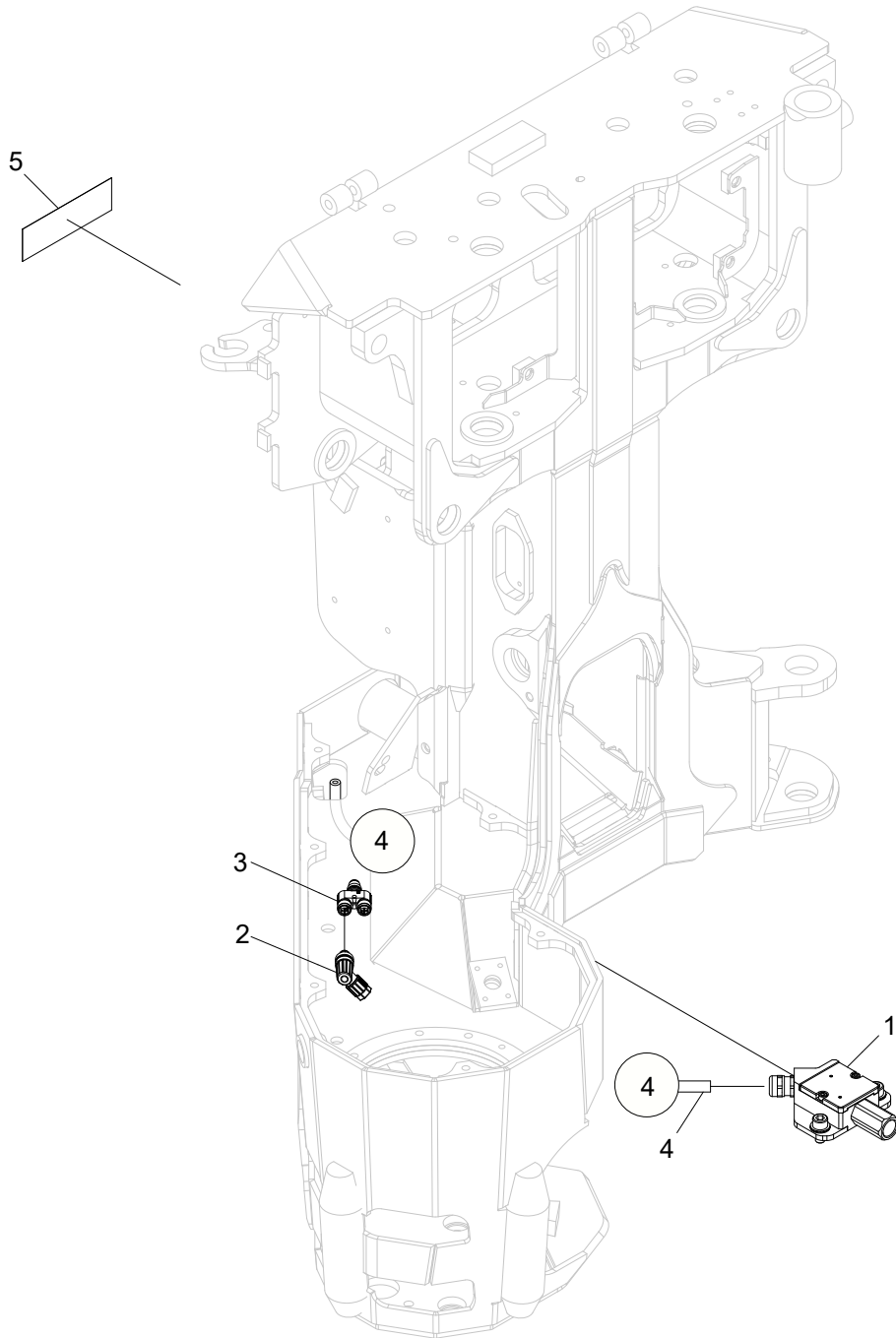
Protective bar

Structure 034534				
Pos.	Part no.	Quantity	Description	Specification
1	014117-12	4	Spacer	
2	017753	1	Protetctive bar	
3	500066	2	Screw	M10x20 8.8 FZB
4	500069	4	Screw	M10x30 8.8 FZB
5	503075	6	Washer	M10 NL sp



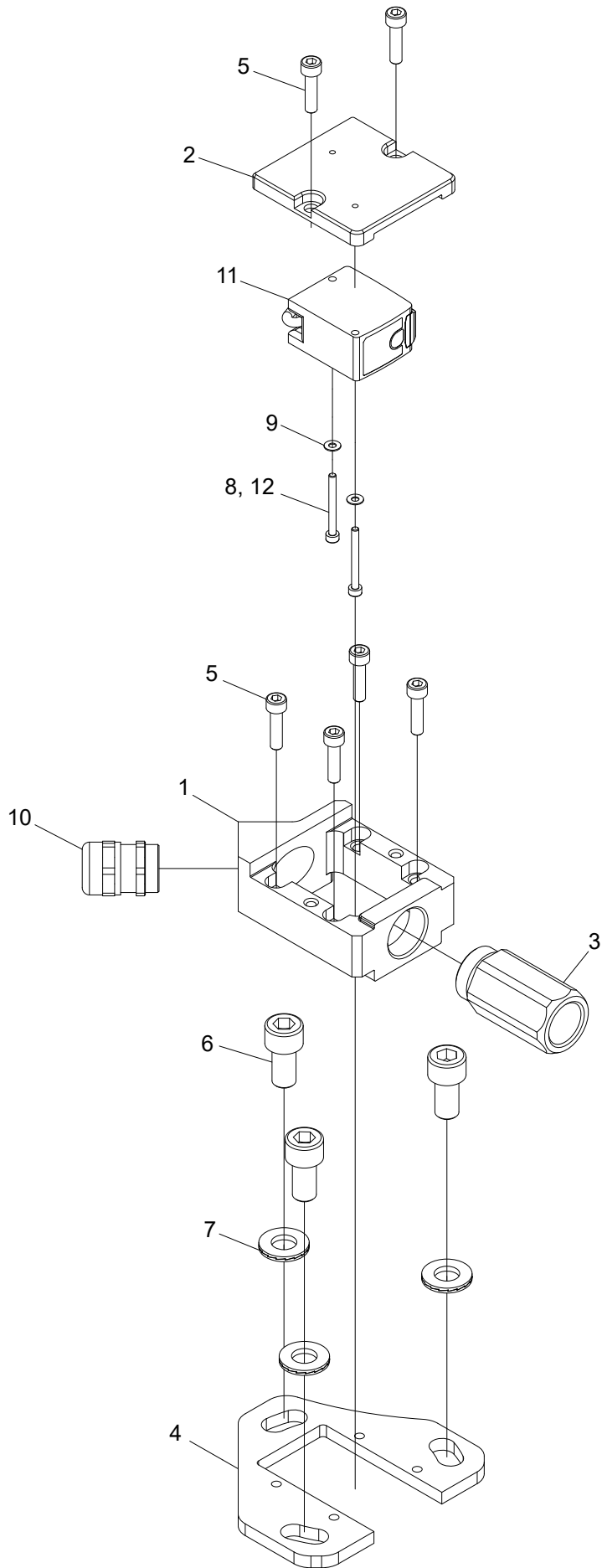
Saw dust cover

Structure 018056				
Pos.	Part no.	Quantity	Description	Specification
1	018055	2	Inner plate	
2	503055	4	Washer	M8 NL
3	503074	8	Washer	M8 NL sp
4	016776	1	Outer plate	
5	018054	1	Inner strip	
6	501070	4	Screw	M8x25 12.9
7	523002	6	Chain	
8	501067	12	Screw	M8x16 12.9



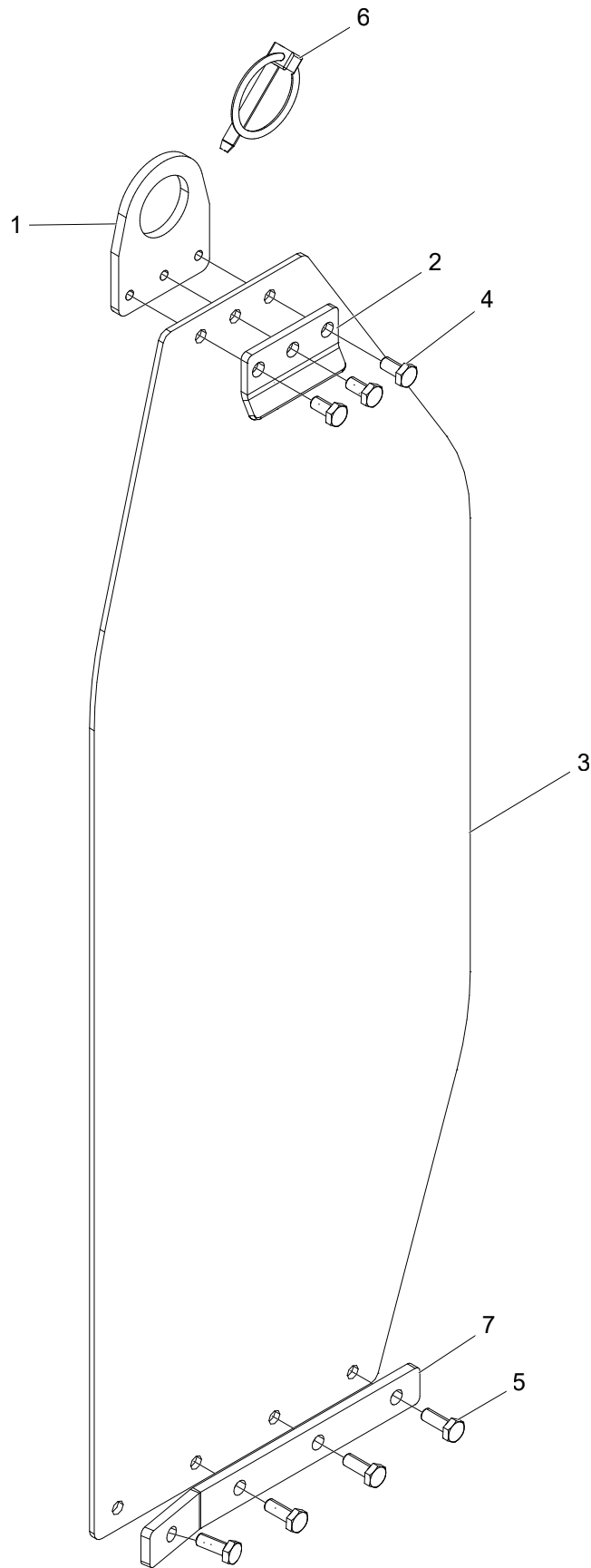
Find End kit

Structure 034585				
Pos.	Part no.	Quantity	Description	Specification
1	018676	1	Find End	
2	402315	1	Cable housing	
3	402314	1	Y-connector	
4	644298	1	Protective hose	
5	519192	1	Decal	



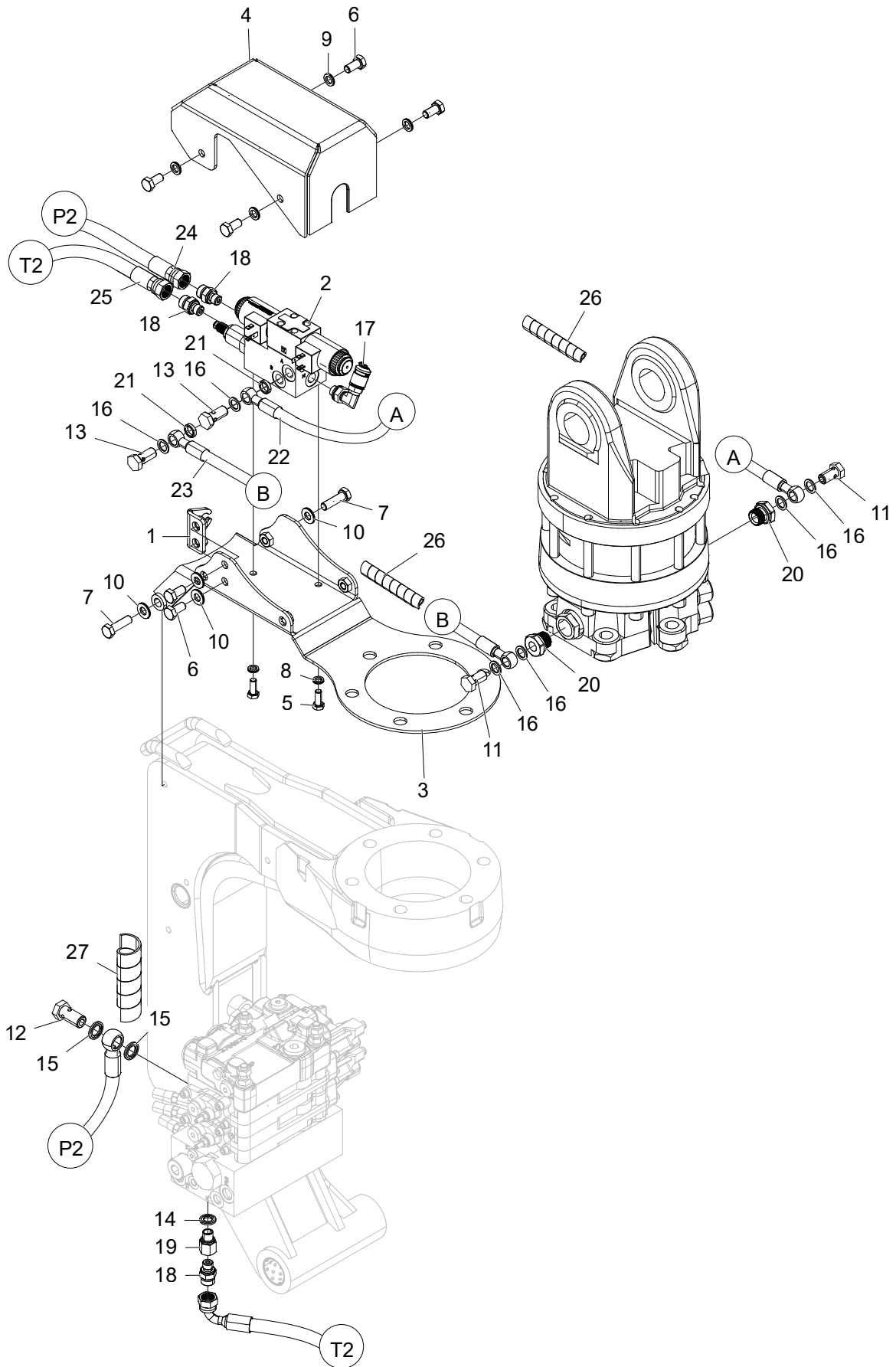
Find End

Structure 018676				
Pos.	Part no.	Quantity	Description	Specification
1	018670	1	Housing	
2	018671	1	Cover	
3	018679	1	Cover	
4	018673	1	Bracket	
5	501029	6	Screw	M5x20 12.9
6	501087	3	Screw	M10x20 12.9
7	503075	3	Washer	NL10 sp
8	501004	2	Screw	M3x30 12.9
9	503001	2	Washer	3,2x7x0,5 FZB
10	401152	1	Bulkhead	M20x1,5
11	401320	1	Laser sensor	
12	522104		Loctite	243



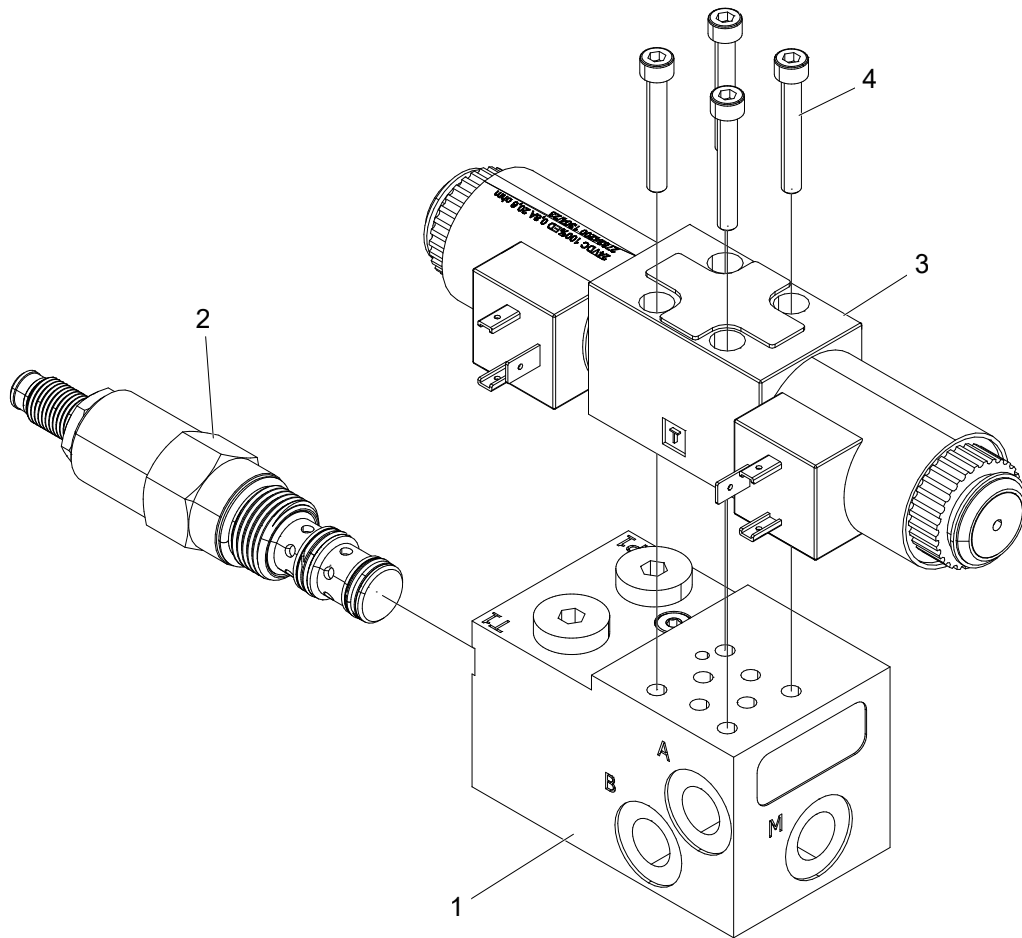
Rubber cover

Structure 034550				
Pos.	Part no.	Quantity	Description	Specification
1	013133	1	Bracket	
2	013134	1	Bracket	
3	014059	1	Rubber blanket	
4	500021	3	Screw	M6x12 8.8 FZB
5	500023	4	Screw	M6x16 8.8 FZB
6	521003	1	Ring pin	Ø6x45
7	018401	1	Bracket	



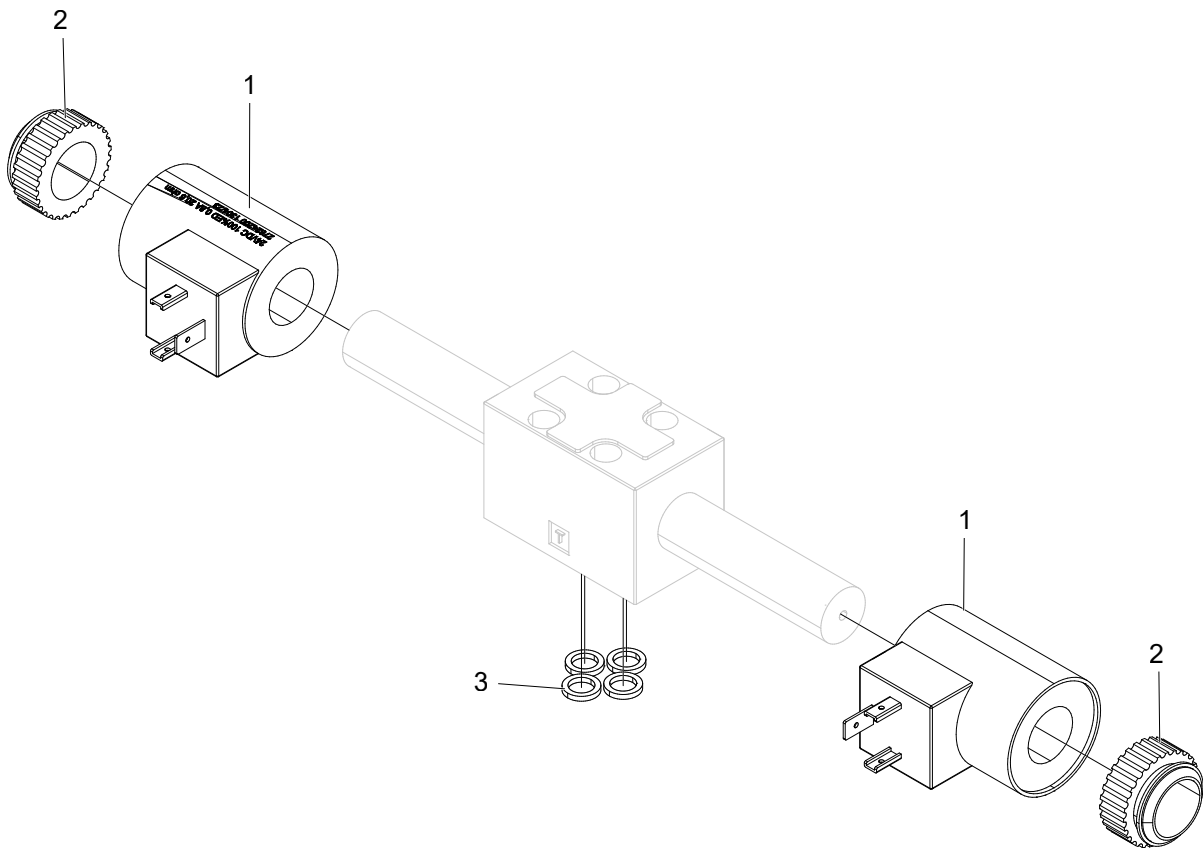
Rotator control

Structure 034542				
Pos.	Part no.	Quantity	Description	Specification
1	016666	1	Bracket	
2	017604	1	Manifold	
3	017880	1	Bracket	
4	017881	1	Cover	
5	500043	2	Screw	M8x20 8.8 FZB
6	500066	6	Screw	M10x20 8.8 FZB
7	500070	2	Screw	M10x35 8.8 FZB
8	503055	2	Washer	M8 NL
9	503057	4	Washer	M10 NL
10	503075	4	Washer	M10 NL sp
11	601060	2	Banjo screw	1/4"
12	601061	1	Banjo screw	3/8"
13	601068	2	Banjo screw	1/4"
14	601101	1	Bonded seal	1/4"
15	601102	2	Bonded seal	3/8"
16	601200	6	Copper seal	13x19x1.5
17	601263	1	Test point	1/4"
18	601752	3	Adapter	BSP 1/4"-11/16" ORFS
19	602055	1	Adapter	1/4"-1/4"
20	602059	2	Adapter	1/2"-1/4"
21	602114	2	Seal ring	1/4"
22	644271	1	Hydraulic hose	
23	644272	1	Hydraulic hose	
24	644273	1	Hydraulic hose	
25	644274	1	Hydraulic hose	
26	615055	0,7 m	Hose cover	1/2"
27	615050	3 m	Hose cover	1"



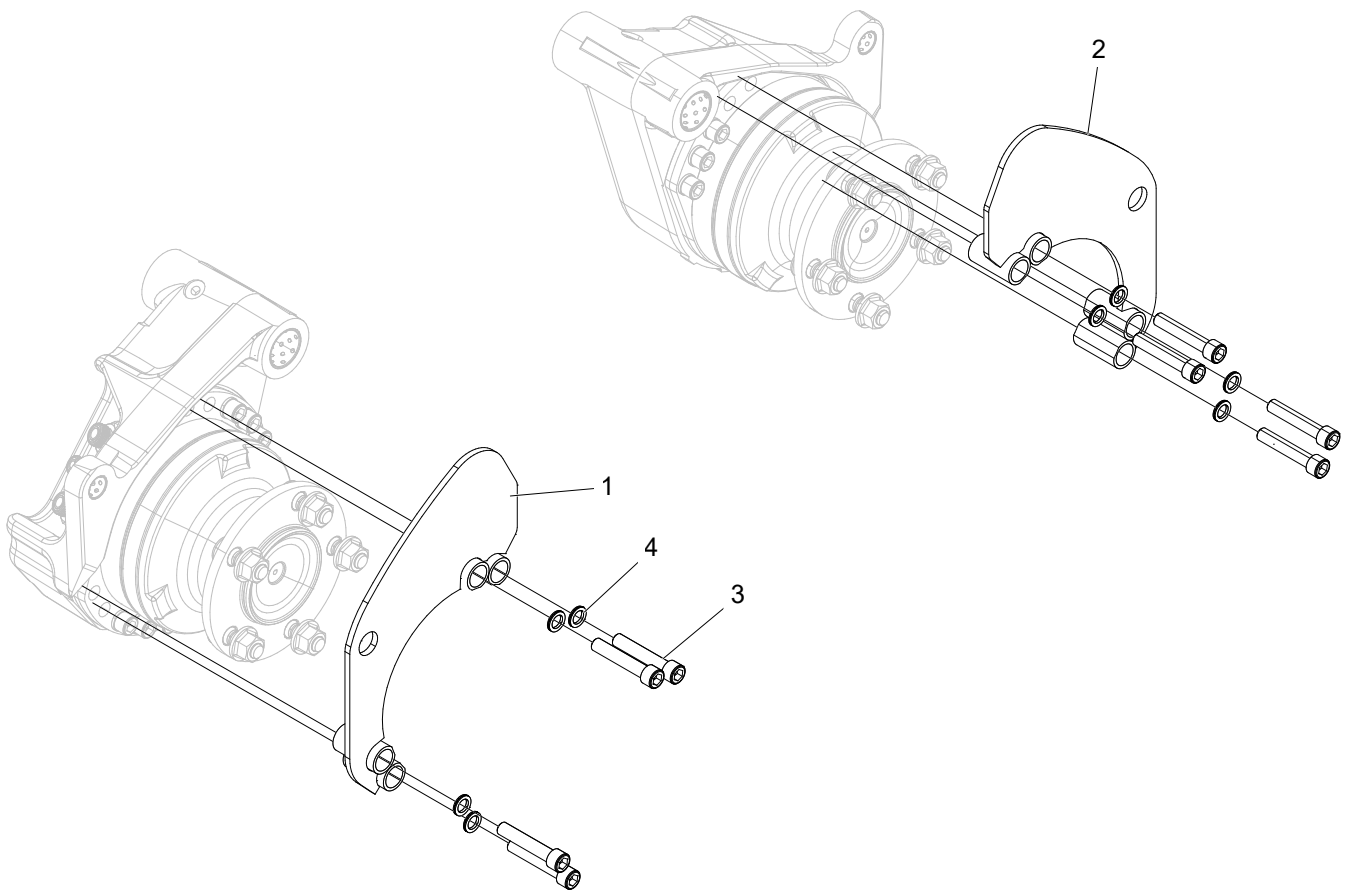
Manifold

Structure 017604				
Pos.	Part no.	Quantity	Description	Specification
1	612044	1	Manifold	
2	619016	1	Pressure reducer	
3	612031	1	Directional valve	
4	501032	4	Screw	M5x35 12.9



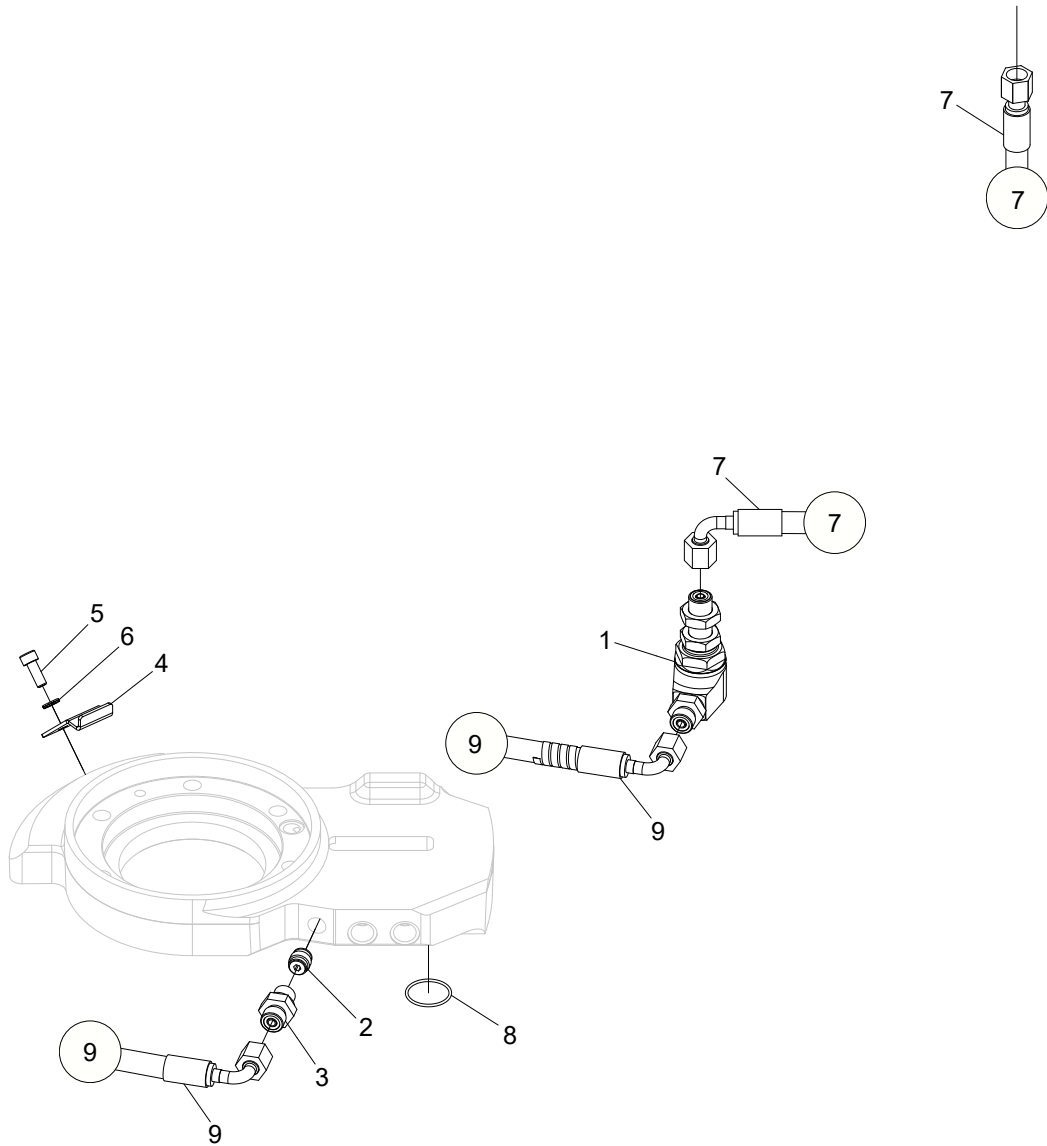
Directional valve

Structure 612031				
Pos.	Part no.	Quantity	Description	Specification
1	613076	2	Solenoid	
2	613105	2	Plastic nut	
3	540037	4	O-ring	7.65x1.68



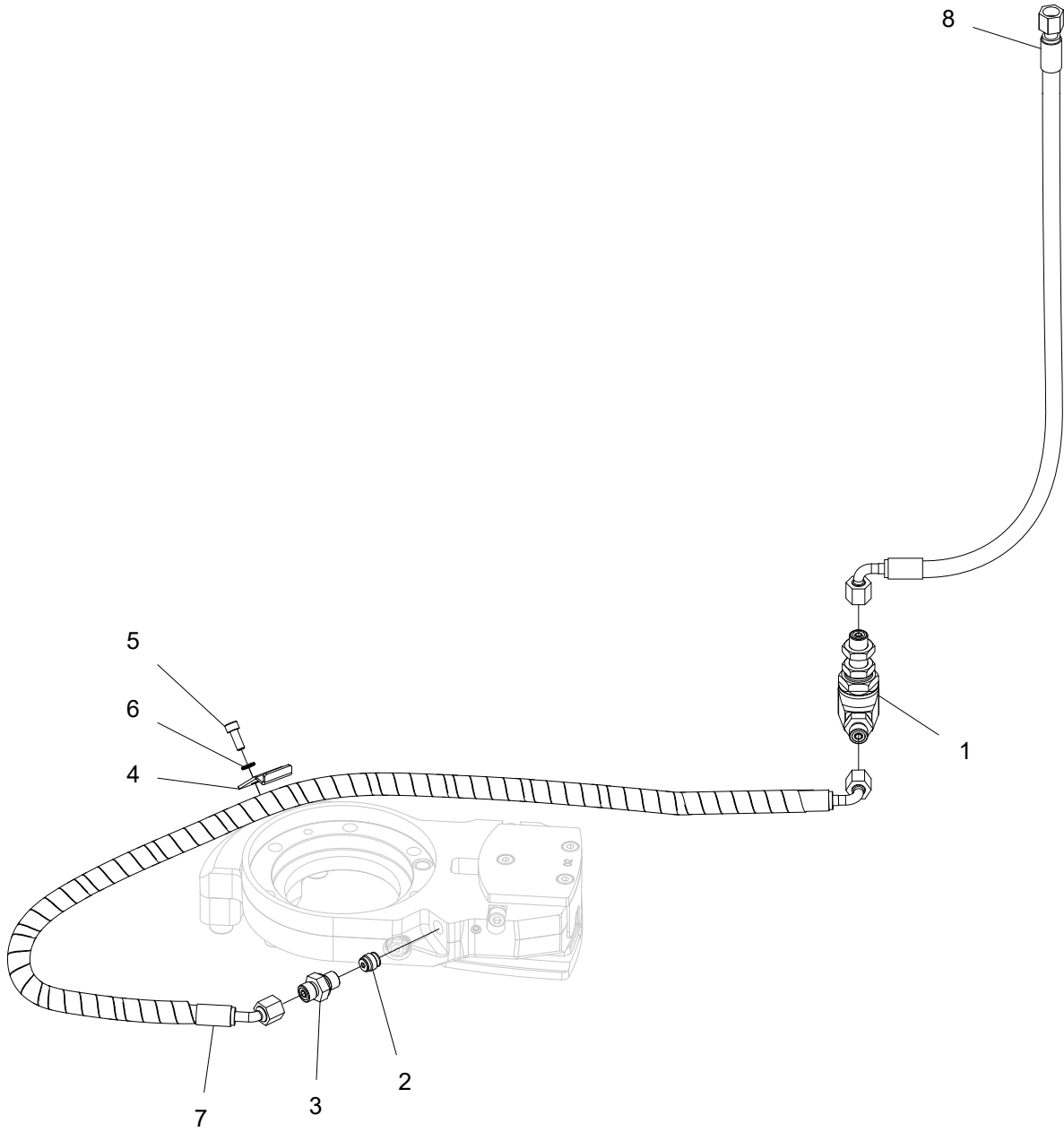
Heavy duty kit

Structure 034576				
Pos.	Part no.	Quantity	Description	Specification
1	016588	1	Cover	
2	016589	1	Cover	
3	500098	8	Screw	M12x65 12.9
4	503060	8	Washer	M12 NL



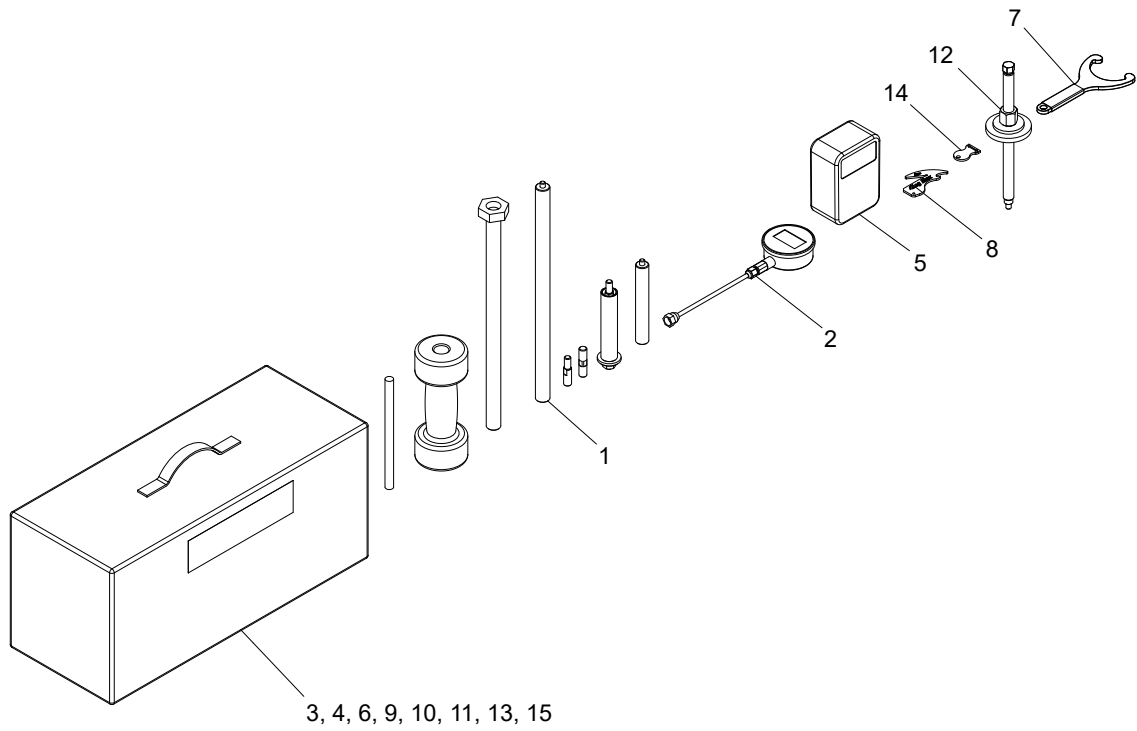
Stump treatment saw 218

Structure 034561				
Pos.	Part no.	Quantity	Description	Specification
1	018524	1	Svivel	9/16"
2	617048	1	Check valve	1/4"
3	601750	1	Adapter	BSP 1/4" - 9/16" ORFS
4	018525	1	Bracket	
5	501045	1	Screw	M6x16 12.9
6	503065	1	Washer	NL6
7	644269	1	Hydraulic hose	
8	540018	1	O-ring	25,1x1,6
9	644326	1	Hydraulic hose	



Stump treatment saw 318

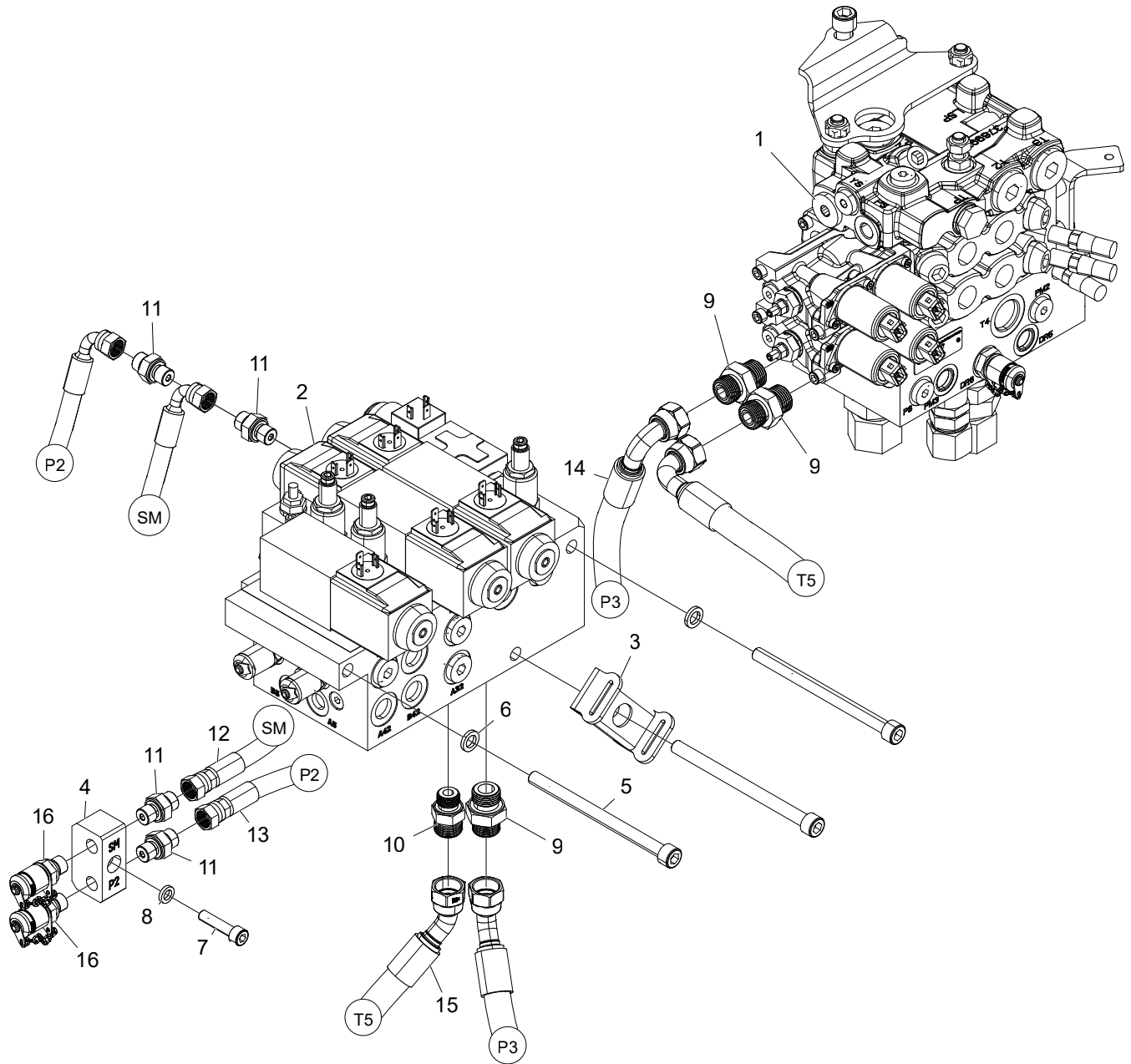
Structure 034562				
Pos.	Part no.	Quantity	Description	Specification
1	018524	1	Svivel	ORFS 9/16"
2	617048	1	Check valve	1/4"
3	601750	1	Adapter	BSP 1/4" - 9/16" ORFS
4	018525	1	Bracket	
5	501045	1	Screw	M6x16 12.9
6	503065	1	Washer	NL6
7	644327	1	Hydraulic hose	
8	644269	1	Hydraulic hose	



Tool kit

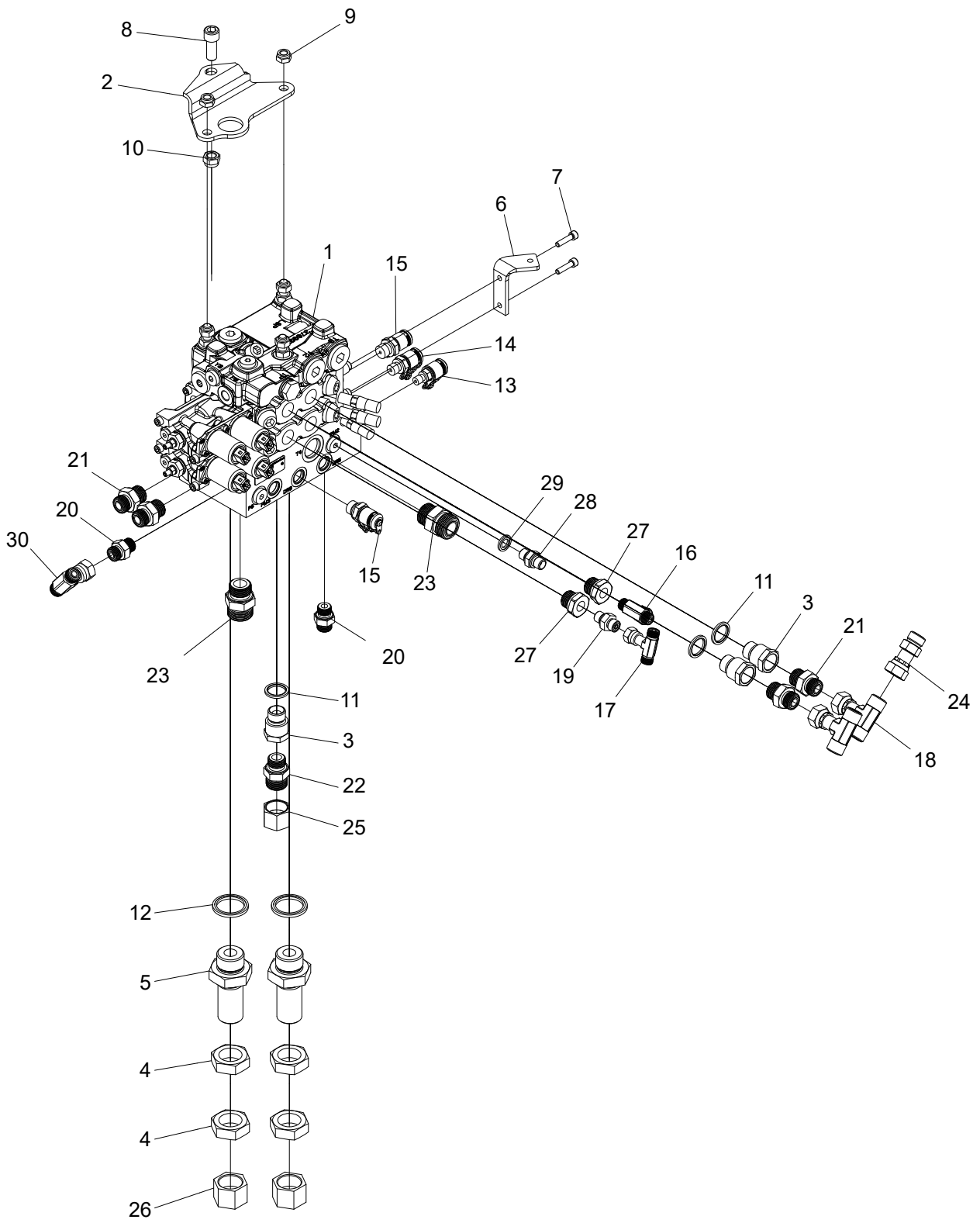
Structure 032308				
Pos.	Part no.	Quantity	Description	Specification
1	041060	1	Tool	
2	623053	1	Manometer	
3	522505	1	First aid kit	
4	522227	1	Allen key	
5	402804	1	Multimeter	
6	033801	1	User manual	
7	016537	1	Tool	
8	015662	1	Edge template	
9	522715	1	Box	
10	522716	1	Box	
11	519190	2	Decal	
12	016523	1	Tool	
14	10000394	1	Safety vest	
15	522506-LXL	1	Tool	

Hydraulic system



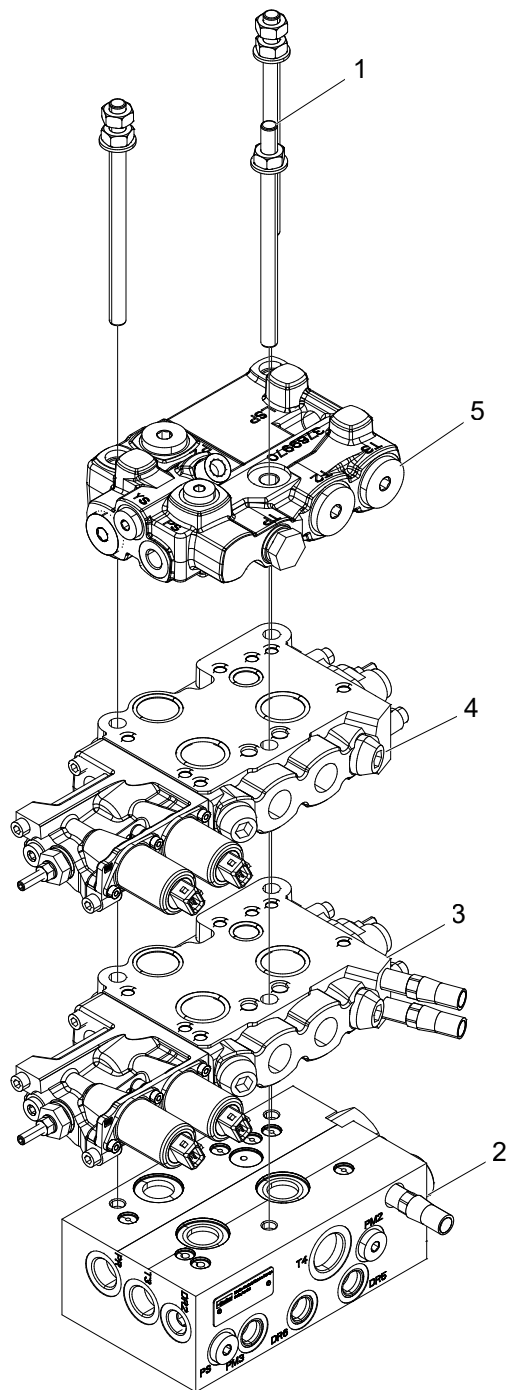
Hydraulic assambly

Structure 005360				
Pos.	Part no.	Quantity	Description	Specification
1	005361	1	Right manifold	
2	018294	1	Left manifold	
3	016072	1	Hose clamp	
4	031073	1	Manifold	
5	501104	3	Screw	M10x140 12.9
6	503057	2	Washer	M10 NL
7	501072	1	Screw	M8x35 12.9
8	503055	1	Washer	M8 NL
9	601758	3	Adapter	BSP 1/2"-13/16" ORFS
10	601766	1	Adapter	BSP 3/8"-13/16" ORFS
11	601750	4	Adapter	BSP 1/4"-9/16" ORFS
12	644220	1	Hydraulic hose	
13	644221	1	Hydraulic hose	
14	644231	1	Hydraulic hose	
15	644232	1	Hydraulic hose	
16	601261	2	Test point	1/4"



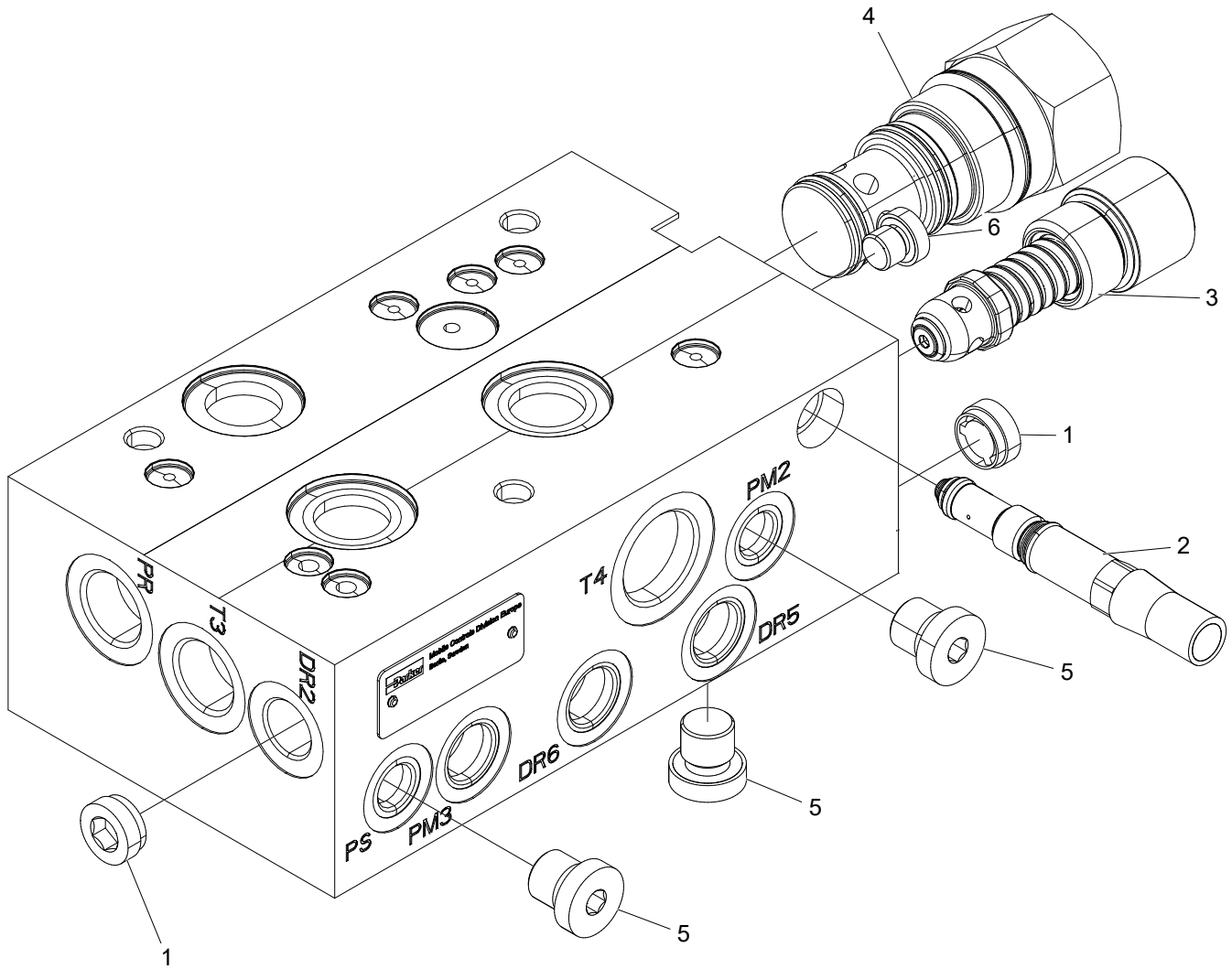
Right manifold assembly

Structure 005361-2				
Pos.	Part no.	Quantity	Description	Specification
1	614016-01	1	Right manifold	
2	012360	1	Bracket	
3	013805	3	Adapter	1/2"-1/2"
4	013885	4	Nut	1 3/16"
5	017835	2	Bulkhead	1" - ORFS 20
6	018245	1	Bracket	
7	501048	2	Screw	M6x25 12.9
8	501109	1	Screw	M12x30 12.9
9	502055	2	Nut	M10
10	502056	1	Nut	M12
11	601103	3	Bonded seal	1/2"
12	601105	2	Bonded seal	1"
13	601260	1	Test point	1/8"
14	601261	1	Test point	1/4"
15	601262	2	Test point	3/8"
16	601740	1	Adapter	BSP 1/4" - 9/16" ORFS
17	601741	1	Adapter	ORFS -04
18	601743	2	Adapter	ORFS -08
19	601750	1	Adapter	BSP 1/4" - 9/16" ORFS
20	601754	2	Adapter	BSP 3/8" - 11/16" ORFS
21	601758	4	Adapter	BSP 1/2" - 13/16" ORFS
22	601759	1	Adapter	BSP 1/2" - 1" ORFS
23	601762	2	Adapter	BSP 3/4" - 1.3/16" ORFS
24	601774	1	Adapter	ORFS -08
25	601790	1	Plug	1"
26	601791	2	Plug	1 3/16" ORFS
27	602059	2	Adapter	1/2" - 1/4"
28	601028	1	Adapter	1/4"
29	601101	1	Bonded seal	1/4"
30	601744	1	Adapter	ORFS -06



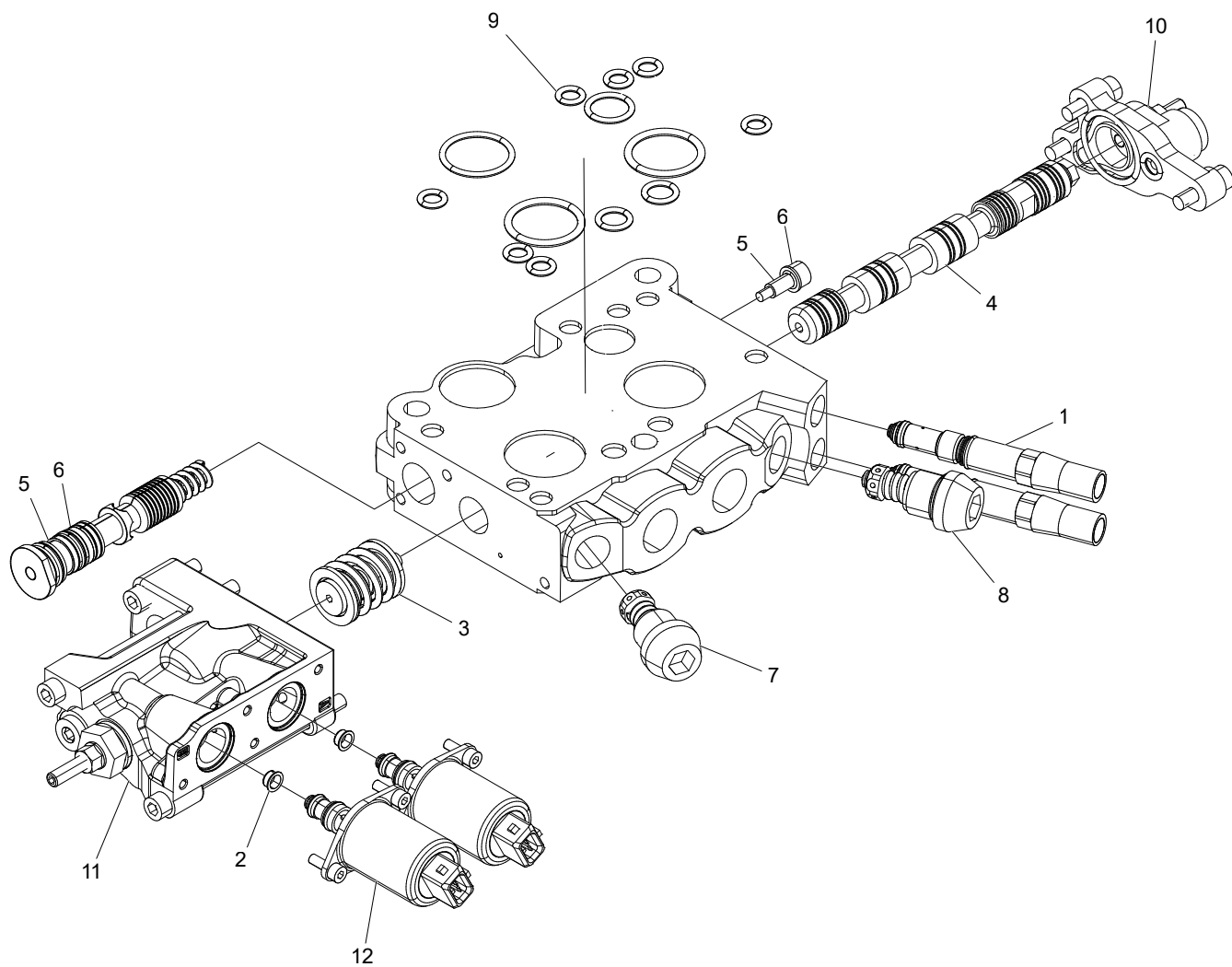
Right manifold

Structure 614016-02				
Pos.	Part no.	Quantity	Description	Specification
1	620461	1	Tie rod kit	
2	614116-04	1	Inlet manifold	S1
3	614111-01	1	Delimiting knife section	S2
4	614115-05	1	Feed section	S3
5	614110-01	1	End section	S4



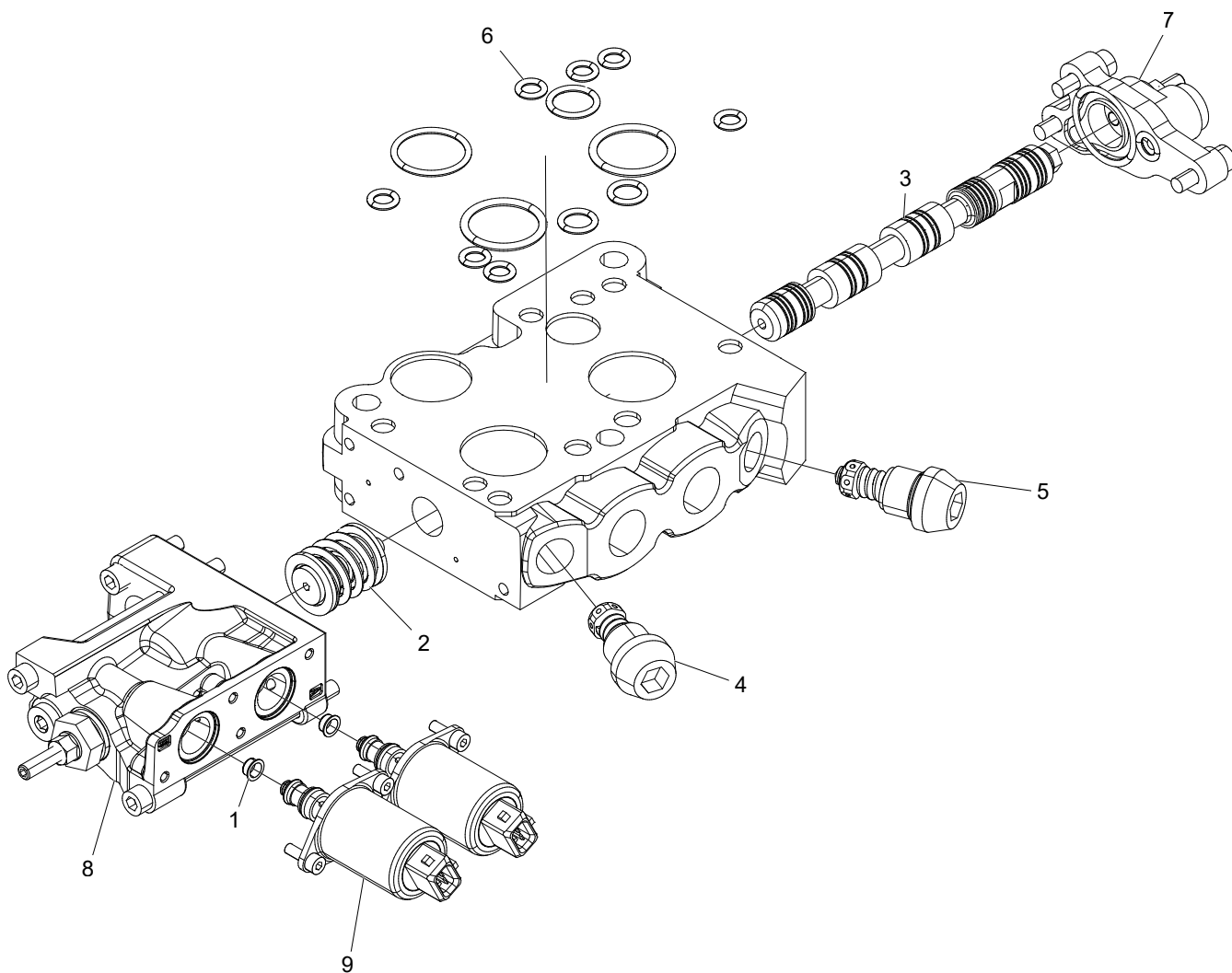
Inlet manifold S1

Structure 614116-04				
Pos.	Part no.	Quantity	Description	Specification
1	617028	2	Check valve	
2	620397	1	Feed reducer	
3	611196	1	Relief valve	330 bar
4	620543	1	Reducer valve	
5	601001	3	Hex plug	1/4"
6	601000	1	Hex plug	1/8"



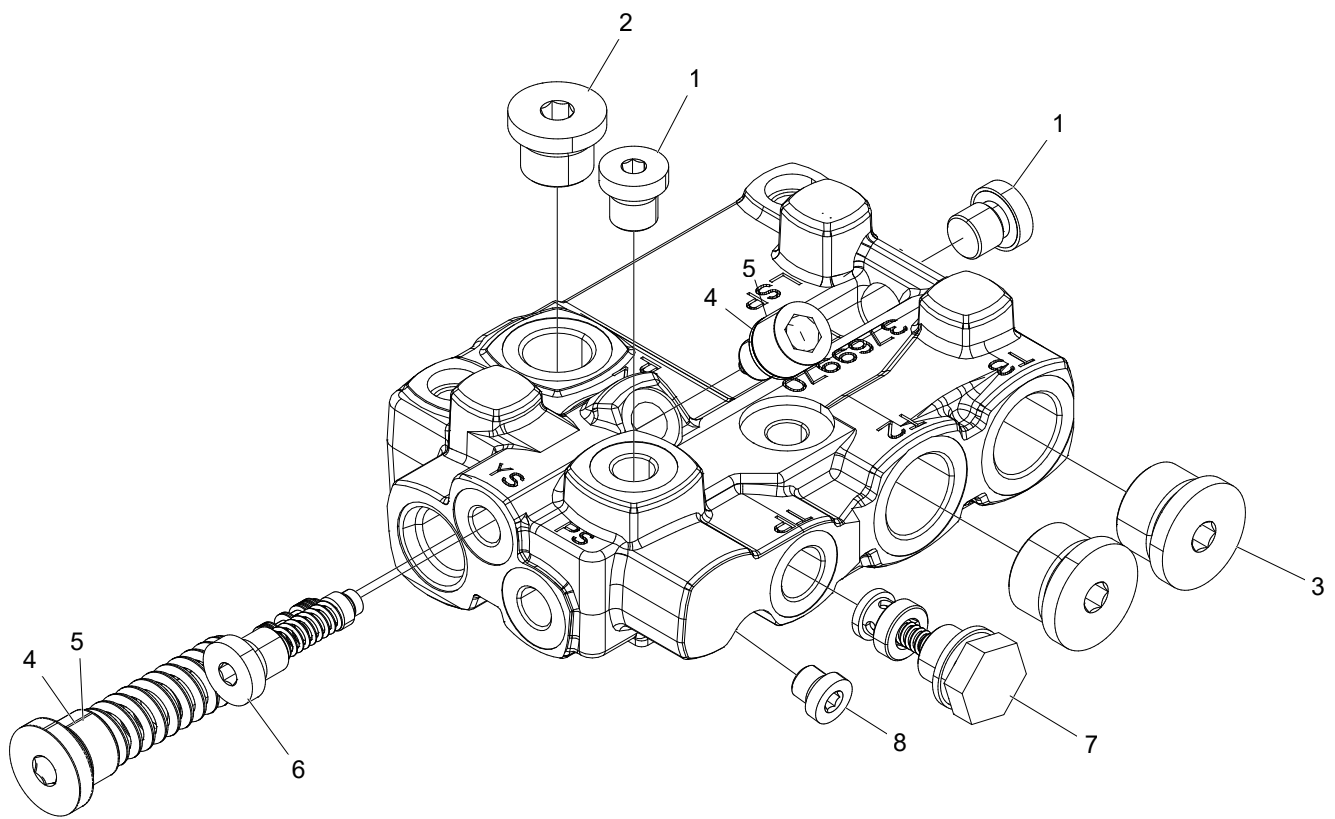
Delimiting knife section S2

Structure 614111-01				
Pos.	Part no.	Quantity	Description	Specification
1	620397	2	Feed reducer	
2	620345	2	Restrictor	1,2
3	620392	1	Spring kit	PC/EC
4	620444	1	Spool	MBX
5	620522	1	Compensator kit	B
6	620523	1	Compensator kit	G
7	620399	1	Relief valve	125 bar
8	620492	1	Relief valve	160 bar
9	620377	1	Seal kit	
10	620390	1	Cap	EC/PC
11	620342	1	Cap	EC/A036
12	620590	2	Solenoid	



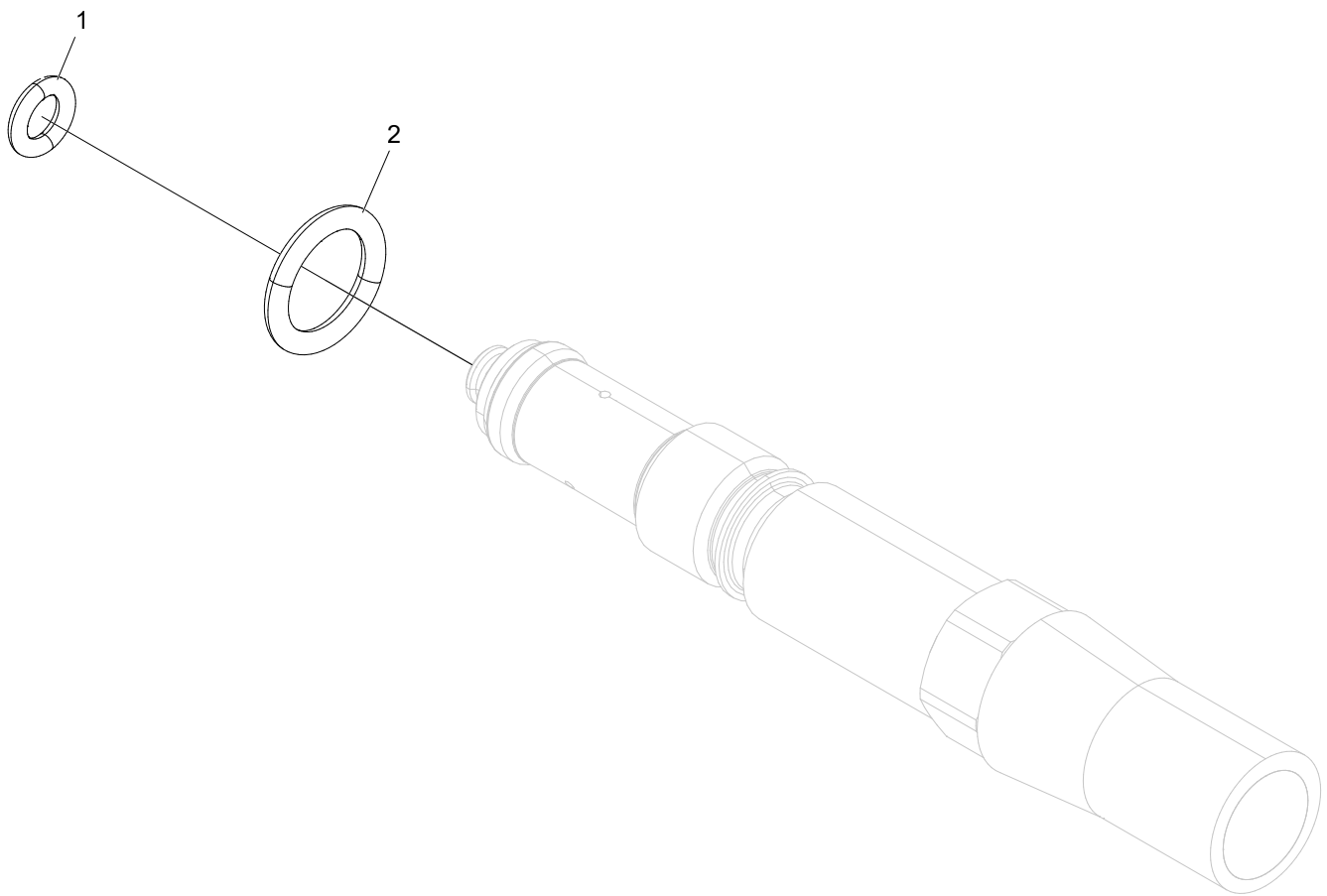
Feed section S3

Structure 614115-05				
Pos.	Part no.	Quantity	Description	Specification
1	620346	2	Restrictor	0,8
2	620485	1	Spring kit	
3	620454	1	Spool	UBX
4	620484	1	Relief valve	280 bar
5	620400	1	Relief valve	320 bar
6	620377	1	Seal kit	
7	620390	1	Cap	EC/PC
8	620342	1	Cap	EC/A036
9	620590	2	Solenoid	



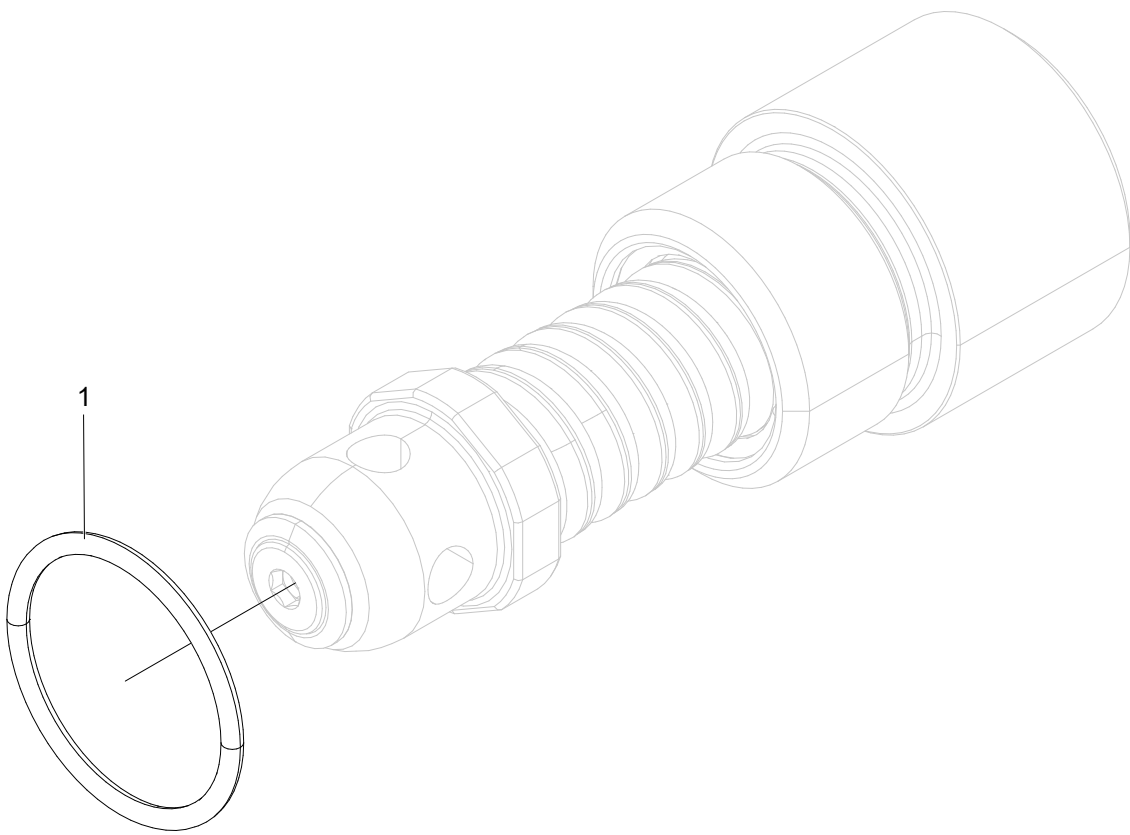
End section S4

Structure 614110-01				
Pos.	Part no.	Quantity	Description	Specification
1	601001	2	Hex plug	1/4"
2	601003	1	Hex plug	1/2"
3	601004	2	Hex plug	3/4"
4	620417	1	Pilot reducer	G 35 bar
5	620418	1	Pilot reducer	R 35 bar
6	620426	1	Pilot filter	
7	617070	1	Check valve	
8	601000	1	Hex plug	1/8"



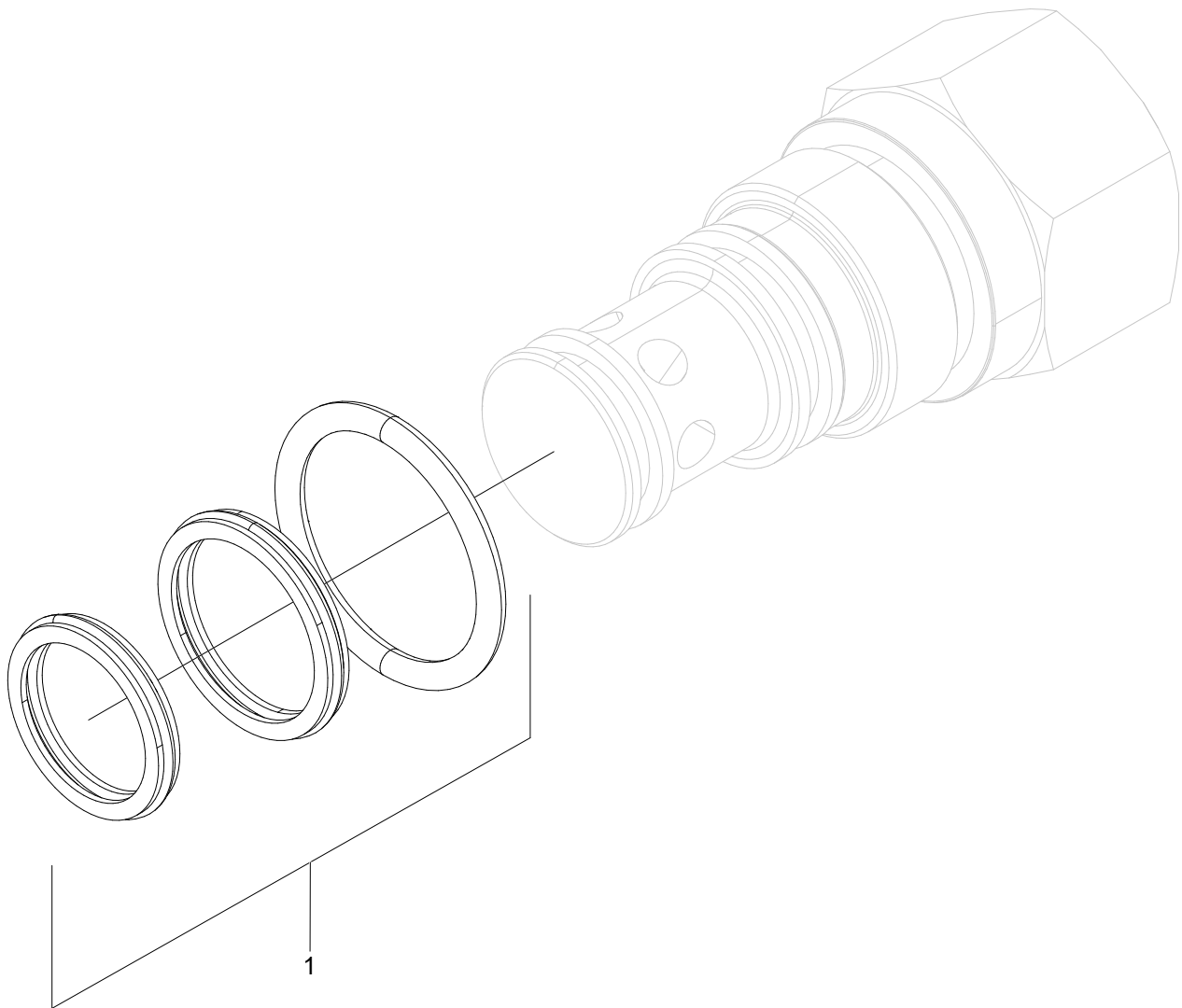
Feed reducer

Structure 620397				
Pos.	Part no.	Quantity	Description	Specification
1	540001	1	O-ring	4,1x1,6
2	543022	1	O-ring	9,5x2,0



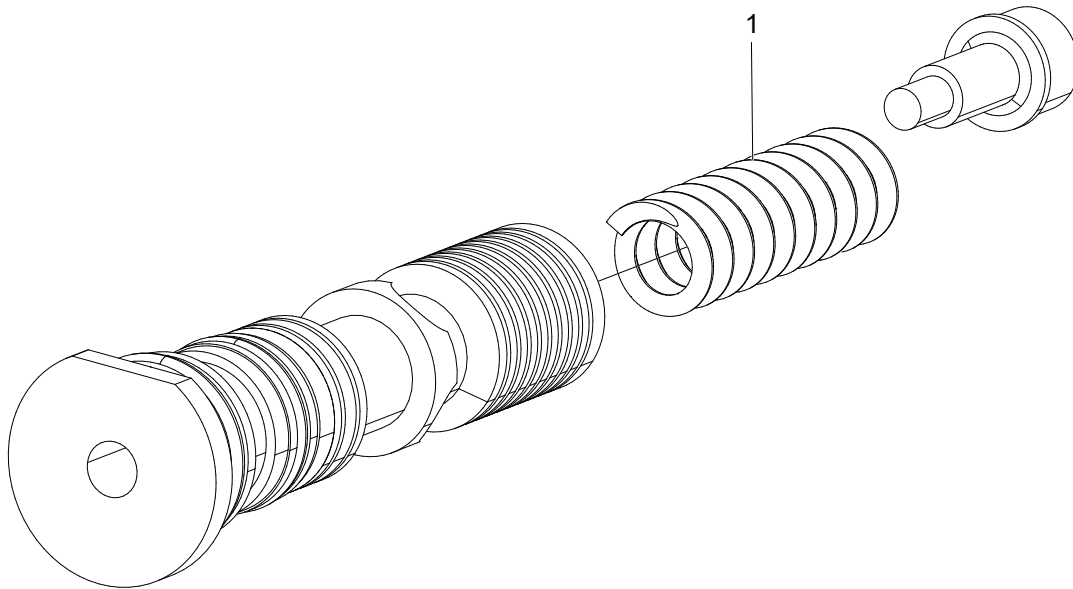
Relief valve 330 bar

Structure 611196				
Pos.	Part no.	Quantity	Description	Specification
1	540047	1	O-ring	21,95x1,78



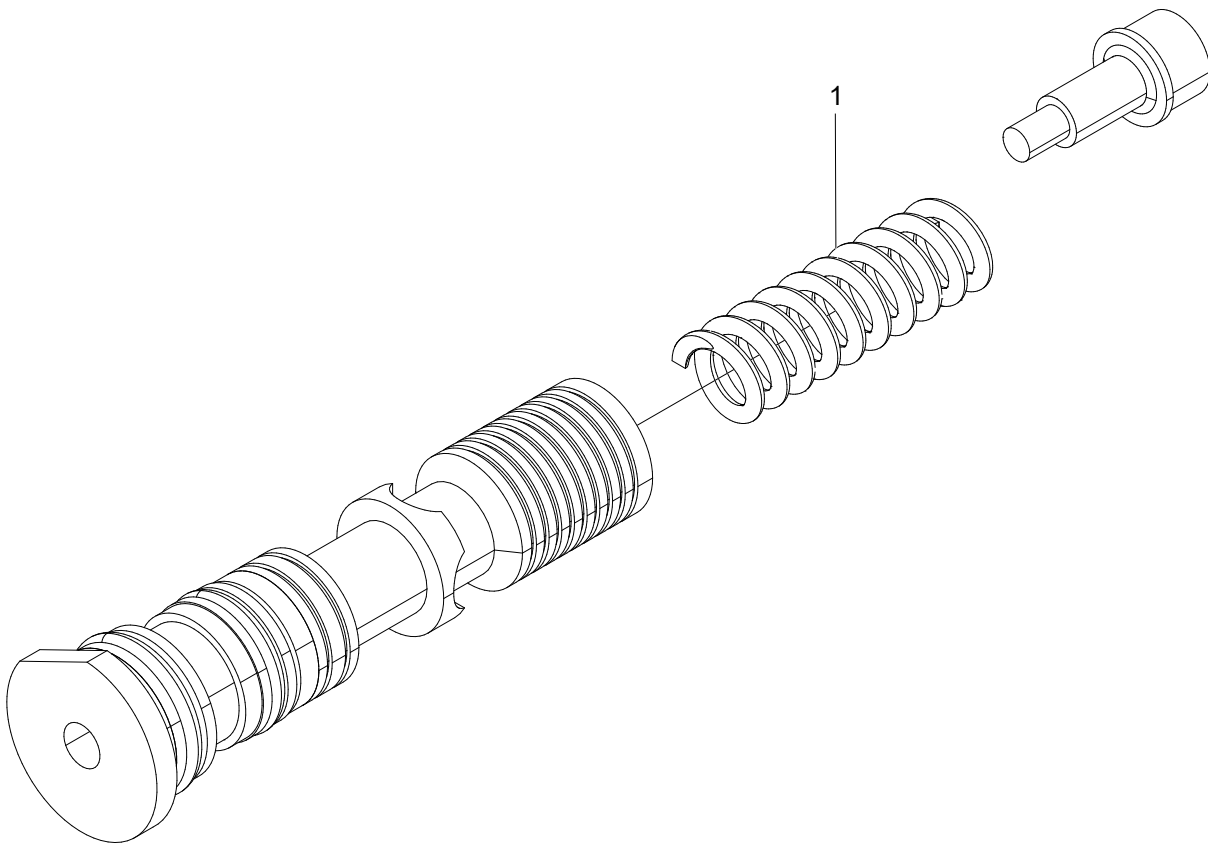
Reducer valve

Structure 620543				
Pos.	Part no.	Quantity	Description	Specification
1	611309	1	Seal kit	



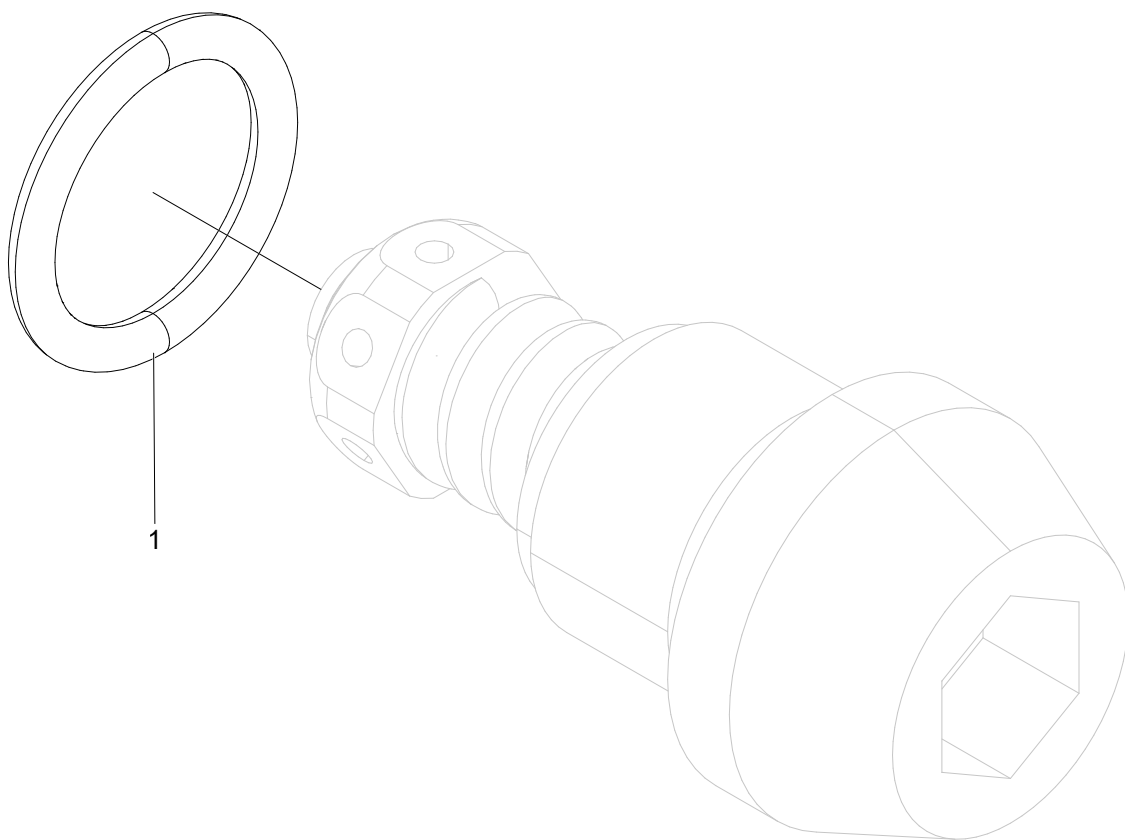
Compensator kit

Structure 620522				
Pos.	Part no.	Quantity	Description	Specification
1	620494	1	Spring	



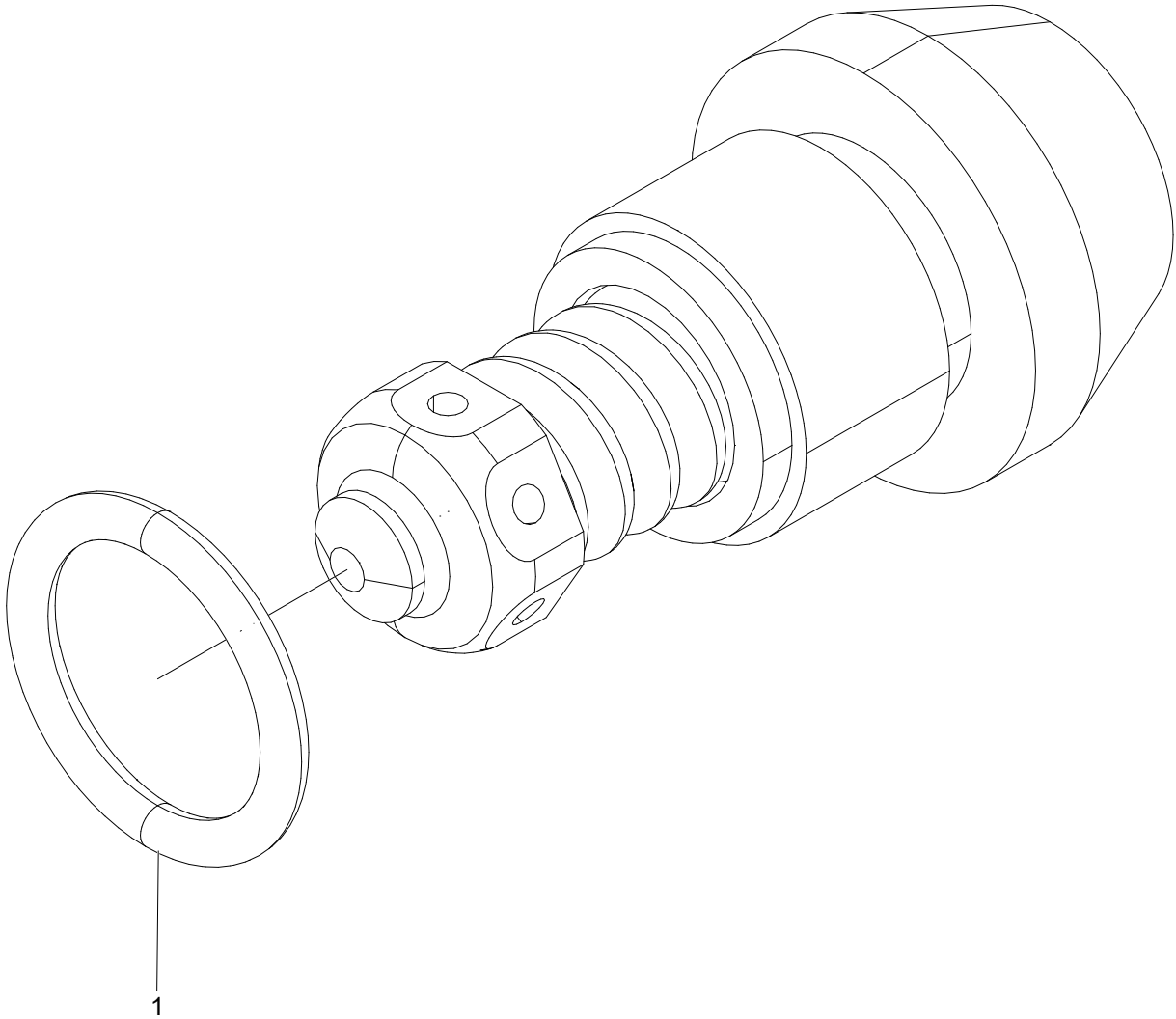
Compensator kit

Structure 620523				
Pos.	Part no.	Quantity	Description	Specification
1	620494	1	Spring	



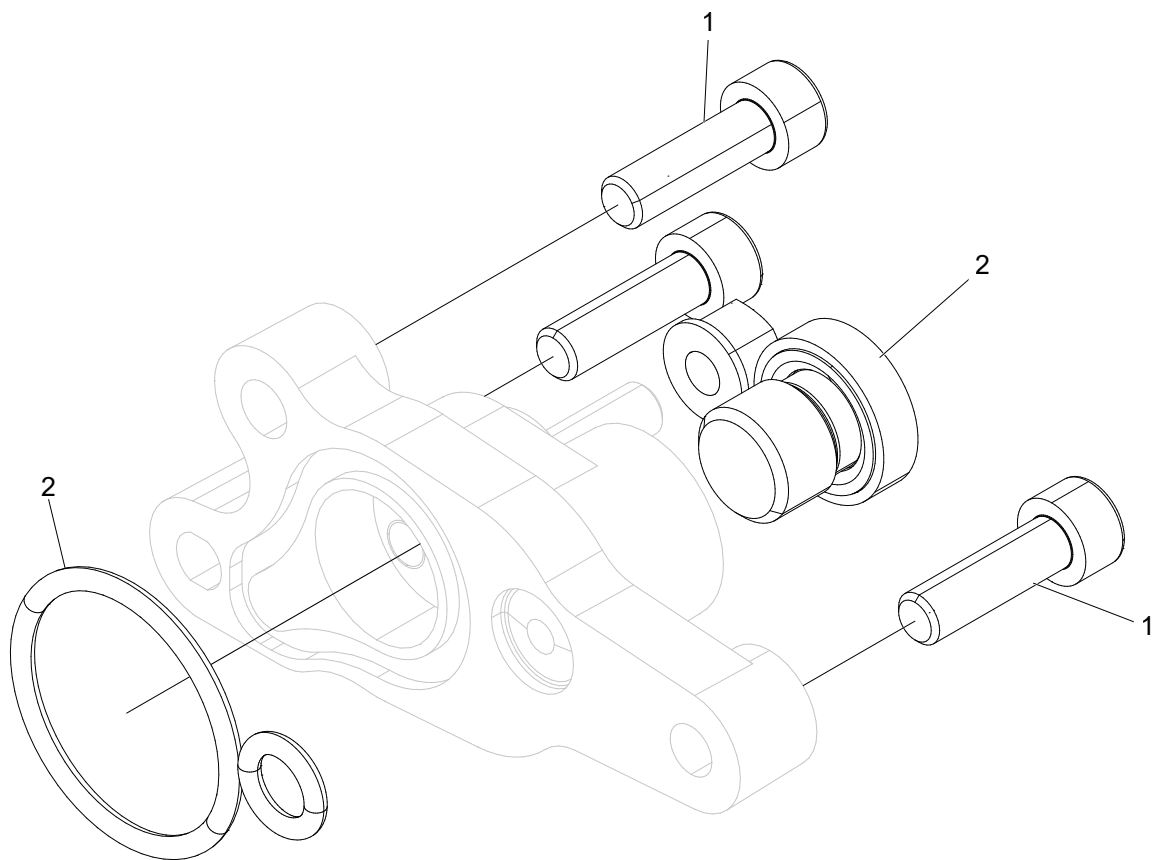
Relief valve 125 bar

Structure 620399				
Pos.	Part no.	Quantity	Description	Specification
1	540072	1	O-ring	15,3x2,4



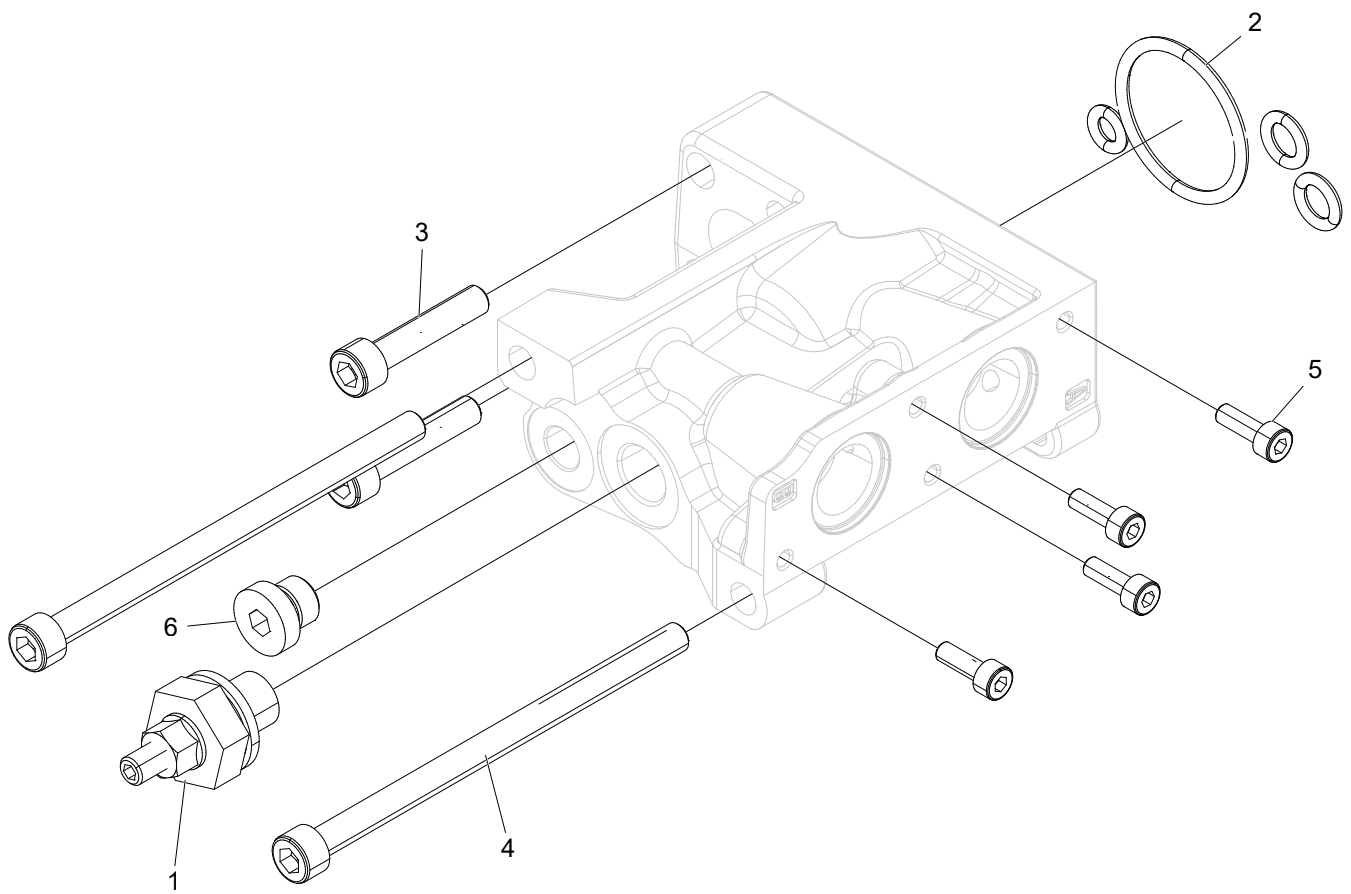
Relief valve 160 bar

Structure 620492				
Pos.	Part no.	Quantity	Description	Specification
1	540072	1	O-ring	15,3x2,4



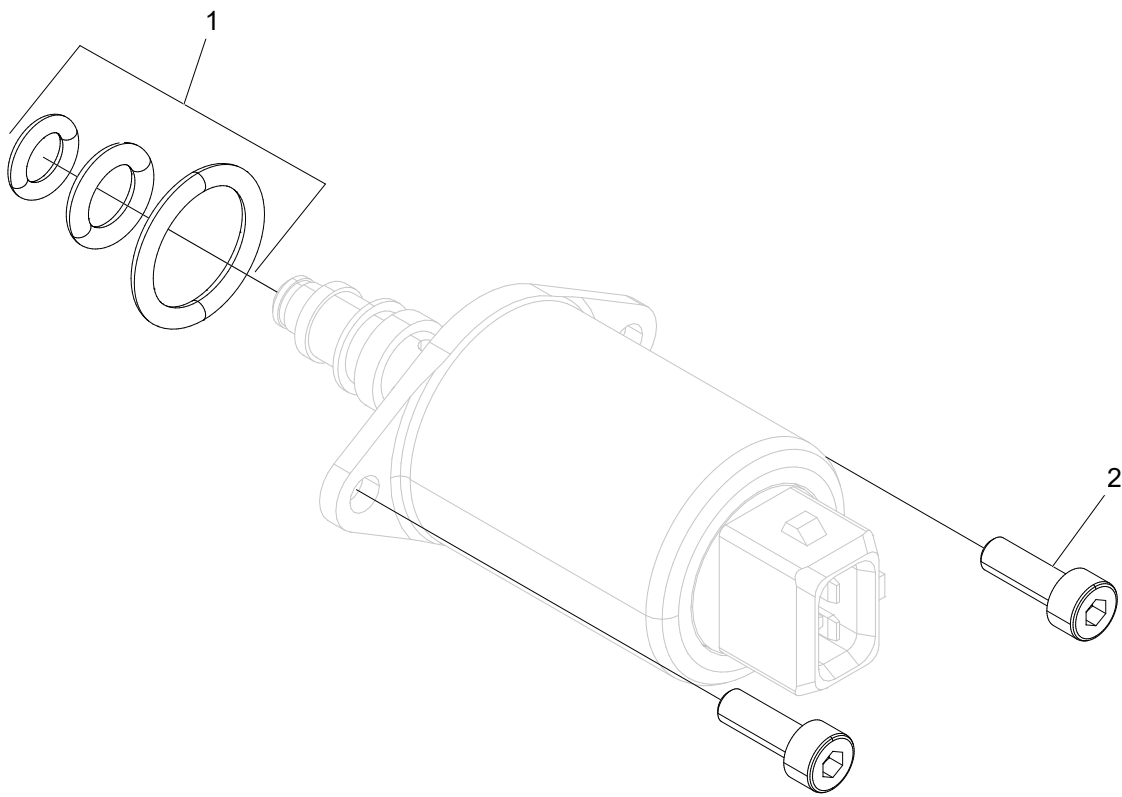
Cap EC/PC

Structure 620390				
Pos.	Part no.	Quantity	Description	Specification
1	501046	3	Screw	M6x20 12.9
2	620383	1	Seal kit	



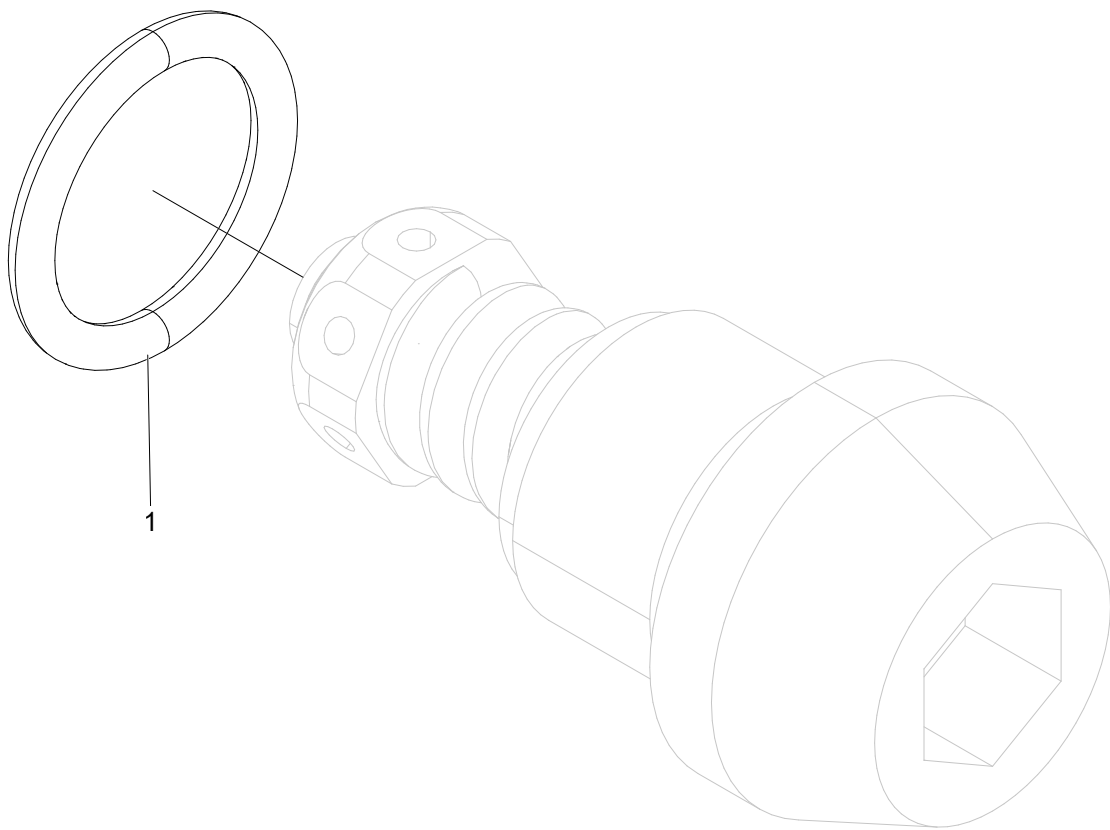
Cap EC/A036

Structure 620342				
Pos.	Part no.	Quantity	Description	Specification
1	620446	1	Spool limiter kit	
2	620379	1	Seal kit	
3	501049	2	Screw	M6x30 12.9
4	501061	2	Screw	M6x100 12.9
5	501014	4	Screw	M4x12 12.9
6	601000	1	Hex plug	1/8"



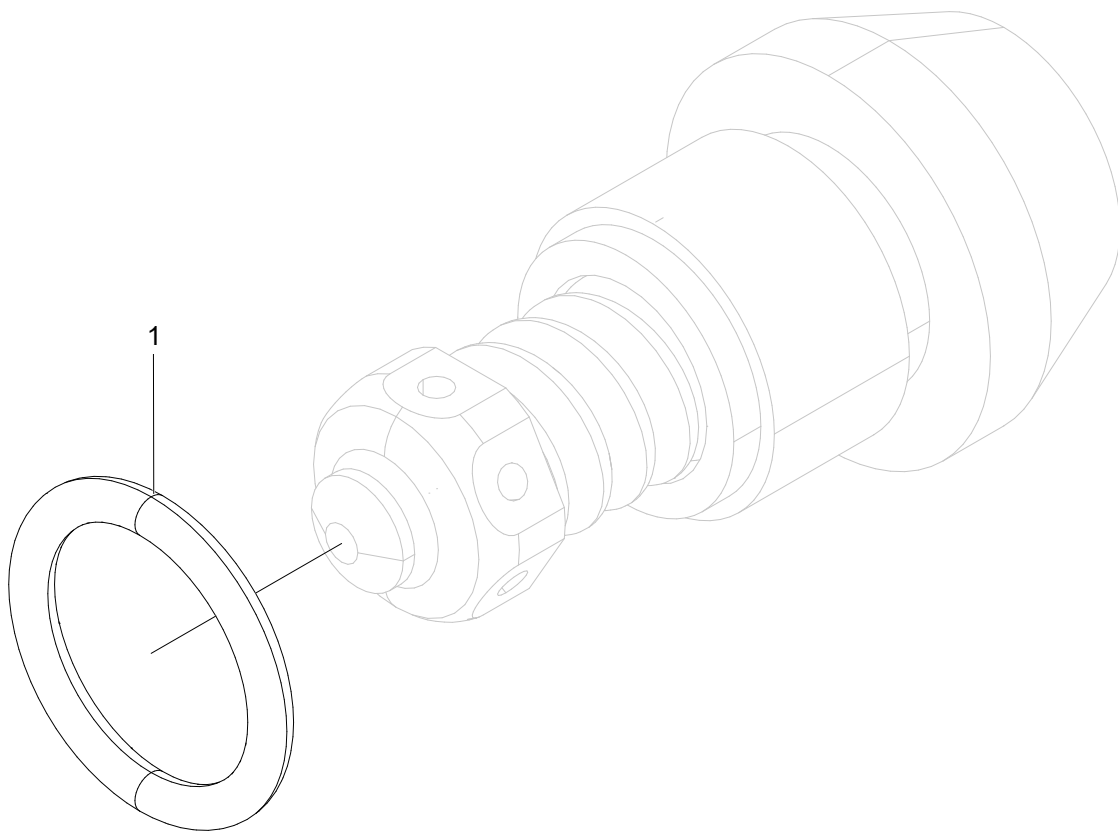
Solenoid

Structure 620590				
Pos.	Part no.	Quantity	Description	Specification
1	501014	3	Screw	M4x12 12.9
2	620344	1	Seal kit	



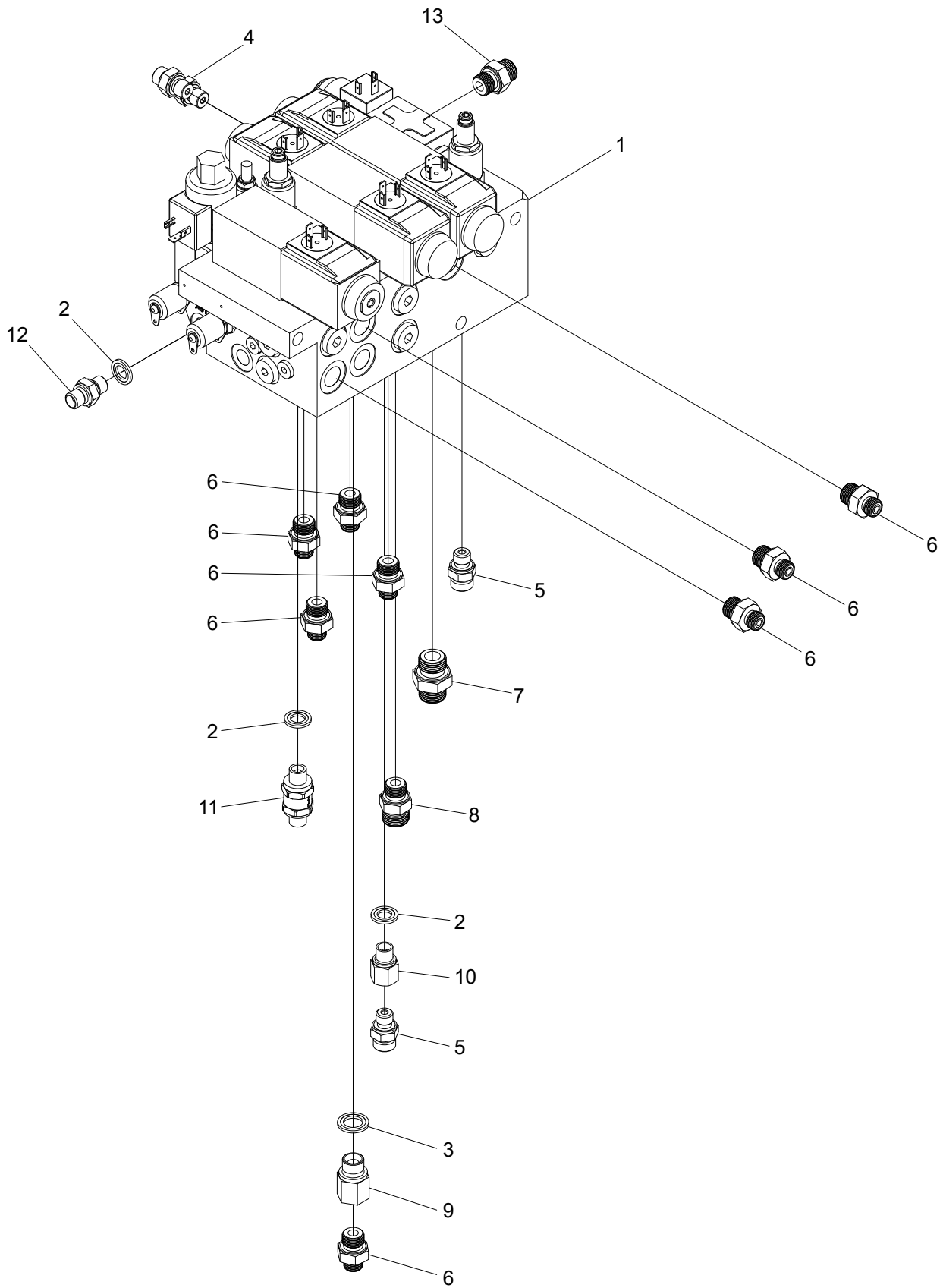
Relief valve 280 bar

Structure 620484				
Pos.	Part no.	Quantity	Description	Specification
1	540072	1	O-ring	15,3x2,4



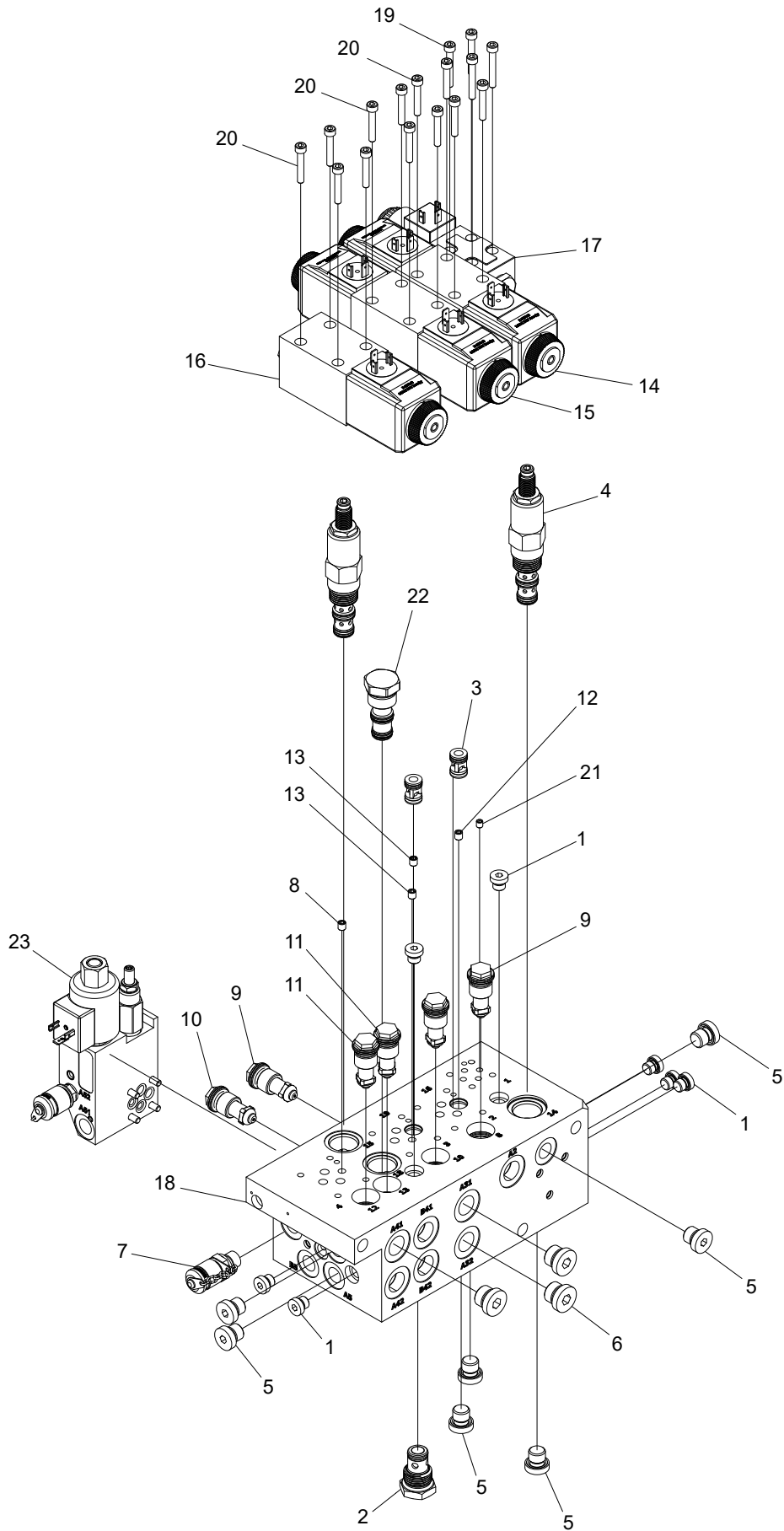
Relief valve 320 bar

Structure 620400				
Pos.	Part no.	Quantity	Description	Specification
1	540072	1	O-ring	15,3x2,4



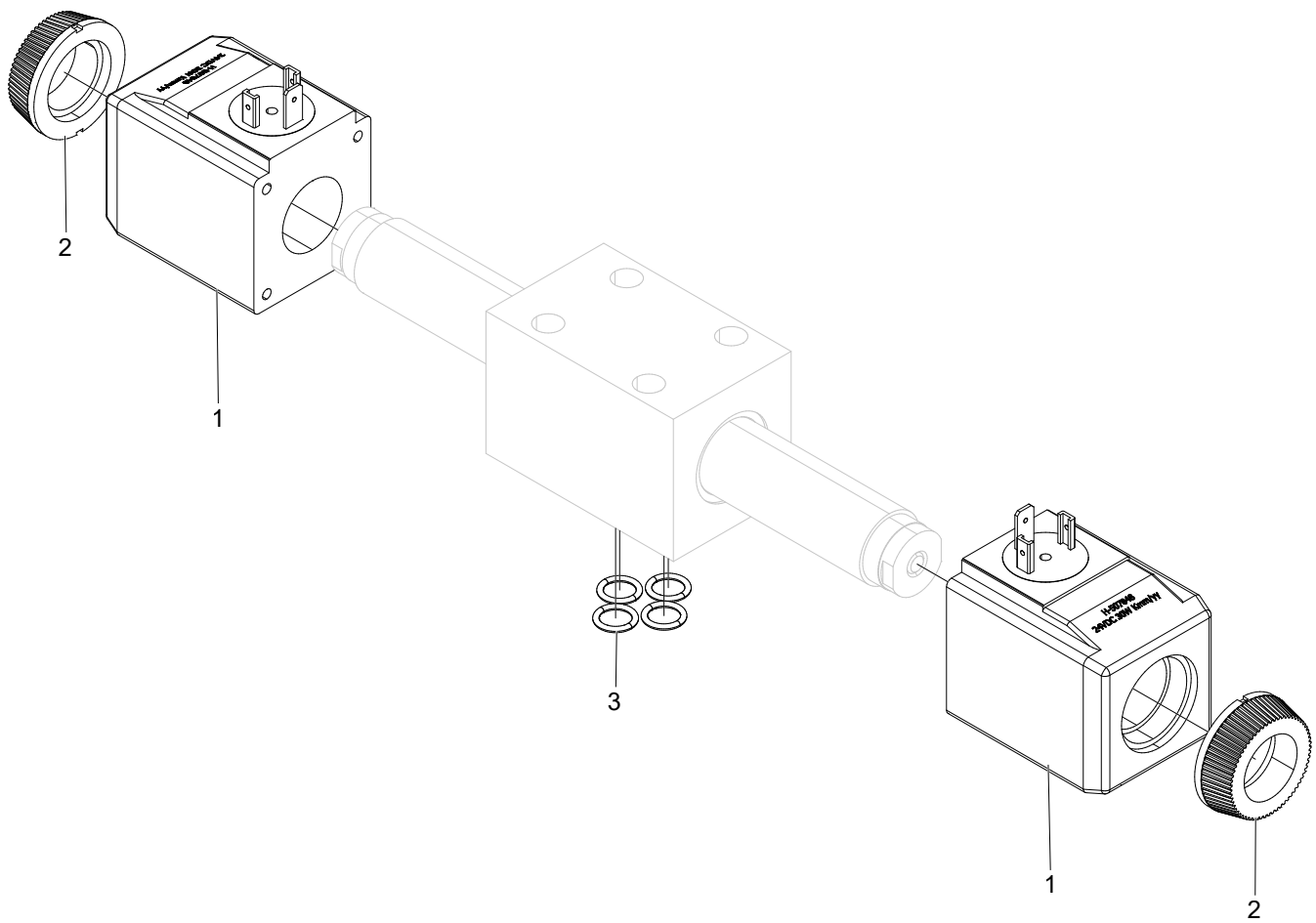
Left manifold assembly

Structure 005363-2				
Pos.	Part no.	Quantity	Description	Specification
1	018841	7	Manifold	
2	601101	1	Bonded seal	1/4"
3	601102	2	Bonded seal	3/8"
4	601750	2	Adapter	BSP 1/4" - 9/16" ORFS
5	601752	7	Adapter	1/4" - ORFS 06
6	601753	3	Adapter	BSP 3/8" - 9/16" ORFS
7	601758	1	Adapter	BSP 1/2" - 13/16" ORFS
8	601766	1	Adapter	BSP -06 - ORFS -08
9	602051	2	Adapter	3/8"
10	602055	2	Adapter	1/4"
11	617009	2	Check valve	
12	601028	1	Adapter	1/4"
13	601754	2	Adapter	BSP 3/8" - 11/16" ORFS



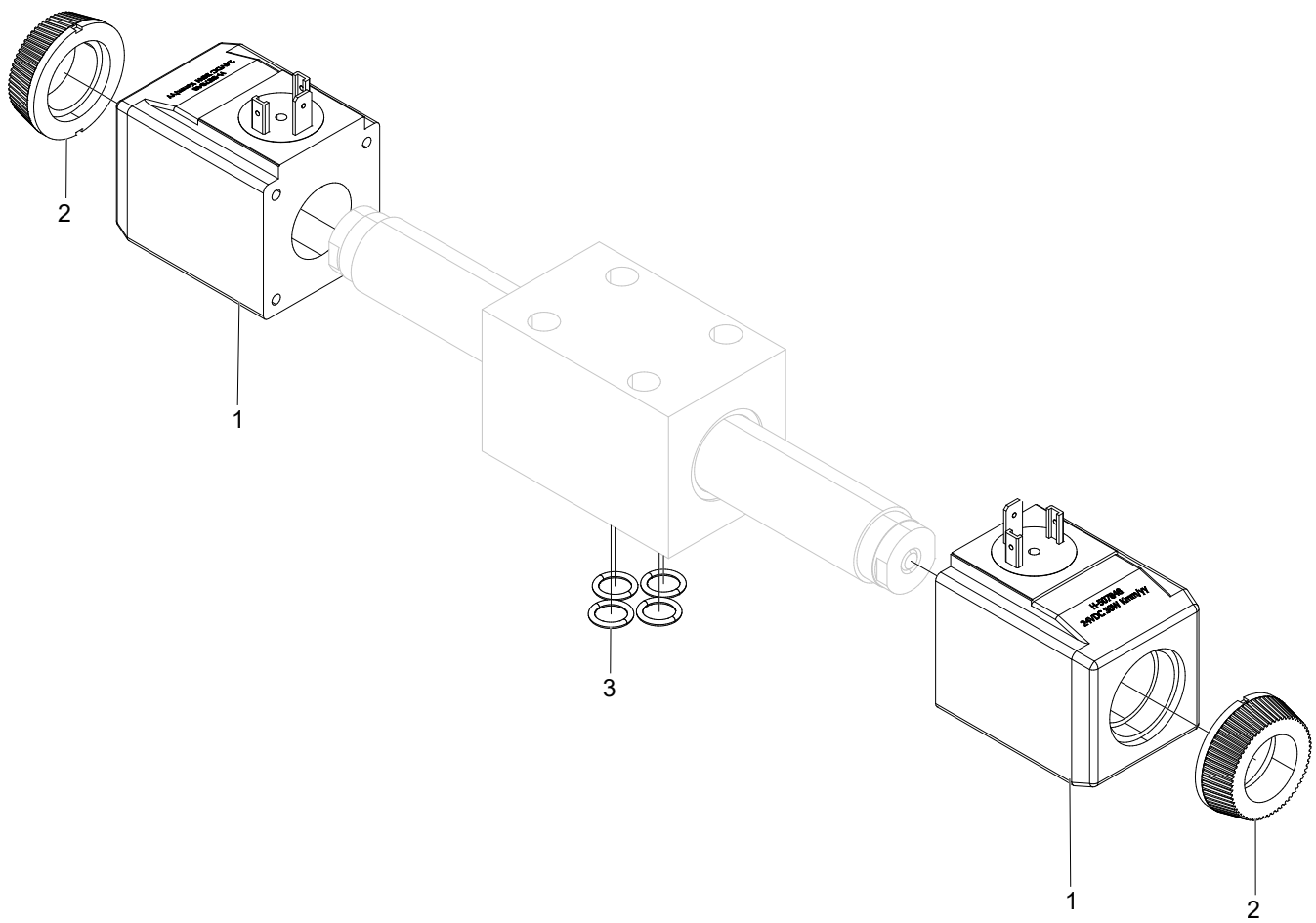
Left manifold

Structure 018841				
Pos.	Part no.	Quantity	Description	Specification
1	601000	7	Hex plug	1/8"
2	617044	1	Check valve	
3	617013	2	Check valve	
4	619016	2	Reducer valve	
5	601001	7	Hex plug	1/4"
6	601002	3	Hex plug	3/8"
7	601261	1	Test point	1/4"
8	613017	1	Orifice	M6x2.5
9	617032	2	Relief valve	210 bar
10	617033	2	Relief valve	190 bar
11	617034	2	Relief valve	160 bar
12	613018	1	Orifice	M6x2
13	613016	2	Orifice	M6x1.5
14	010278	1	Directional valve	
15	010280	1	Directional valve	
16	011626	1	Directional valve	
17	612057	1	Directional valve	
18	612033	1	Manifold	
19	501032	4	Screw	M5x35 12.9
20	501031	12	Screw	M5x30 12.9
21	613033	1	Orifice	M5x2
22	612104	1	Cavity plug	
23	018533	1	Manifold	



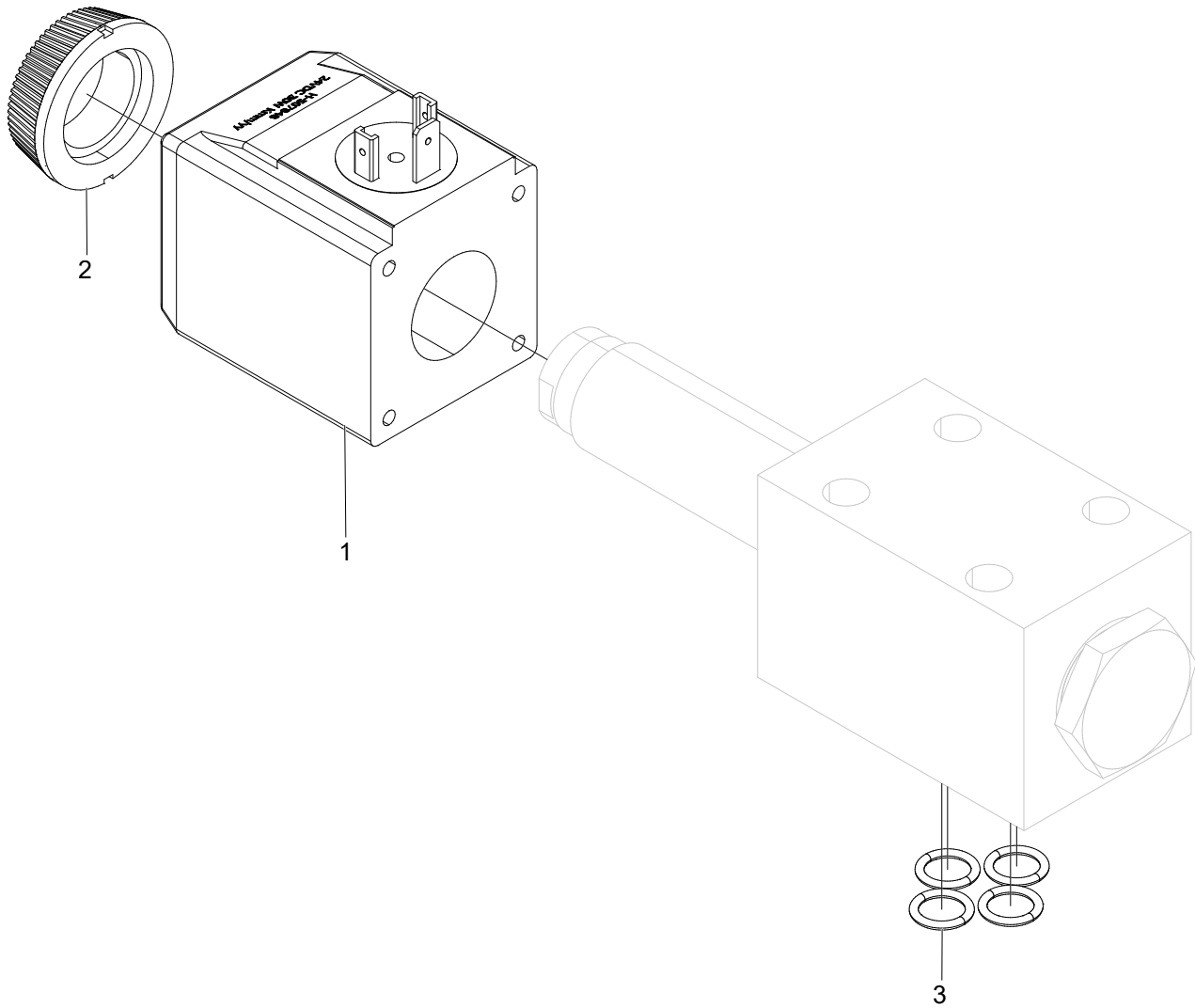
Directional valve

Structure 010278				
Pos.	Part no.	Quantity	Description	Specification
1	613002	2	Solenoid	
2	613059	2	Plastic nut	
3	540038	4	O-ring	9,25x1,78



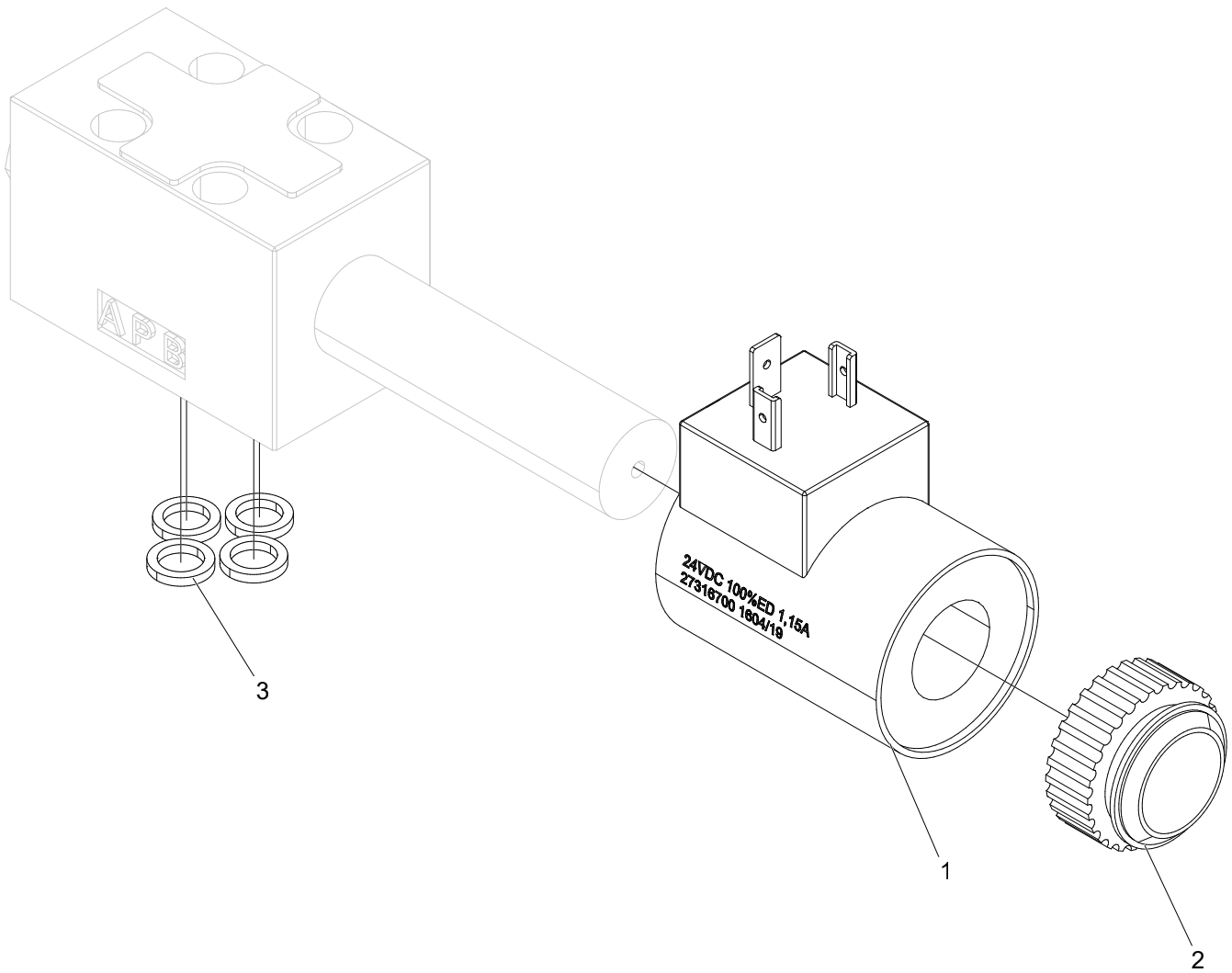
Directional valve

Structure 010280				
Pos.	Part no.	Quantity	Description	Specification
1	613002	2	Solenoid	
2	613059	2	Plastic nut	
3	540038	4	O-ring	9,25x1,78



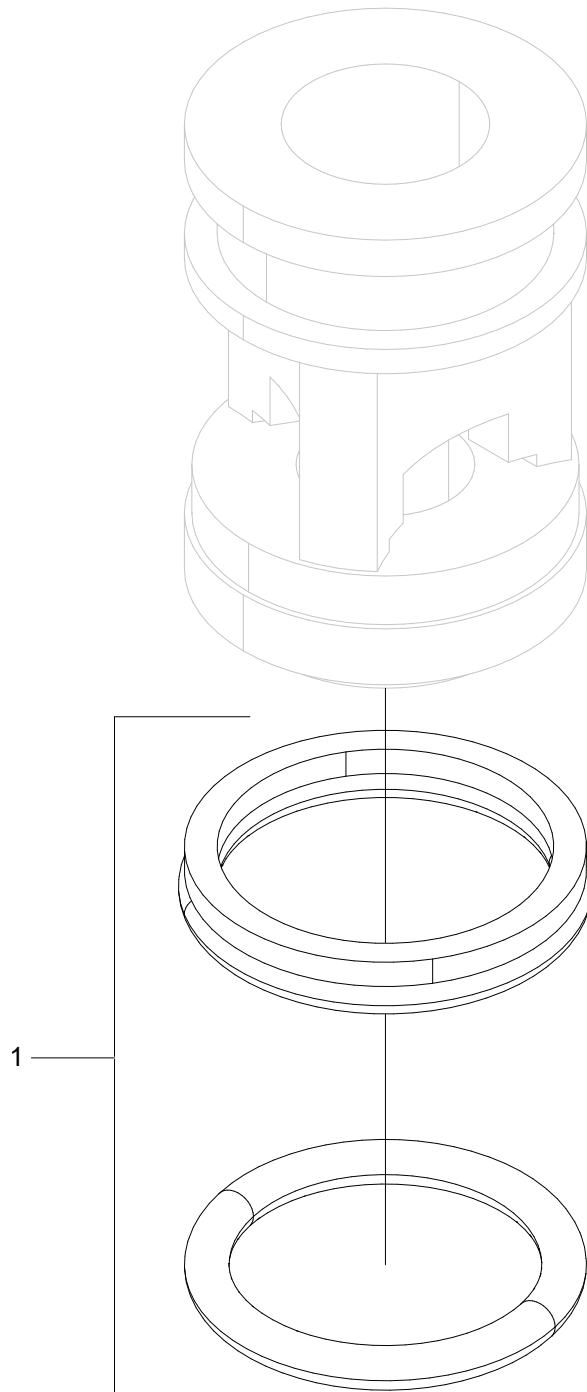
Directional valve

Structure 011626				
Pos.	Part no.	Quantity	Description	Specification
1	613002	1	Solenoid	
2	613059	1	Plastic nut	
3	540038	4	O-ring	9,25x1,78



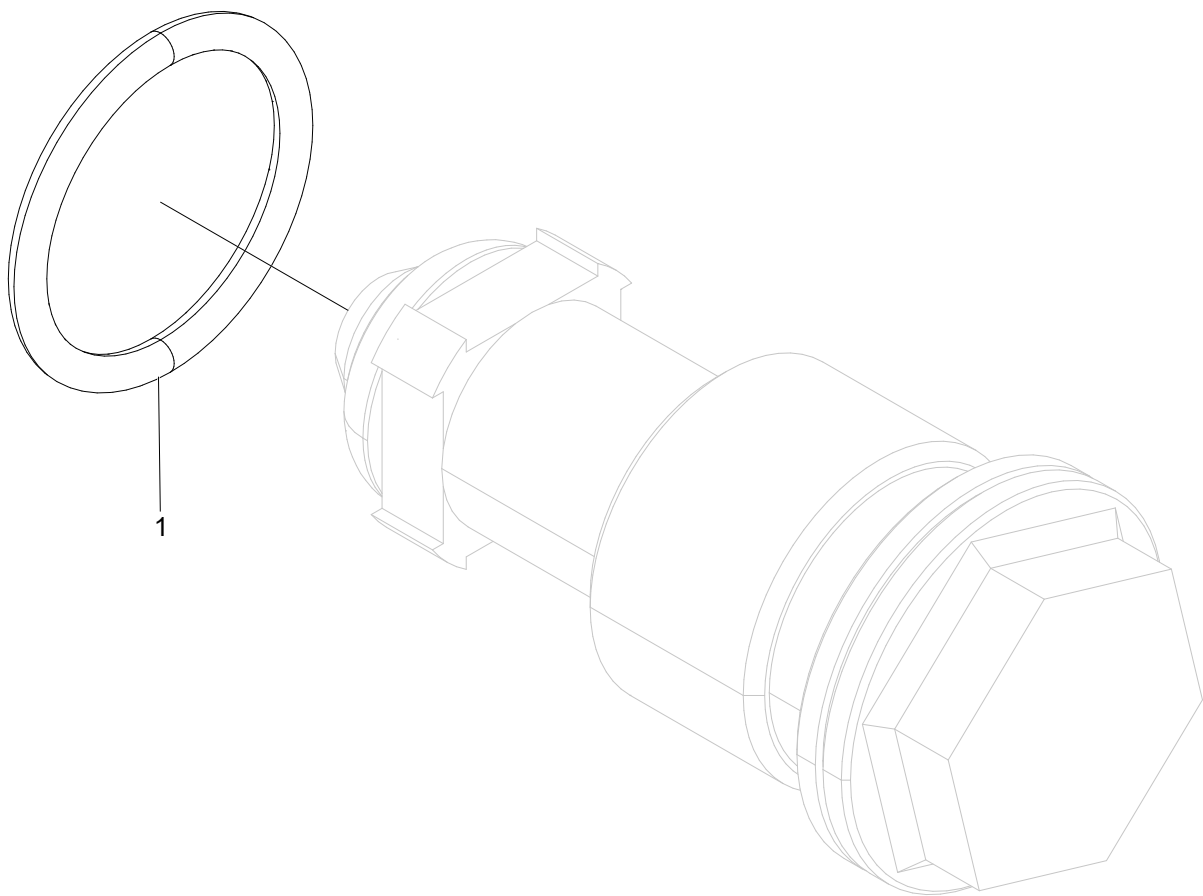
Directional valve

Structure 612057				
Pos.	Part no.	Quantity	Description	Specification
1	613069	1	Solenoid	
2	613105	1	Plastic nut	
3	540037	4	O-ring	7,65x1,68



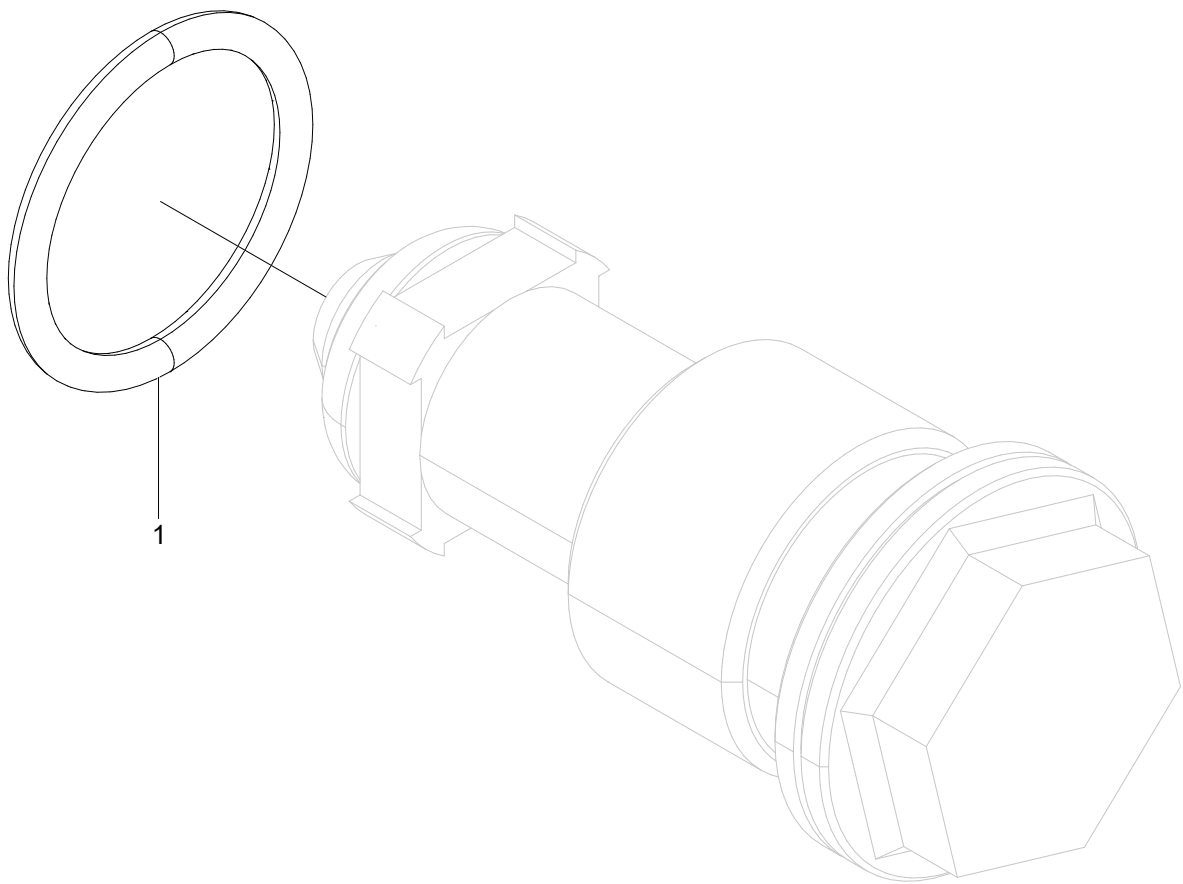
Check valve

Structure 617013				
Pos.	Part no.	Quantity	Description	Specification
1	620356	1	Seal kit	



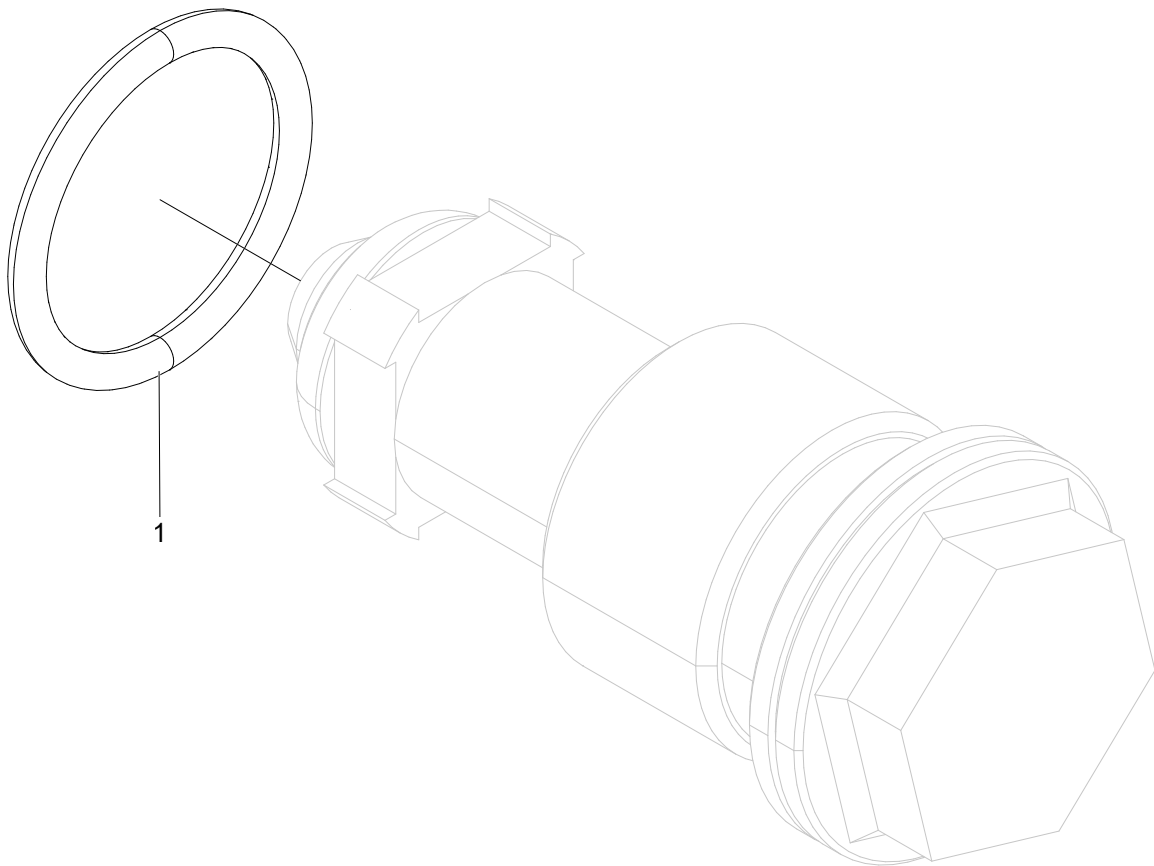
Pressure reducer valve 210 bar

Structure 617032				
Pos.	Part no.	Quantity	Description	Specification
1	540043	1	Seal kit	15,6x1,78



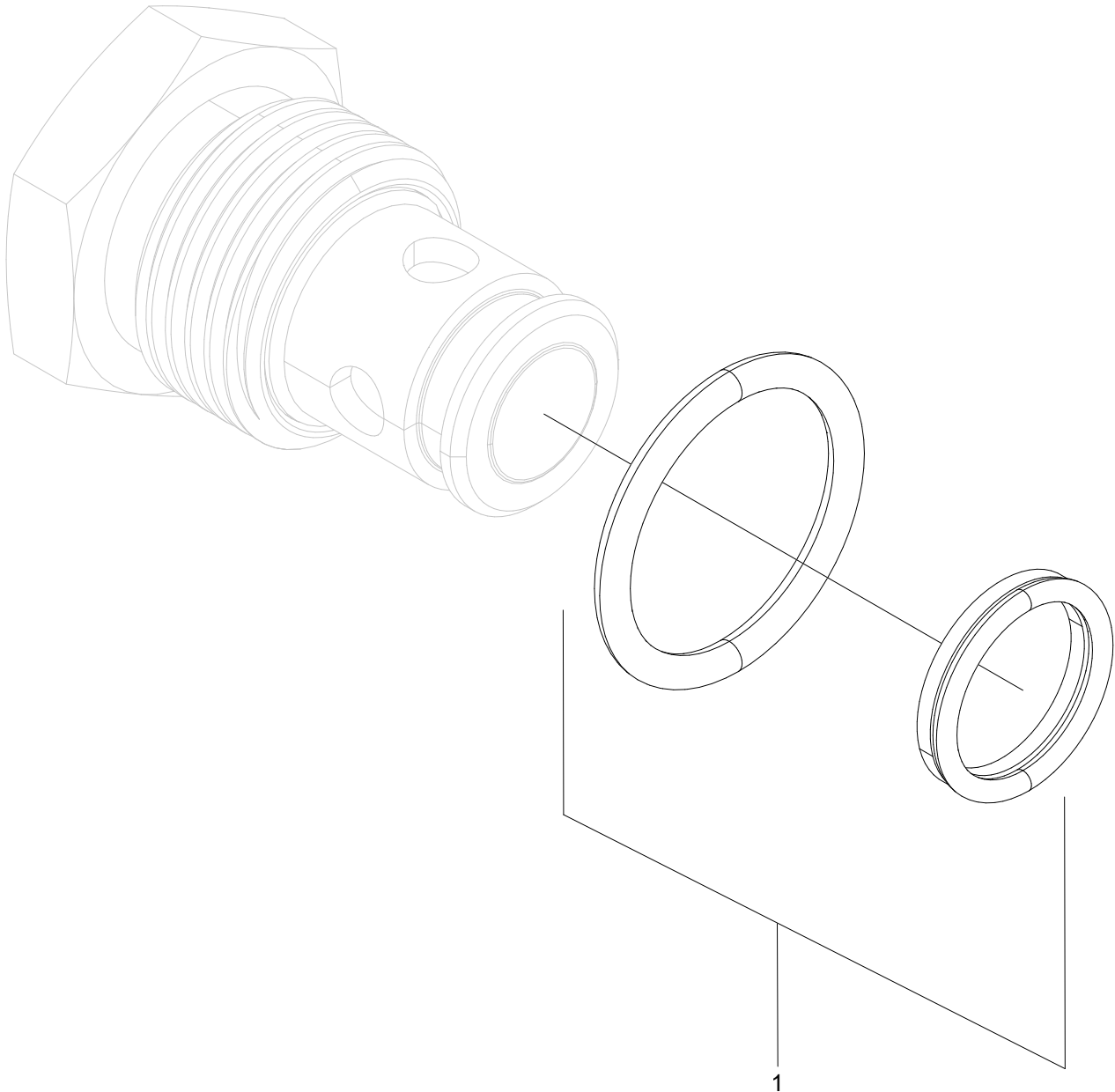
Pressure reducer valve 190 bar

Structure 617033				
Pos.	Part no.	Quantity	Description	Specification
1	540043	1	Seal kit	15,6x1,78



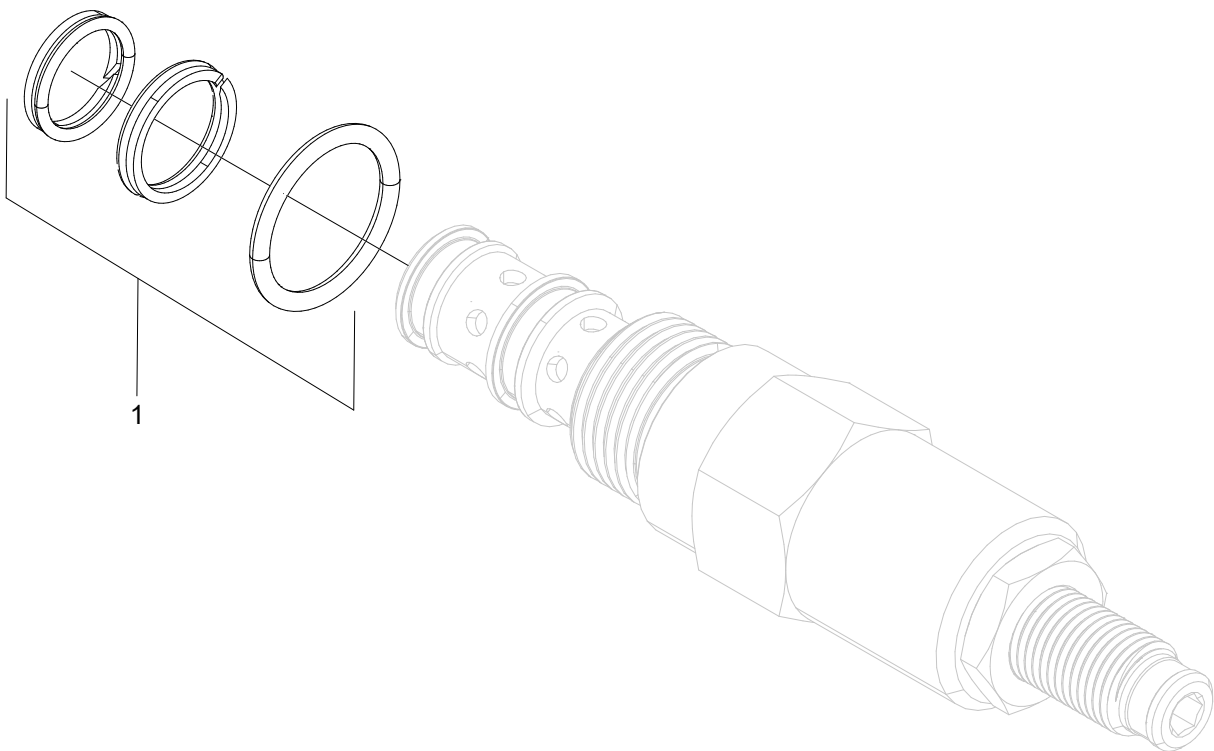
Pressure reducer valve 160 bar

Structure 617034				
Pos.	Part no.	Quantity	Description	Specification
1	540043	1	Seal kit	15,6x1,78



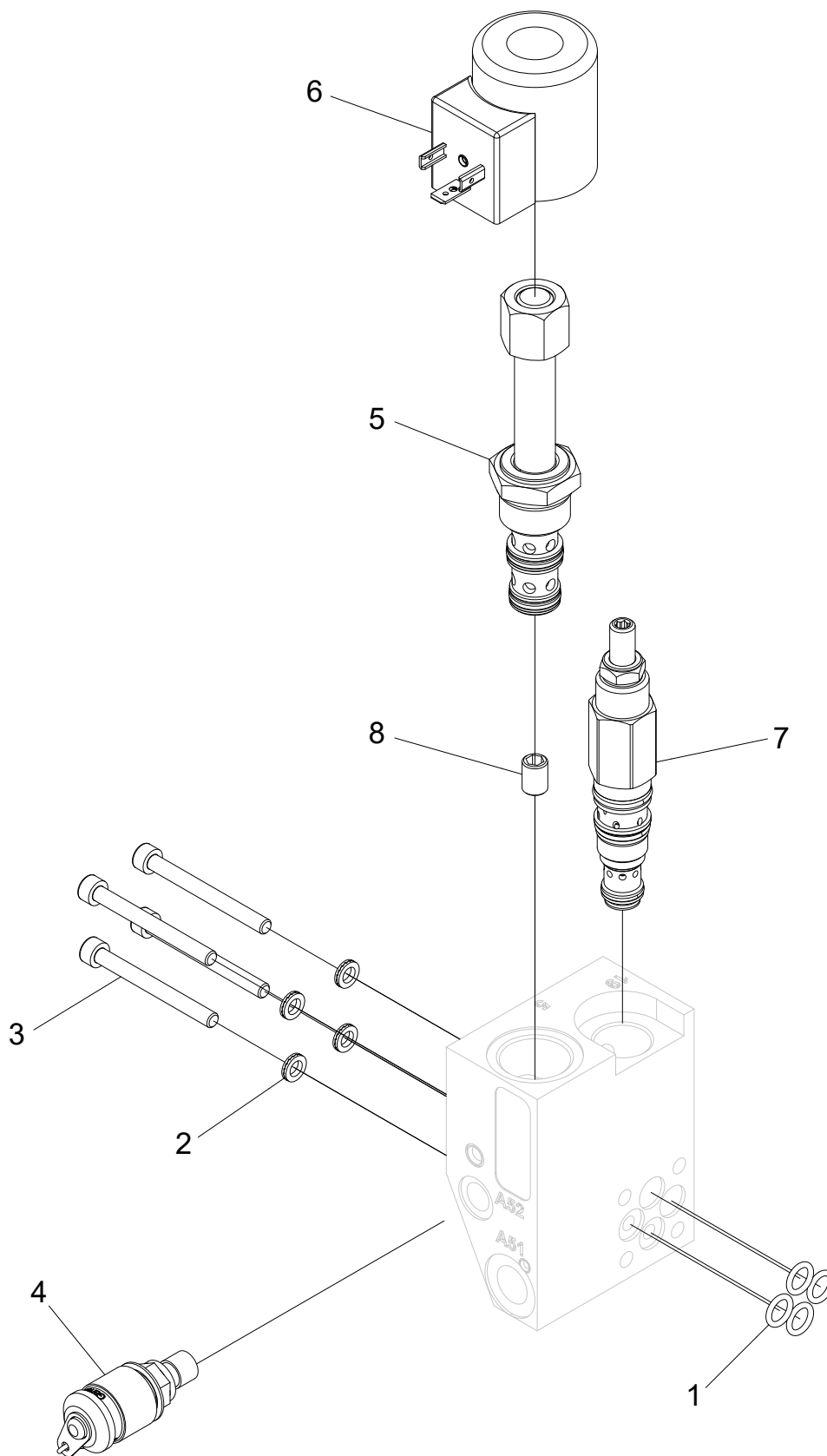
Check valve

Structure 617044				
Pos.	Part no.	Quantity	Description	Specification
1	620351	1	Seal kit	



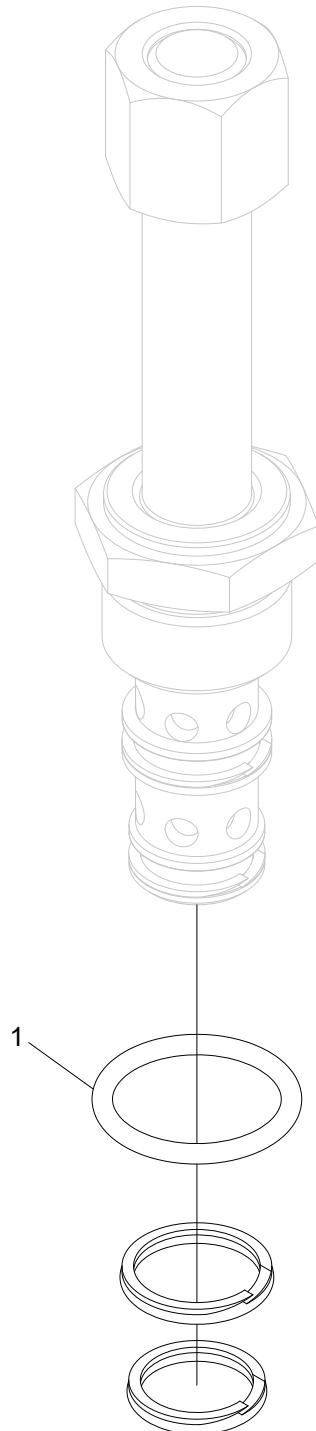
Pressure reducer valve

Structure 619016				
Pos.	Part no.	Quantity	Description	Specification
1	620352	1	Seal kit	



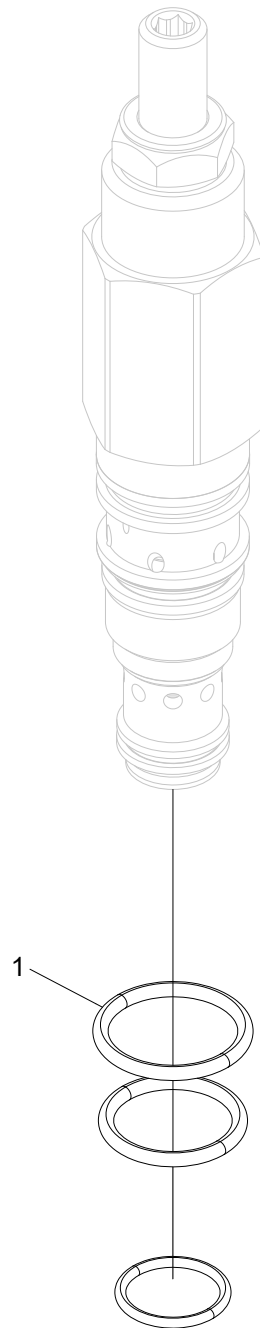
Manifold

Structure 018533				
Pos.	Part no.	Quantity	Description	Specification
1	540036	4	O-ring	6,07x1,78
2	503066	4	Washer	NL5
3	501035	4	Screw	M5x50
4	601260	1	Test point	1/8"
5	612072	1	Directional valve	
6	612137	1	Solenoid	
7	612073	1	Relief valve	
8	613023	1	Orifice	M8x0,8



Directional valve

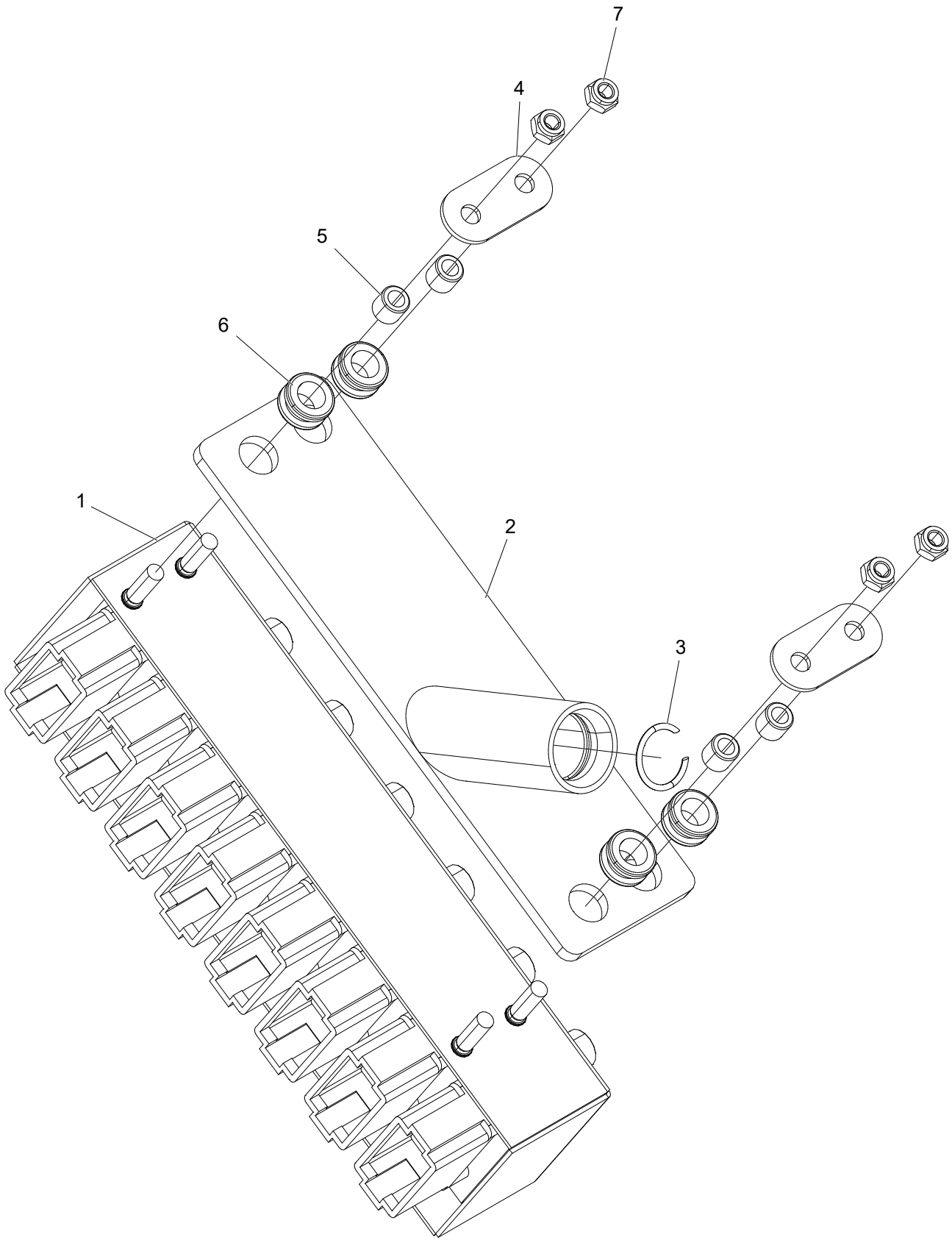
Structure 612072				
Pos.	Part no.	Quantity	Description	Specification
1	612077	1	Seal kit	



Relief valve

Structure 612073				
Pos.	Part no.	Quantity	Description	Specification
1	612074	1	Seal kit	

Control system



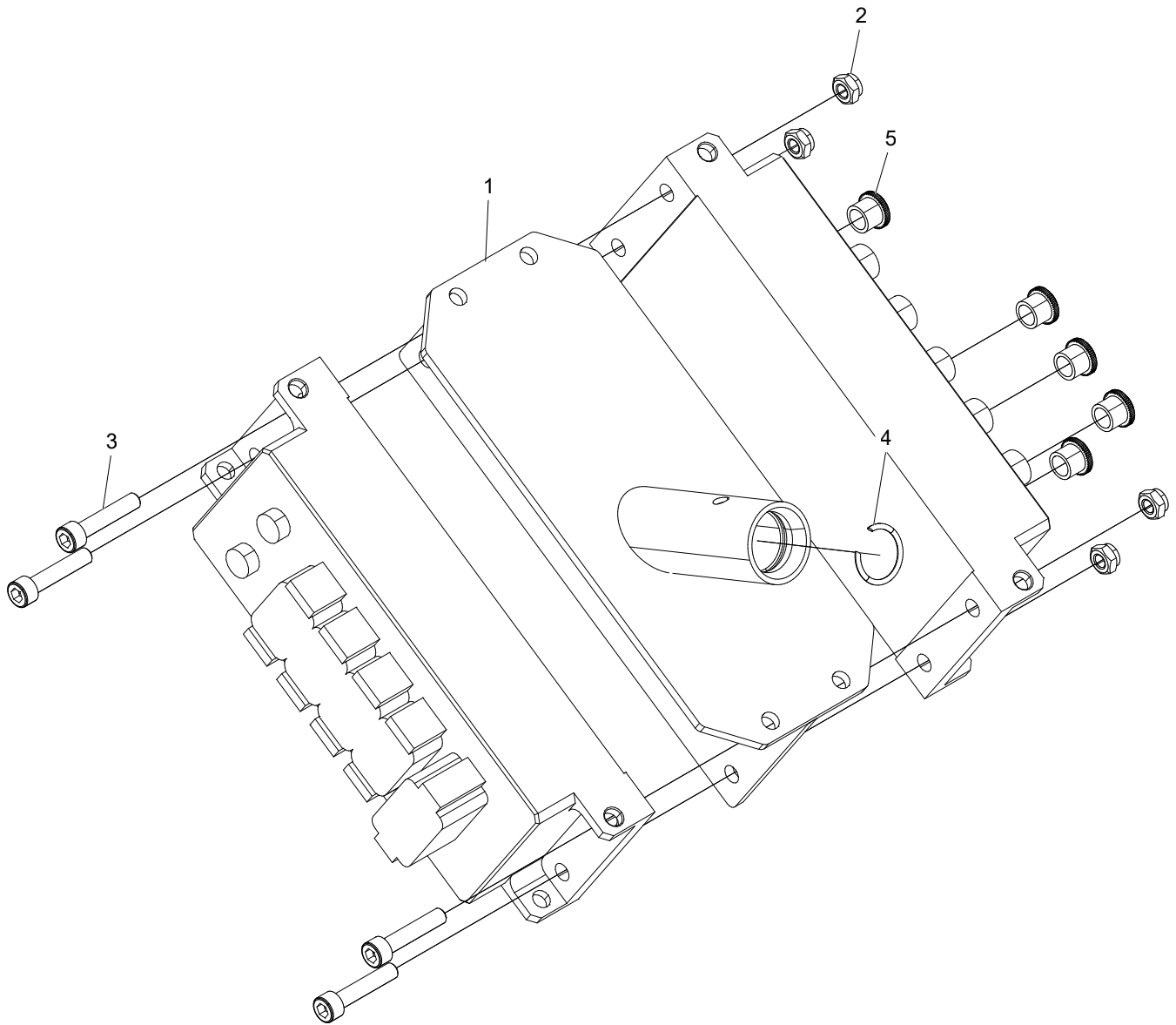
Log Mate 500/510

Structure				
Pos.	Part no.	Quantity	Description	Specification
1	402610-07	1	LHM module	
2	016854	1	Bracket	
3	517004	1	Circlip	
4	016852	2	Washer	
5	402585	4	Spacer	
6	402059	4	Rubber bushing	
7	502053	4	Nut	M6 FZB

Log Mate 500/510 cable list

Structure				
Pos.	Part no.	Quantity	Description	Specification
	672320		Cable 1	
	672321		Cable 2	
	672322		Cable 3	
	672323		Cable 4	
	672324		Cable 5	
	672325		Cable 7	
	672326		Cable 8	
	672327		Cable 9	
	672328		Cable 10	
	672329		Cable 23	
	672441		Cable 34	
	402080		Connector	
	402086		Wedge	
	672330		Cable 6	
	672331		Cable 6	
	672332		Cable 17	
	672333		Cable 17	
	401289		Spool	
	402551		Cable 14	
	672336		Cable 12/13	
	672337		Cable 12/13	
	672338		Cable 20/21	
	672339		Cable 20/21	
	672341		Cable 18	
	672342		Cable 19	
	402065		Wedge	
	402117		Connector	
	402121		Connector	
	402127		Wedge	
	670020		Cable 25+26+32	Del 1
	670016		Calbe 25+26+32	Del 2
	670017		Cable 25+26+32	Del 3
	670019		Cable 32	Del 3

Structure				
Pos.	Part no.	Quantity	Description	Specification
	670018		Cable 25+26	Del 3
	401220		Sensor 15/16	
	K5081000		Sensor 15/16	
	017324		Y-cable 15/16	



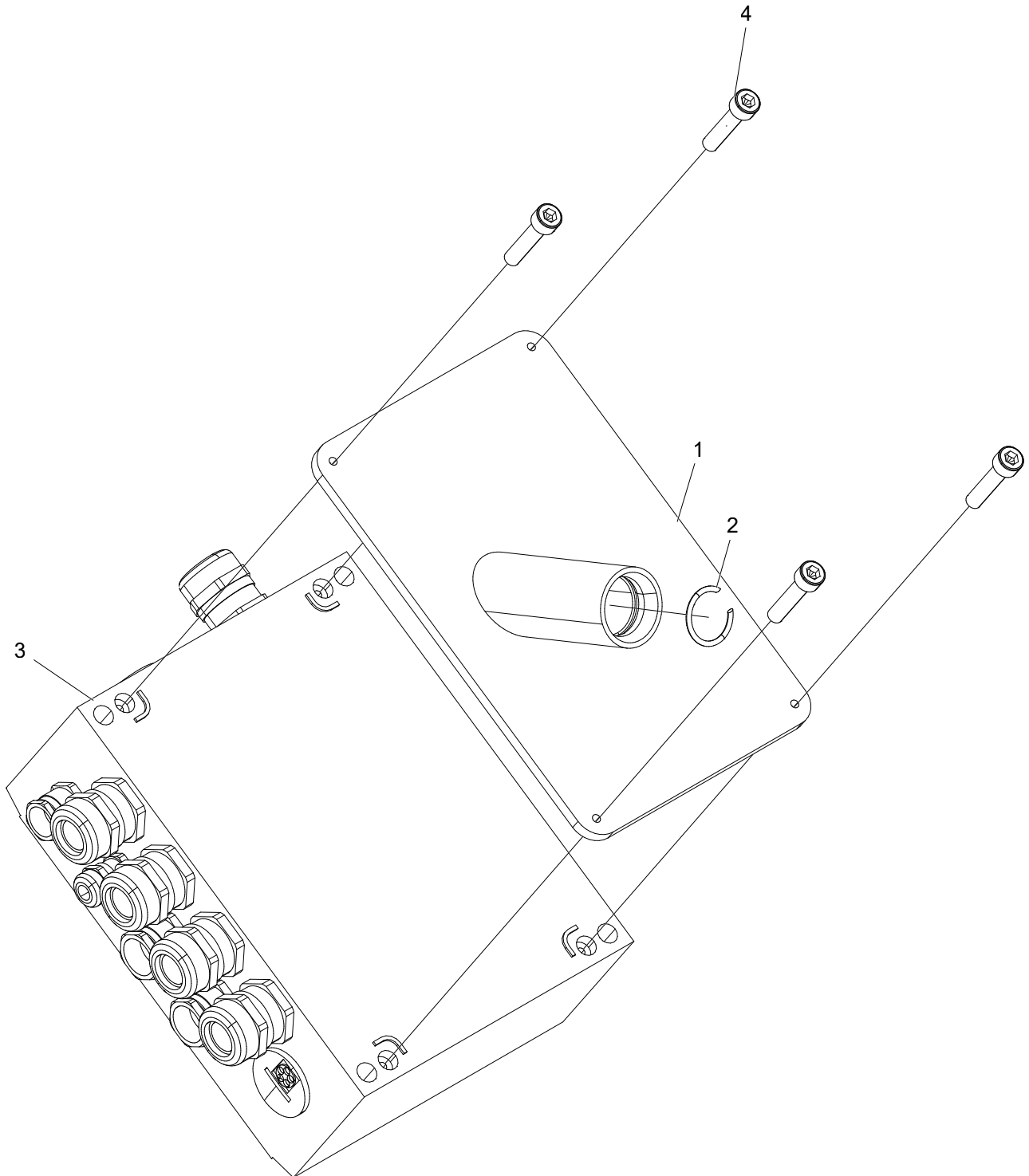
Dasa Forester

Structure				
Pos.	Part no.	Quantity	Description	Specification
1	017555	1	Bracket	
2	502053	4	Nut	M6 FZB
3	501049	4	Screw	M6x30 12.9
4	517004	1	Circlip	
5	401310	5	Cover	M12

Dasa Forester cable list

Structure				
Pos.	Part no.	Quantity	Description	Specification
	672356		Cable 1	
	672357		Cable 2	
	672358		Cable 3	
	672359		Cable 4	
	672360		Cable 5	
	672361		Cable 7	
	672362		Cable 8	
	672363		Cable 9	
	672364		Cable 10	
	672365		Cable 23	
	672442		Cable 34	
	402112		Connector	
	402113		Connector	
	402114		Connector	
	402115		Connector	
	402116		Wedge	
	672366		Cable 6	
	672367		Cable 6	
	672368		Cable 17	
	672369		Cable 17	
	672336		Cable 12/13	
	672372		Cable 12/13	
	401220		Sensor 15/16	
	K5081000		Sensor 15/16	
	017324		Y-cable 15/16	
	672373		Sensor 20/21	
	672374		Sensor 20/21	
	672376		Cable 18	
	672377		Cable 19	
	402065		Wedge	
	402117		Connector	
	402121		Connector	
	402127		Wedge	

Structure				
Pos.	Part no.	Quantity	Description	Specification
	670021		Cable 25+26+32	Del 1
	670016		Cable 25+26+32	Del 2
	670017		Cable 25+26+32	Del 3
	670019		Cable 32	Del 3
	670018		Cable 25+26	Del 3
	672382		Crane cable	
	401289		Spool	
	402554		Cable 14	



Interface

Structure				
Pos.	Part no.	Quantity	Description	Specification
1	014360	1	Bracket	
2	517004	1	Circlip	
3	402205	1	Terminal box	
4	501049	4	Screw	M6x30 12.9

Interface cable list

Structure				
Pos.	Part no.	Quantity	Description	Specification
	672413		Cable 1	
	672414		Cable 2	
	672415		Cable 3	
	672416		Cable 4	
	672417		Cable 5	
	672418		Cable 7	
	672419		Cable 8	
	672420		Cable 9	
	672421		Cable 10	
	672422		Cable 23	
	672443		Cable 34	
	672423		Cable 6	
	672424		Cable 6	
	672425		Cable 17	
	672426		Cable 17	
	672444		Cable 14	
	672336		Cable 12/13	
	672429		Cable 12/13	
	401220		Sensor 15/16	
	K5081000		Sensor 15/16	
	672440		Y-cable 15/16	
	672431		Sensor 20/21	
	672432		Sensor 20/21	
	672434		Cable 18	
	672435		Cable 19	
	402065		Wedge	
	402117		Connector	
	402121		Connector	
	402127		Wedge	
	670022		Cable 25+26+32	Del 1
	670016		Cable 25+26+32	Del 2
	670017		Calbe 25+26+32	Del 3
	670019		Cable 32	Del 3

Structure				
Pos.	Part no.	Quantity	Description	Specification
	670018		Cable 25+26	Del 3
	401289		Spool	

Hose kits

Hose kit Log Max 3000T
General Hose Kit

From Head no. 130051

Language en

Part No. 644200/130051

V. 211014

Crimp. = Crimp diameter | cyl. = cylinder | Ex. = External | L. = Left | Lo. = Lower | Mani. = Manifold
Meas. Wheel = Measuring Wheel | No. = number | Pres. Rating = Pressure Rating | Red. = Reducer | R. = Right
SBR = Saw Bar Rescue | Str. = Straight | Stump treatm. = Stump treatment | Tot. = Total | U. = Upper | WEOPI = WEO Plug-In

Hose no.	Connections		Fittings		Ferrules	Length	Hose type			Note		
	Connection 1	Connection 2	Fitting 1	Fitting 2			Part no.	Total	Size		Part no.	
											Pres. Rating	Standard
615051	Hose guard					600 mm				Roller motor		
615049	Hose guard					400 mm	3/4"					
615020	Felling link cyl.					300 mm						
615020	Protective hose					300 mm						
615020	L. Diameter Encoder					300 mm						
615020	Protective hose					300 mm						
615020	R. Diameter Encoder					300 mm						
644220	L. Manifold SM		ORFS -04 90	601522	601125	166 mm	1/4"	615071				
644221	Test Point SM		ORFS -04 Str.	601521	601125	120 mm	450 bar	EN 857 2SC				
644221	L. Manifold P2		ORFS -04 90	601522	601125	186 mm	1/4"	615071				
644221	Test Point P2		ORFS -04 Str.	601521	601125	140 mm	450 bar	EN 857 2SC				
644226	L. Manifold A43		ORFS -04 90	601522	601125	1106 mm	1/4"	615071				
644227	R. Roller arm cyl. B		ORFS -04 Str.	601521	601125	1060 mm	450 bar	EN 857 2SC				
644227	L. Manifold B41		ORFS -04 90	601522	601125	802 mm	1/4"	615071	90°			
644228	R. Roller arm cyl. A		ORFS -04 45	601525	601125	740 mm	450 bar	EN 857 2SC				
644228	L. Manifold A42		ORFS -04 90	601522	601125	736 mm	1/4"	615071				
644228	L. Roller arm cyl. B		ORFS -04 Str.	601521	601125	690 mm	450 bar	EN 857 2SC				
644229	L. Manifold B43		ORFS -04 90	601522	601125	442 mm	1/4"	615071				
644233	L. Roller arm cyl. A		ORFS -04 45	601525	601125	380 mm	450 bar	EN 857 2SC				
644233	L. Manifold B2		ORFS -04 90	601522	601125	856 mm	1/4"	615071				
644233	Lo. Knife cyl. B		ORFS -04 Str.	601521	601125	810 mm	450 bar	EN 857 2SC				

Hose kit Log Max 3000T

Language **en**

General Hose Kit

Part No. **644200/130051**

From Head no. 130051

V. 211014

Crimp. = Crimp diameter | cyl. = cylinder | Ex. = External | L. = Left | Lo. = Lower | Mani. = Manifold
 Meas. Wheel = Measuring Wheel | No. = number | Pres. Rating = Pressure Rating | Red. = Reducer | R. = Right
 SBR = Saw Bar Rescue | Str. = Straight | Stump treatm. = Stump treatment | Tot. = Total | U. = Upper | WEOPI = WEO Plug-In

Hose no.	Connections		Fittings		Ferrules Part no.	Length Total Cut	Hose type			Note
	Connection 1	Connection 2	Fitting 1	Part no.			Size	Pres. Rating	Part no. Standard	
			Fitting 2	Part no.						
644235	L. Manifold A33		ORFS -04 90	601522	601125	816 mm	1/4"	615071		
	Felling link cyl. A		ORFS -04 Str.	601521	601125	770 mm	450 bar	EN 857 2SC		
644236	L. Manifold B3		ORFS -04 90	601522	601125	846 mm	1/4"	615071		
	Felling link cyl. B		ORFS -04 Str.	601521	601125	800 mm	450 bar	EN 857 2SC		
644237	Air bleed oil tank		BSP -04 Banjo	601149	601125	773 mm	1/4"	615071		
			ORFS -04 Str. Ex.	601524	601125	720 mm	450 bar	EN 857 2SC		
644328	R. Manifold S2 A		ORFS -04 45	601525	601125	358 mm	1/4"	615071		
	L. Knife cyl. A		ORFS -04 Str.	601521	601125	300 mm	450 bar	EN 857 2SC		
644330	R. Manifold S2 B		ORFS -04 Str.	601521	601125	521 mm	1/4"	615071		
	L. Knife cyl. B		ORFS -04 Str.	601521	601125	480 mm	450 bar	EN 857 2SC		
644331	R. Manifold S2 B		ORFS -04 90	601522	601125	616 mm	1/4"	615071		
	R. Knife cyl. B		ORFS -04 Str.	601521	601125	570 mm	450 bar	EN 857 2SC		
644345	R. Manifold S1 PM2		BSP -04 90	601160	601125	760 mm	1/4"	615071	130°	
	L. Manifold PS		BSP -04 90	601160	601125	700 mm	450 bar	EN 857 2SC		
644346	L. Manifold A51		BSP -04 90	601170	601125	490 mm	1/4"	615071	65°	
	Accumulator		BSP -06 90	601533	601125	440 mm	450 bar	EN 857 2SC		
644351	L. Manifold A2		ORFS -04 90	601522	601125	960 mm	1/4"	615071		
	Lo. Knife cyl. A		ORFS -04 Str.	601521	601125	900 mm	450 bar	EN 857 2SC		
644352	R. Manifold S2 A		ORFS -04 45	601525	601125	540 mm	1/4"	615071		
	R. Knife cyl. A		ORFS -04 Str.	601521	601125	480 mm	450 bar	EN 857 2SC		
644353	Accumulator		BSP -06 Str.	601526	601125	800 mm	1/4"	615071		
	Meas. Wheel cyl. B		BSP -04 Str.	601150	601125	750 mm	450 bar	EN 857 2SC		

Hose kit Log Max 3000T
General Hose Kit
From Head no. 130051

Language **en**
Part No. **644200/130051**
V. 211014

Crimp. = Crimp diameter | cyl. = cylinder | Ex. = External | L. = Left | Io. = Lower | Mani. = Manifold
Meas. Wheel = Measuring Wheel | No. = number | Pres. Rating = Pressure Rating | Red. = Reducer | R. = Right
SBR = Saw Bar Rescue | Str. = Straight | Stump treatm. = Stump treatment | Tot. = Total | U. = Upper | WEOPI = WEO Plug-In

Hose no.	Connections		Fittings		Ferrules	Length	Hose type			Note	
	Connection 1	Connection 2	Fitting 1	Fitting 2			Part no.	Size	Part no.		
									Pres. Rating		Standard
644241	L. Manifold B42		ORFS -06 90		601542	601121	244 mm	3/8"	615072		
	Accumulator		ORFS -06 45		601545	601121	170 mm	385 bar	EN 857 2SC		
644243	R. Roller motor 1		ORFS -06 90		601542	601121	395 mm	3/8"	615072		
	R. Manifold S1 DR1		BSP -06 Banjo		601148	601121	340 mm	385 bar	EN 857 2SC		
644248	Meas. Wheel		ORFS -06 Str.		601541	601121	420 mm	3/8"	615072	Crimp. 21	
	R. Tie down strap					601121	400 mm	385 bar	EN 857 2SC		
644348	L. Manifold B5		BSP -04 Banjo		601136	601121	1000 mm	3/8"	615072		
	Meas. Wheel cyl. A		BSP -06 Str.		601151	601121	950 mm	385 bar	EN 857 2SC		
644349	L. Manifold DR		ORFS -06 Str.		601541	601121	375 mm	3/8"	615072		
	R. Manifold S1 DR2		ORFS -06 45		601545	601121	310 mm	385 bar	EN 857 2SC		
644350	R. Manifold S1 DR2		ORFS -06 45		601545	601121	700 mm	3/8"	615072		
	L. Roller motor 1		ORFS -06 90		601542	601121	620 mm	385 bar	EN 857 2SC		
644231	R. Manifold S1 PR		ORFS -08 90		601098	601122	304 mm	1/2"	615073		
	L. Manifold P3		ORFS -08 45		601114	601122	220 mm	345 bar	EN 857 2SC		
644232	R. Manifold S1 T3		ORFS -08 90		601098	601122	784 mm	1/2"	615073		
	L. Manifold T5		ORFS -08 45		601114	601122	700 mm	345 bar	EN 857 2SC		
644244	R. Manifold S3 A		ORFS -08 90		601098	601122	820 mm	1/2"	615073	30°	
	L. Roller motor L		ORFS -08 90		601098	601122	740 mm	345 bar	EN 857 2SC		
644245	R. Manifold S3 B		ORFS -08 90		601098	601122	800 mm	1/2"	615073	35°	
	L. Roller motor R		ORFS -08 90		601098	601122	720 mm	345 bar	EN 857 2SC		
644246	R. Manifold S3 A		ORFS -08 Str.		601099	601122	549 mm	1/2"	615073		
	R. Roller motor R		ORFS -08 90		601098	601122	480 mm	345 bar	EN 857 2SC		

Hose kit Log Max 3000T

Language **en**

General Hose Kit

Part No. **644200/130051**

From Head no. 130051

V. 211014

Crimp. = Crimp diameter | cyl. = cylinder | Ex. = External | L. = Left | Lo. = Lower | Mani. = Manifold
 Meas. Wheel = Measuring Wheel | No. = number | Pres. Rating = Pressure Rating | Red. = Reducer | R. = Right
 SBR = Saw Bar Rescue | Str. = Straight | Stump treatm. = Stump treatment | Tot. = Total | U. = Upper | WEOPI = WEO Plug-In

Hose no.	Connections		Fittings		Ferrules		Length		Hose type			Note
	Connection 1	Connection 2	Fitting 1	Part no.	Part no.	Total	Cut	Size	Pres. Rating	Part no.	Standard	
			Fitting 2									
644247	R. Manifold S3 B		ORFS -08 Str.	601099	601122	589 mm		1/2"		615073		
	R. Rollier motor L		ORFS -08 90	601098	601122	520 mm		345 bar		EN 857 2SC		

Hose kit Log Max 3000T
Saw 218 - 19cc
From Head no. 130007

Language **en**
Part No. **644202/130007**
V. 211014

Crimp. = Crimp diameter | cyl. = cylinder | Ex. = External | L. = Left | Lo. = Lower | Mani. = Manifold
Meas. Wheel = Measuring Wheel | No. = number | Pres. Rating = Pressure Rating | Red. = Reducer | R. = Right
SBR = Saw Bar Rescue | Str. = Straight | Stump treatm. = Stump treatment | Tot. = Total | U. = Upper | WEOPI = WEO Plug-In

Hose no.	Connections		Fittings		Ferrules	Length	Hose type			Note	
	Connection 1	Connection 2	Fitting 1	Fitting 2			Part no.	Total	Size		Part no.
644250	Easy-Greasy		ORFS -04 45		601525	601539	552 mm	1/4"	615091	180°	
	Saw motor R		ORFS -04 90		601522	601539	490 mm	290 bar	EN 857 1SC		
644251	Grease hole frame		ORFS -04 Str.		601521	601539	346 mm	1/4"	615091		
	Saw motor T		ORFS -04 90		601522	601539	300 mm	290 bar	EN 857 1SC		
644255	L. Manifold B1		ORFS -06 90		601542	601121	1201 mm	3/8"	615072		
	Saw bar feed cyl. A		ORFS -06 Str.		601541	601121	1150 mm	385 bar	EN 857 2SC		
644256	L. Manifold A1		ORFS -06 90		601543	601121	1463 mm	3/8"	615072		
	Saw bar feed cyl. B		ORFS -06 Str.		601541	601121	1410 mm	385 bar	EN 857 2SC		
644257	R. Manifold S1 DR4		ORFS -06 90		601542	601121	1562 mm	3/8"	615072		
	Saw motor D		ORFS -06 90		601542	601121	1500 mm	385 bar	EN 857 2SC		
644252	R. Manifold S1 Psaw		ORFS -12 45°		601377	601371	506 mm	3/4"	615005		
	Saw motor valve P		ORFS -12 Str.		601284	601371	400 mm	375 bar	EN 857 2SC		
644253	Saw motor valve SP		ORFS -12 45°		601377	601371	386 mm	3/4"	615005		
	Saw motor A		ORFS -12 Str.		601284	601371	280 mm	375 bar	EN 857 2SC		
644254	R. Manifold S1 T4		ORFS -12 Str.		601284	601123	1339 mm	3/4"	615074		
	Saw motor B		ORFS -12 90°		601394	601123	1240 mm	280 bar	EN 857 2SC		

Hose kit Log Max 3000T

Language **en**

Rotator control

Part No. **644203/130001**

From Head no. 130001

V. 211014

Crimp. = Crimp diameter | cyl. = cylinder | Ex. = External | L. = Left | Lo. = Lower | Mani. = Manifold
 Meas. Wheel = Measuring Wheel | No. = number | Pres. Rating = Pressure Rating | Red. = Reducer | R. = Right
 SBR = Saw Bar Rescue | Str. = Straight | Stump treatm. = Stump treatment | Tot. = Total | U. = Upper | WEOPI = WEO Plug-In

Hose no.	Connections		Fittings		Ferrules	Length	Hose type			Note	
	Connection 1	Connection 2	Fitting 1	Part no.			Part no.	Size	Pres. Rating		Standard
			Fitting 2	Part no.							
644271	Manifold A		BSP -04 Banjo	601149	601125	293 mm	1/4"	615071			
	Rotator A		BSP -04 Banjo	601149	601125	240 mm	450 bar	EN 857 2SC			
644272	Manifold B		BSP -04 Banjo	601149	601125	293 mm	1/4"	615071			
	Rotator B		BSP -04 Banjo	601149	601125	240 mm	450 bar	EN 857 2SC			
644273	Manifold P		ORFS -06 Str.	601541	601121	1874 mm	3/8"	615072			
	R. Manifold S1 PM3		BSP -06 Banjo	601148	601121	1830 mm	385 bar	EN 857 2SC			
644274	Manifold T		ORFS -06 Str.	601541	601121	2151 mm	3/8"	615072			
	R. Manifold S1 T5		ORFS -06 90	601542	601121	2100 mm	385 bar	EN 857 2SC			
644275	Protective hose		ORFS -06 Str.	601541	601121	1780 mm	3/8"	615072	Crimp. 20,7		
	Electric cable		ORFS -06 Str.	601541	601121	1740 mm	385 bar	EN 857 2SC			
615055	Hose guard					350 mm	1/2"				
	Rotator A										
615055	Hose guard					350 mm	1/2"				
	Rotator B										
615050	Hose guard					3000 mm	1"				
	Other hoses										

Hose kit Log Max 3000T

Saw 318 - 19cc

From Head no. 130001

Language **en**

Part No. **644204/130001**

V. 211014

Crimp. = Crimp diameter | cyl. = cylinder | Ex. = External | L. = Left | Lo. = Lower | Mani. = Manifold
 Meas. Wheel = Measuring Wheel | No. = number | Pres. Rating = Pressure Rating | Red. = Reducer | R. = Right
 SBR = Saw Bar Rescue | Str. = Straight | Stump treatm. = Stump treatment | Tot. = Total | U. = Upper | WEOPI = WEO Plug-In

Hose no.	Connections		Fittings		Ferrules	Length	Hose type			Note		
	Connection 1	Connection 2	Fitting 1	Fitting 2			Part no.	Total	Size		Hose type	
											Part no.	Standard
644250	Easy-Greasy		ORFS -04 45		601539	552 mm	1/4"	615091				
	Saw motor R		ORFS -04 90		601539	490 mm	290 bar	EN 857 1SC				
644251	Grease hole frame		ORFS -04 Str.		601539	346 mm	1/4"	615091				
	Saw motor T		ORFS -04 90		601539	300 mm	290 bar	EN 857 1SC				
644252	R. Manifold S1 Psaw		ORFS -12 45°		601371	506 mm	3/4"	615005				
	Saw motor valve P		ORFS -12 Str.		601371	400 mm	375 bar	EN 857 2SC				
644253	Saw motor valve SP		ORFS -12 45°		601371	386 mm	3/4"	615005				
	Saw motor A		ORFS -12 Str.		601371	280 mm	375 bar	EN 857 2SC				
644254	R. Manifold S1 T4		ORFS -12 Str.		601123	1339 mm	3/4"	615074				
	Saw motor B		ORFS -12 90°		601123	1240 mm	280 bar	EN 857 2SC				
644255	L. Manifold B1		ORFS -06 90		601121	1201 mm	3/8"	615072				
	Saw bar feed cyl. A		ORFS -06 Str.		601121	1150 mm	385 bar	EN 857 2SC				
644256	L. Manifold A1		ORFS -06 90		601121	1463 mm	3/8"	615072				
	Saw bar feed cyl. B		ORFS -06 Str.		601121	1410 mm	385 bar	EN 857 2SC				
644258	Saw motor D		ORFS -06 90		601121	162 mm	3/8"	615072	270°			
	Red. Manifold DR2		ORFS -06 90		601121	100 mm	385 bar	EN 857 2SC				
644260	R. Manifold S1 PS1		ORFS -04 90		601539	1192 mm	1/4"	615091				
	Red. Manifold PS		ORFS -04 45		601539	1130 mm	290 bar	EN 857 1SC				
644261	Red. Manifold PCT		ORFS -04 90		601539	350 mm	1/4"	615091				
	Saw motor S		ORFS -04 90		601539	300 mm	290 bar	EN 857 1SC				
644262	Red. Manifold DR1		ORFS -06 Str.		601121	1221 mm	3/8"	615072				
	R. Manifold S1 DR4		ORFS -06 90		601121	1170 mm	385 bar	EN 857 2SC				

Hose kit Log Max 3000T

Saw 318 True-Cut

From Head no. 130014

Language **en**

Part No. **644205/130014**

V. 211014

Crimp. = Crimp diameter | cyl. = cylinder | Ex. = External | L. = Left | Lo. = Lower | Mani. = Manifold
Meas. Wheel = Measuring Wheel | No. = number | Pres. Rating = Pressure Rating | Red. = Reducer | R. = Right
SBR = Saw Bar Rescue | Str. = Straight | Stump treatm. = Stump treatment | Tot. = Total | U. = Upper | WEOPI = WEO Plug-In

Hose no.	Connections		Fittings		Ferrules Part no.	Length Total Cut	Hose type			Note	
	Connection 1	Connection 2	Fitting 1	Fitting 2			Part no.	Size	Hose type		
									Pres. Rating		Standard
644258	Saw motor D	ORFS -06 90	601542	601542	601121	162 mm	3/8"	615072	270°		
							Red. Manifold DR2	ORFS -06 90	601542	601121	100 mm
644260	R. Manifold S1 PS1	ORFS -04 90	601522	601522	601539	1192 mm	1/4"	615091			
							Red. Manifold PS	ORFS -04 45	601525	601539	1130 mm
644261	Red. Manifold PCT	ORFS -04 90	601522	601522	601539	350 mm	1/4"	615091			
							Saw motor S	ORFS -04 90	601522	601539	300 mm
644276	Easy-Greasy	ORFS -04 90	601522	601522	601539	540 mm	1/4"	615091			
							Saw motor R	ORFS -04 90	601522	601539	490 mm
644282	R. Manifold S1 Psaw	ORFS -12 45°	601377	601377	601371	946 mm	3/4"	615005			
							Saw motor A	ORFS -12 Str.	601284	601371	840 mm
644283	R. Manifold S1 T4	ORFS -12 Str.	601284	601284	601123	1259 mm	3/4"	615074			
							Saw motor B	ORFS -12 90°	601394	601123	1160 mm
644313	SBR Manifold E	ORFS -06 45	601545	601545	601121	333 mm	3/8"	615072			
							Saw motor E	ORFS -06 Str.	601541	601121	270 mm
644314	Saw motor F	ORFS -06 90	601543	601543	601121	1683 mm	3/8"	615072			
							Saw bar feed cyl. B	ORFS -06 Str.	601541	601121	1630 mm
644315	SBR Manifold DR1	ORFS -06 90	601542	601542	601121	641 mm	3/8"	615072			
							Tensioner mani. DR1	ORFS -06 Str.	601541	601121	590 mm
644316	SBR Manifold DR1	ORFS -06 90	601542	601542	601121	682 mm	3/8"	615072			
							Tensioner mani. DR1	ORFS -06 90	601542	601121	620 mm
644317	SBR Manifold A	ORFS -06 45	601545	601545	601121	1003 mm	3/8"	615072			
							Saw bar feed cyl. A	ORFS -06 Str.	601541	601121	940 mm

Hose kit Log Max 3000T
Saw 318 True-Cut

From Head no. 130014

Language **en**
Part No. **644205/130014**

V. 211014

Crimp. = Crimp diameter | cyl. = cylinder | Ex. = External | L. = Left | Lo. = Lower | Mani. = Manifold
 Meas. Wheel = Measuring Wheel | No. = number | Pres. Rating = Pressure Rating | Red. = Reducer | R. = Right
 SBR = Saw Bar Rescue | Str. = Straight | Stump treatm. = Stump treatment | Tot. = Total | U. = Upper | WEOPI = WEO Plug-In

Hose no.	Connections		Fittings		Ferrules		Length		Hose type			Note
	Connection 1	Connection 2	Fitting 1	Fitting 2	Part no.	Part no.	Total	Cut	Size	Pres. Rating	Part no.	
644318	Grease hole frame		ORFS -04 Str.		601521	601539	346 mm	346 mm	1/4"		615091	
	Saw motor T		ORFS -04 90		601522	601539	300 mm	300 mm	290 bar		EN 857 1SC	Hose guard

Hose kit Log Max 3000T

Language **en**

Saw 218 True-Cut

Part No. **644206/130005**

From Head no. 130005

V. 211014

Crimp. = Crimp diameter | cyl. = cylinder | Ex. = External | L. = Left | Lo. = Lower | Mani. = Manifold
 Meas. Wheel = Measuring Wheel | No. = number | Pres. Rating = Pressure Rating | Red. = Reducer | R. = Right
 SBR = Saw Bar Rescue | Str. = Straight | Stump treatm. = Stump treatment | Tot. = Total | U. = Upper | WEOPI = WEO Plug-In

Hose no.	Connections		Fittings		Ferrules	Length	Hose type		Note
	Connection 1	Connection 2	Fitting 1	Fitting 2			Part no.	Part no.	
644325			ORFS -06 90		601542	Total			
			ORFS -06 90		601542	Cut	62 mm	3/8"	615072
								385 bar	EN 857 2SC

Hose kit Log Max 3000T
Multi-stemming Kit
From Head no. 130015

Language **en**
Part No. **644207/130015**
V. 211014

Crimp. = Crimp diameter | cyl. = cylinder | Ex. = External | L. = Left | Lo. = Lower | Mani. = Manifold
Meas. Wheel = Measuring Wheel | No. = number | Pres. Rating = Pressure Rating | Red. = Reducer | R. = Right
SBR = Saw Bar Rescue | Str. = Straight | Stump treatm. = Stump treatment | Tot. = Total | U. = Upper | WEOPI = WEO Plug-In

Hose no.	Connections		Fittings		Ferrules Part no.	Length Total Cut	Hose type			Note	
	Connection 1	Connection 2	Fitting 1	Fitting 2			Part no.	Size	Pres. Rating		Standard
644273	Manifold P		ORFS -06 Str.		601541	1874 mm	3/8"	615072			
	R. Manifold S1 PM3		BSP -06 Banjo		601148	1830 mm	385 bar	EN 857 2SC			
644274	Manifold T		ORFS -06 Str.		601541	2151 mm	3/8"	615072			
	R. Manifold S1 T5		ORFS -06 90		601542	2100 mm	385 bar	EN 857 2SC			
644275	Protective hose		ORFS -06 Str.		601541	1780 mm	3/8"	615072			
	Electric cable		ORFS -06 Str.		601541	1740 mm	385 bar	EN 857 2SC			
644307	Manifold AA2		BSP -04 Banjo		601149	313 mm	1/4"	615071			
	L. Cylinder A		BSP -04 Banjo		601149	260 mm	450 bar	EN 857 2SC			
644308	Manifold AB2		ORFS -04 Str.		601521	467 mm	1/4"	615071			
	L. Cylinder B		BSP -04 Banjo		601149	420 mm	450 bar	EN 857 2SC			
644309	Manifold AA1		BSP -04 Banjo		601149	342 mm	1/4"	615071			
	R. Cylinder A		ORFS -04 90		601522	290 mm	450 bar	EN 857 2SC			
644310	Manifold AB1		ORFS -04 Str.		601521	426 mm	1/4"	615071			
	R. Cylinder B		ORFS -04 90		601522	380 mm	450 bar	EN 857 2SC			
644311	Manifold RB		BSP -04 Banjo		601149	272 mm	1/4"	615071			
	Rotator A (L)		ORFS -04 90		601522	220 mm	450 bar	EN 857 2SC			
644312	Manifold RA		BSP -04 Banjo		601149	232 mm	1/4"	615071			
	Rotator B (R)		ORFS -04 90		601522	180 mm	450 bar	EN 857 2SC			

Hose kit Log Max 3000T

Language **en**

Multi-stemming Kit

Part No. **644208/130035**

From Head no. 130035

V. 211014

Crimp. = Crimp diameter | cyl. = cylinder | Ex. = External | L. = Left | Lo. = Lower | Mani. = Manifold
 Meas. Wheel = Measuring Wheel | No. = number | Pres. Rating = Pressure Rating | Red. = Reducer | R. = Right
 SBR = Saw Bar Rescue | Str. = Straight | Stump treatm. = Stump treatment | Tot. = Total | U. = Upper | WEOPI = WEO Plug-In

Hose no.	Connections		Fittings		Ferrules	Length	Hose type			Note	
	Connection 1	Connection 2	Fitting 1	Part no.			Total	Size	Part no.		Standard
			Fitting 2								
644332	Manifold B		ORFS -04 Str.	601521	601125	427 mm	1/4"	615071			
	L. Cylinder A		BSP -04 Banjo	601149	601125	380 mm	450 bar	EN 857 2SC			
644333	Manifold A		ORFS -04 Str.	601521	601125	631 mm	1/4"	615071			
	L. Cylinder B		ORFS -04 Str.	601521	601125	590 mm	450 bar	EN 857 2SC			
644334	Manifold B		ORFS -04 90	601522	601125	182 mm	1/4"	615071			
	R. Cylinder A		BSP -04 Banjo	601149	601125	130 mm	450 bar	EN 857 2SC			
644335	Manifold A		ORFS -04 90	601522	601125	356 mm	1/4"	615071			
	R. Cylinder B		ORFS -04 Str.	601521	601125	310 mm	450 bar	EN 857 2SC			
644275	Protective hose		ORFS -06 Str.	601541	601121	1780 mm	3/8"	615072			
	Electric cable		ORFS -06 Str.	601541	601121	1740 mm	385 bar	EN 857 2SC			
644336	R. Manifold S1 PM3		BSP -06 Banjo	601148	601121	1844 mm	3/8"	615072			
	Manifold P2		ORFS -06 Str.	601541	601121	1800 mm	385 bar	EN 857 2SC			
644337	R. Manifold T5		ORFS -06 90	601542	601121	2201 mm	3/8"	615072			
	Manifold T2		ORFS -06 Str.	601541	601121	2150 mm	385 bar	EN 857 2SC			

Hose kit Log Max 3000T
Color marking equipment

From Head no. 130017

Language **en**

Part No. **644210/130017**

V. 211014

Crimp. = Crimp diameter | cyl. = cylinder | Ex. = External | L. = Left | Lo. = Lower | Mani. = Manifold
 Meas. Wheel = Measuring Wheel | No. = number | Pres. Rating = Pressure Rating | Red. = Reducer | R. = Right
 SBR = Saw Bar Rescue | Str. = Straight | Stump treatm. = Stump treatment | Tot. = Total | U. = Upper | WEOPI = WEO Plug-In

Hose no.	Connections		Fittings		Ferrules	Length	Hose type			Note
	Connection 1	Connection 2	Fitting 1	Fitting 2			Part no.	Size	Part no.	
615055	Hose guard					Total Cut	1200 mm	1/2"		
644319	L. Manifold PM		BSP -02 Banjo		601531	1155 mm	1/4"	615091	EN 857 1SC	90°
	Color Pump P		ORFS -04 90		601522	1130 mm	290 bar			
644320	R. Manifold S1 DR5		BSP -02 Banjo		601531	1525 mm	1/4"	615091		137°
	Color Pump DR		ORFS -04 90		601522	1500 mm	290 bar	EN 857 1SC		
644321	L. Color tank		BSP -04 Banjo		601149	1862 mm	1/4"	615091		90°
	Color Pump C1T		ORFS -04 90		601522	1810 mm	290 bar	EN 857 1SC		
644322	R. Color tank		BSP -04 Banjo		601149	1752 mm	1/4"	615091		90
	Color Pump C2T		ORFS -04 90		601522	1700 mm	290 bar	EN 857 1SC		
644323	Color Pump C1P		ORFS -04 90		601522	732 mm	1/4"	615091		30°
	Color Block 1		ORFS -04 45		601525	670 mm	290 bar	EN 857 1SC		
644324	Color Pump C2P		ORFS -04 90		601522	692 mm	1/4"	615091		30°
	Color Block 2		ORFS -04 45		601525	630 mm	290 bar	EN 857 1SC		

Hose kit Log Max 3000T
Stump treatment Saw 218

Language en
Part No. 644211/130037
V. 211014

From Head no. 130037

Crimp. = Crimp diameter | cyl. = cylinder | Ex. = External | L. = Left | Lo. = Lower | Mani. = Manifold
Meas. Wheel = Measuring Wheel | No. = number | Pres. Rating = Pressure Rating | Red. = Reducer | R. = Right
SBR = Saw Bar Rescue | Str. = Straight | Stump treatm. = Stump treatment | Tot. = Total | U. = Upper | WEOPI = WEO Plug-In

Hose no.	Connections		Fittings		Ferrules	Length	Hose type			Note	
	Connection 1	Connection 2	Fitting 1	Part no.			Total	Size	Part no.		Hose guard
			Fitting 2								
644269	Stump treatm. 1		ORFS -04 Str.	601521	601125	1146 mm	1/4"	615071			
	Swivel		ORFS -04 90	601522	601125	1100 mm	450 bar	EN 857 2SC			
644326	Swivel		ORFS -04 90	601522	601125	640 mm	1/4"	615071	180°		
	Saw unit		ORFS -04 90	601522	601125	580 mm	450 bar	EN 857 2SC	615060	535 mm	

Hose kit Log Max 3000T
Stump treatment Saw 318
From Head no. 130036

Language **en**
Part No. **644212/130036**
V. 211014

Crimp. = Crimp diameter | cyl. = cylinder | Ex. = External | L. = Left | Lo. = Lower | Mani. = Manifold
Meas. Wheel = Measuring Wheel | No. = number | Pres. Rating = Pressure Rating | Red. = Reducer | R. = Right
SBR = Saw Bar Rescue | Str. = Straight | Stump treatm. = Stump treatment | Tot. = Total | U. = Upper | WEOPI = WEO Plug-In

Hose no.	Connections		Fittings		Ferrules	Length	Hose type			Note
	Connection 1	Connection 2	Fitting 1	Fitting 2			Part no.	Size	Part no.	
644269	Stump treatm. 1		ORFS -04 Str.		601125	Total Cut	1146 mm	1/4"	615071	
	Swivel		ORFS -04 90		601125	1100 mm	450 bar	EN 857 2SC		
644327	Swivel		ORFS -04 90		601125	640 mm	1/4"	615071	180°	
	Saw unit		ORFS -04 45		601125	580 mm	450 bar	EN 857 2SC	615060 535 mm	

Hose kit Log Max 3000T

Language **en**

Crane kit Rottne

Part No. **644213/130011**

From Head no. 240026

V. 211014

Crimp. = Crimp diameter | cyl. = cylinder | Ex. = External | L. = Left | Lo. = Lower | Mani. = Manifold

Meas. Wheel = Measuring Wheel | No. = number | Pres. Rating = Pressure Rating | Red. = Reducer | R. = Right

SBR = Saw Bar Rescue | Str. = Straight | Stump treatm. = Stump treatment | Tot. = Total | U. = Upper | WEOPI = WEO Plug-In

Hose no.	Connections		Fittings		Ferrules	Length	Hose type			Note	
	Connection 1	Connection 2	Fitting 1	Part no.			Size	Pres. Rating	Part no.		Standard
			Fitting 2	Part no.							
644301	R. Manifold P		ORFS -12 Str.	601284	601371		3/4"		615083		
	Crane		BSP -12 Str.	601153	601371	2650 mm	345 bar	SAE 100 R13			
644302	R. Manifold T		ORFS -12 Str.	601284	601371		3/4"		615083		
	Crane		BSP -16 Str.	601390	601371	2650 mm	345 bar	SAE 100 R13			
644303	R. Manifold DR		ORFS -10 Str.	601566	601130		1/2"		615035		
	Crane		BSP -06 Str.	601231	601130	2670 mm	470 bar	EN 857 2SC			
644304	Stump treatm.		ORFS -04 Str.	601521	601125	2550 mm	1/4"		615071		
	Crane		BSP -04 Str.	601150	601125	2500 mm	450 bar	EN 857 2SC			

Hose kit Log Max 3000T

Crane kit EcoLog

From Head no. 130035

Language **en**

Part No. **644214/130035**

V. 211014

Crimp. = Crimp diameter | cyl. = cylinder | Ex. = External | L. = Left | Lo. = Lower | Mani. = Manifold
 Meas. Wheel = Measuring Wheel | No. = number | Pres. Rating = Pressure Rating | Red. = Reducer | R. = Right
 SBR = Saw Bar Rescue | Str. = Straight | Stump treatm. = Stump treatment | Tot. = Total | U. = Upper | WEOPI = WEO Plug-In

Hose no.	Connections		Fittings		Ferrules	Length	Hose type			Note	
	Connection 1	Connection 2	Fitting 1	Fitting 2			Part no.	Total	Size		Part no.
644338	R. Manifold P		ORFS -12 Str.		601284	601371	3/4"	615083	615083	Marked P	
	Crane		BSP -16 Str.		601390	601371	345 bar	SAE 100 R13			
644339	R. Manifold T		ORFS -12 Str.		601284	601371	3/4"	615083	615083	Marked T	
	Crane		BSP -16 Str.		601390	601371	345 bar	SAE 100 R13			
644340	R. Manifold DR		ORFS -10 Str.		601566	601130	1/2"	615035	615035	Marked DR	
	Crane		BSP -08 Str.		601152	601130	470 bar	EN 857 2SC			
644341	Stump treatm.		ORFS -04 Str.		601194	601125	1/4"	615071	615071	Marked STUMP	
	Crane		BSP -04 Str.		601150	601125	450 bar	EN 857 2SC			
644344	Adapter Grease		ORFS -04 Str.		601194	601125	1/4"	615071	615071	Marked Grease	
	Crane		BSP -04 Str.		601150	601125	450 bar	EN 857 2SC			
649132	Crane		BSP -12 Str.		601153	601371	3/4"	615083	615083	Marked EL	
	Bracket frame		ORFS -12 Str.		601284	601371	345 bar	SAE 100 R13			

Hose kit Log Max 3000T

Language **en**

Universal kit

Part No. **644215/XXXXXX**

From Head no. 130XXX

V. 211014

Crimp. = Crimp diameter | cyl. = cylinder | Ex. = External | L. = Left | Lo. = Lower | Mani. = Manifold
 Meas. Wheel = Measuring Wheel | No. = number | Pres. Rating = Pressure Rating | Red. = Reducer | R. = Right
 SBR = Saw Bar Rescue | Str. = Straight | Stump treatm. = Stump treatment | Tot. = Total | U. = Upper | WEOPI = WEO Plug-In

Hose no.	Connections		Fittings		Ferrules	Length	Hose type			Note	
	Connection 1	Connection 2	Fitting 1	Part no.			Total	Size	Part no.		
			Fitting 2						Part no.		Standard
644338	R. Manifold P		ORFS -12 Str.	601284	601371		3/4"		615083	Marked P	
	Crane		BSP -16 Str.	601390	601371	2960 mm	345 bar	SAE 100 R13			
644339	R. Manifold T		ORFS -12 Str.	601284	601371		3/4"		615083	Marked T	
	Crane		BSP -16 Str.	601390	601371	2900 mm	345 bar	SAE 100 R13			
644340	R. Manifold DR		ORFS -10 Str.	601566	601130		1/2"		615035	Marked DR	
	Crane		BSP -08 Str.	601152	601130	2970 mm	470 bar	EN 857 2SC			
644342	Bracket frame		BSP -12 Str.	601153	601371		3/4"		615083	Marked EL	
	Crane		ORFS -16 Str.	601587	601371	3140 mm	345 bar	SAE 100 R13			

Hose kit Log Max 3000T

Miscellaneous hoses

From Head no. XXXXXX

Language **en**

Part No. **644219/XXXXXX**

V. 211014

Crimp. = Crimp diameter | cyl. = cylinder | Ex. = External | L. = Left | Io. = Lower | Mani. = Manifold
 Meas. Wheel = Measuring Wheel | No. = number | Pres. Rating = Pressure Rating | Red. = Reducer | R. = Right
 SBR = Saw Bar Rescue | Str. = Straight | Stump treatm. = Stump treatment | Tot. = Total | U. = Upper | WEOPI = WEO Plug-In

Hose no.	Connections		Fittings		Ferrules		Length		Hose type			Note	
	Connection 1	Connection 2	Fitting 1	Fitting 2	Part no.	Part no.	Total	Cut	Size	Pres. Rating	Part no.		Standard
644305			BSP -04 Str.		601150	601125			1/4"		615071		Marked Grease
	Adapter Grease		ORFS -04 Str.		601194	601125	2760 mm		450 bar		EN 857 2SC		
644306	Harvester head		ORFS -04 Str.		601521	601125			1/4"		615071		Marked Grease
	Saw motor		ORFS -04 90		601522	601125	1400 mm		450 bar		EN 857 2SC		

Log Max

HEADS ABOVE THE COMPETITION

3000T

Log Max

HEADS ABOVE THE COMPETITION

3000T

Log Max

HEADS ABOVE THE COMPETITION

3000T

Log Max

HEADS ABOVE THE COMPETITION

3000T

Log Max

HEADS ABOVE THE COMPETITION

3000T

Log Max

HEADS ABOVE THE COMPETITION

3000T

Log Max

HEADS ABOVE THE COMPETITION

3000T

Spare part manual

130052-

en

Spare part manual

130052-

en

Spare part manual

130052-

en

Spare part manual

130052-

en

Spare part manual

130052-

en

Spare part manual

130052-

en

Spare part manual

130052-

en