

# ***Log Max*** **2000T**

## **Spare part manual**



[www.logmax.com](http://www.logmax.com)

Ver. 1.6





---

Stationsvägen 12 - 77013 Grangärde - SWEDEN  
Phone: +46 240 59 11 00  
info@logmax.com www.logmax.com

**Applies to serial number: 121012-**

# Contents

<b>Frame and protection .....</b>	<b>11</b>
Frame with protective cover.....	13
Frame.....	15
Protective cover .....	17
Damped protective plate .....	19
<b>Delimiting unit .....</b>	<b>21</b>
Upper delimiting knife, assembly.....	23
Upper delimiting knife .....	25
Upper delimiting knife sensor.....	27
Left and right delimiting knife, assembly.....	29
Hydraulic cylinder.....	31
Hydraulic cylinder.....	33
Right delimiting knife.....	35
Left delimiting knife .....	37
Lower delimiting knife, assembly.....	39
Hydraulic cylinder.....	41
Lower delimiting knife .....	43
<b>Feeding unit.....</b>	<b>45</b>
Feeding unit, assembly.....	47
Feed roller arm, left.....	51
Feed roller arm, right.....	53
Feed roller motors.....	55
Feed rollers, V-steel Soft Grip.....	57
Feed roller, V-steel Soft Grip .....	59
Feed rollers, V-steel Hard Grip .....	61
Feed roller, V-steel Hard Grip.....	63
Hydraulic cylinder.....	65
<b>Measuring .....</b>	<b>67</b>
Length measuring unit, assembly .....	69
Length measuring arm.....	71
Length measuring arm.....	73
Hydraulic cylinder.....	75
Diameter measuring .....	77
Encoder, left .....	79
Encoder housing.....	81
Encoder, right .....	83
Encoder housing.....	85
<b>Felling unit.....</b>	<b>87</b>
Felling unit, assembly .....	89
Hydraulic cylinder.....	91
Felling link for GV4 .....	93
Felling link .....	95
Safety chain.....	97
<b>Saw unit .....</b>	<b>99</b>
Saw unit.....	101

Hydraulic cylinder .....	105
Saw unit .....	107
Saw motor .....	109
Saw bar bracket .....	111
Manifold .....	113
Pressure reducer .....	115
Chain lubrication, Easy Greasy .....	117
Pump.....	119
Grease lubrication.....	121
Saw bar and saw chain.....	123
<b>Accessories .....</b>	<b>125</b>
Rotator control .....	127
Manifold.....	129
Manifold .....	131
Pressure reducer .....	133
Directional valve .....	135
Without rotator control .....	137
Snow cover .....	139
Stump treatment .....	141
Tool kit.....	143
<b>Hydraulic system .....</b>	<b>145</b>
Hydraulic system .....	147
Lower manifold.....	149
Directional valve .....	151
Directional valve .....	153
Relief valve .....	155
Right manifold .....	157
Directional valve .....	159
Directional valve .....	161
Pressure reducing valve .....	163
Relief valve .....	165
Relief valve .....	167
Left manifold.....	169
Inlet section .....	171
Pressure reducer .....	173
Relief valve .....	175
Feeding section .....	177
Cap .....	179
Relief valve, 320 bar.....	181
Relief valve, 280 bar .....	183
Saw section .....	185
Solenoid.....	187
Feed reducer .....	189
Check valve .....	191
Compensator kit, size B.....	193
Compensator kit, size G .....	195
End section .....	197
Reducer valve, G .....	199
Reducer valve, R .....	201

Tie rod kit .....	203
<b>Control system .....</b>	<b>205</b>
Cables .....	207
Module bracket .....	209
Module LHM510 .....	211
Holder .....	213
<b>Hose kits .....</b>	<b>215</b>



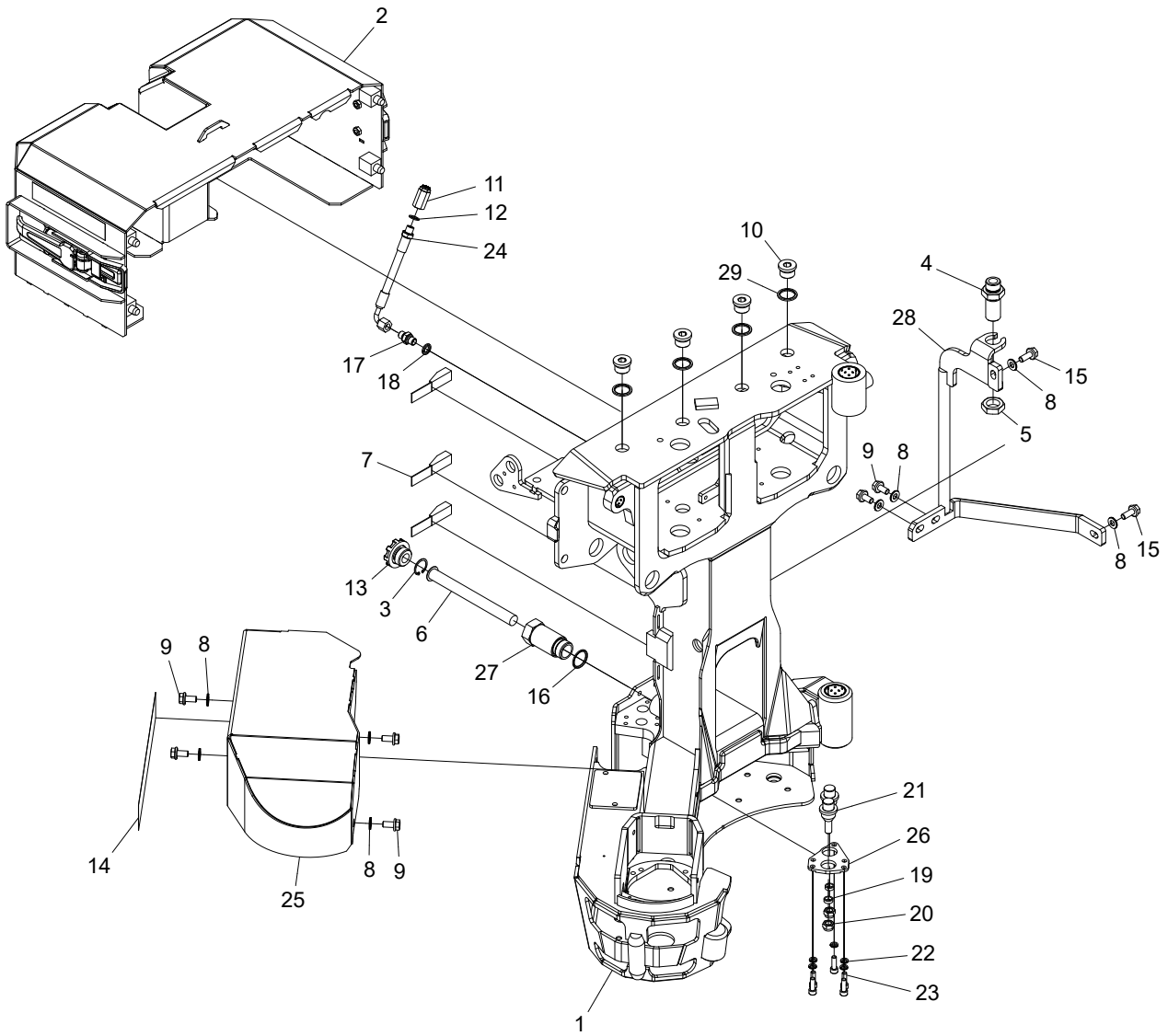




= requires special instructions from Log Max AB

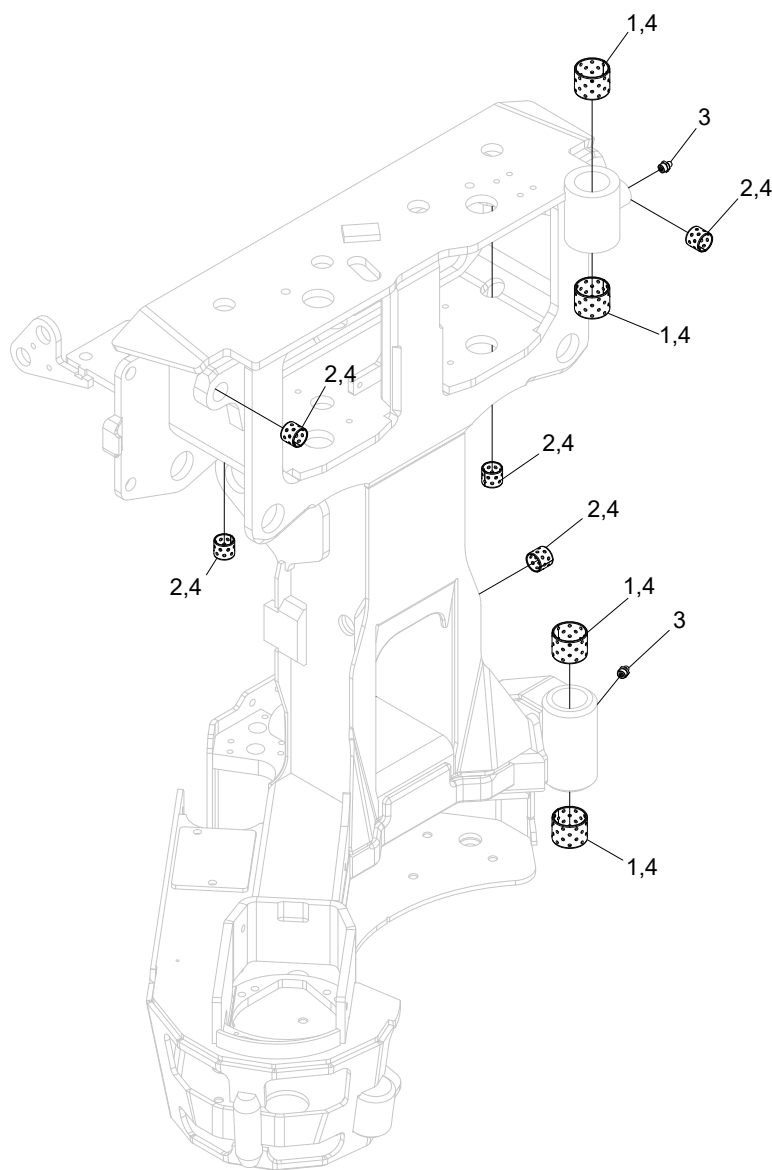


# Frame and protection



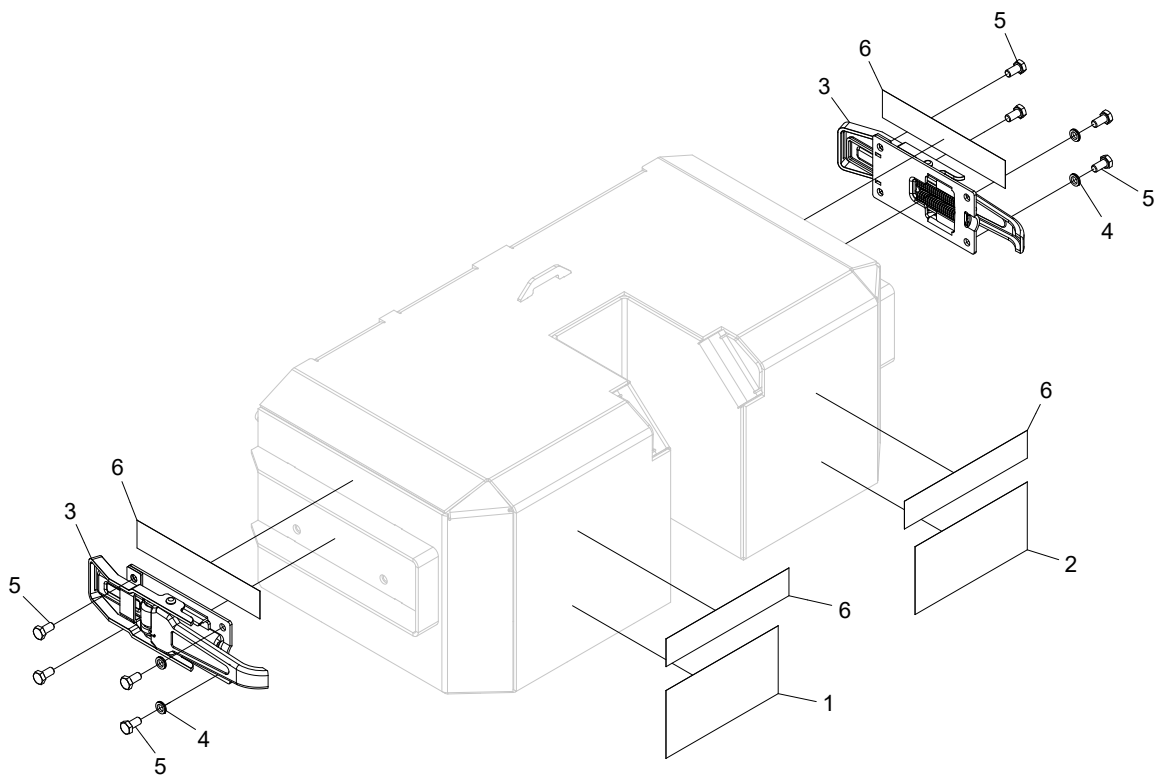
## Frame with protective cover

Structure 10000334				
Pos.	Part no.	Quantity	Description	Specification
1	10000573	1	Frame	
2	10000332	1	Protective cover	
3	517226	1	Circlip	SGH 30
4	011173	1	Adapter	3/4"
5	011205	1	Nut	3/4"
6	011845	1	Filter	
7	626001	3	Tie down strap	530 mm
8	503075	8	Washer	NL10
9	505083	6	Screw	M10x20 10.9
10	601004	4	Hex plug	3/4"
11	015037	1	Valve	
12	601200	1	Copper seal	13x19x1,5
13	10000407	1	Filling cap	
14	10001263	1	Decal	
15	505084	2	Screw	M10x25 10.9
16	10000291	1	Seal	M33x2
17	601028	1	Adapter	BSP -04
18	601101	1	Bonded seal	1/4"
19	010170	2	Spacer	
20	502056	2	Nut	M12
21	10000446	1	Pin	
22	503055	5	Washer	NL8
23	501070	5	Screw	M8x25 12.9
24	641656	1	Hose	
25	10000470	1	Cover	
26	10000482	1	Bracket	
27	10000651	1	Pipe	
28	013003	1	Protection bar	
29	601104	4	Bonded seal	3/4"



## Frame

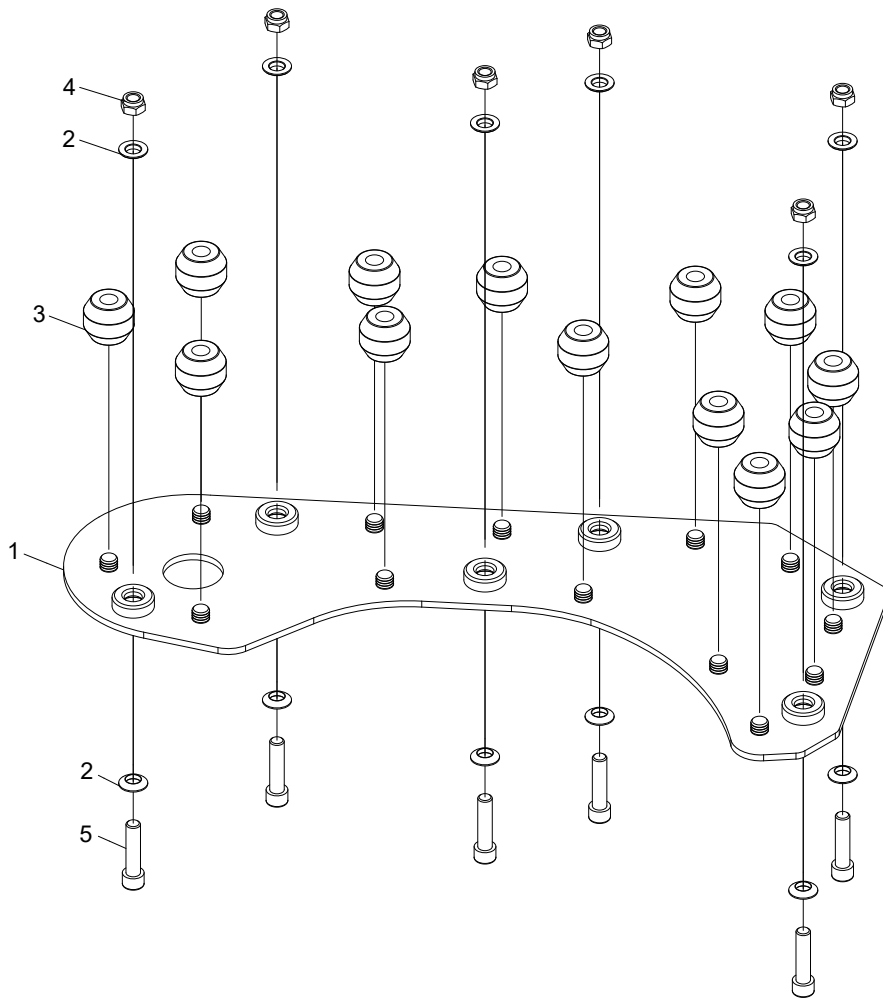
Structure 10000201				
Pos.	Part no.	Quantity	Description	Specification
1	512012	4	Bushing	
2	512001	5	Bushing	
3	625000	2	Grease nipple	
4			Glue	603





## Protective cover

Structure 10000332				
Pos.	Part no.	Quantity	Description	Specification
1	519140	1	Decal	
2	519141	1	Decal	
3	519083	2	Overcentre latch	
4	503055	4	Washer	NL8
5	500042	8	Screw	M8X16 8.8 FZB
6	10001262	4	Decal	

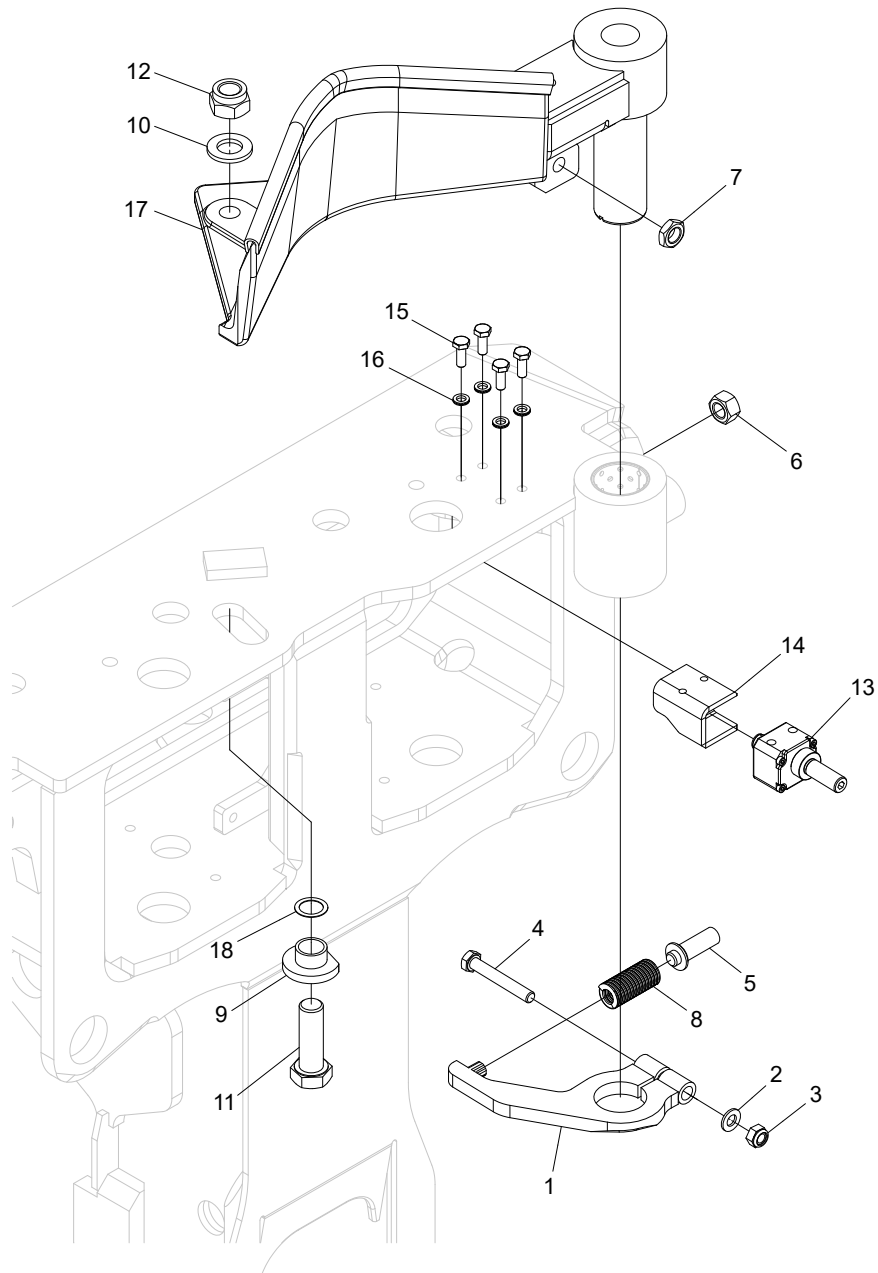


## Damped protective plate

Structure 10000430				
Pos.	Part no.	Quantity	Description	Specification
1	011210	1	Protective plate	
2	018058	12	Spherical washer	M12
3	524025	13	Rubber spring	
4	502056	6	Nut	M12
5	017856	6	Screw	M12x50 12.9

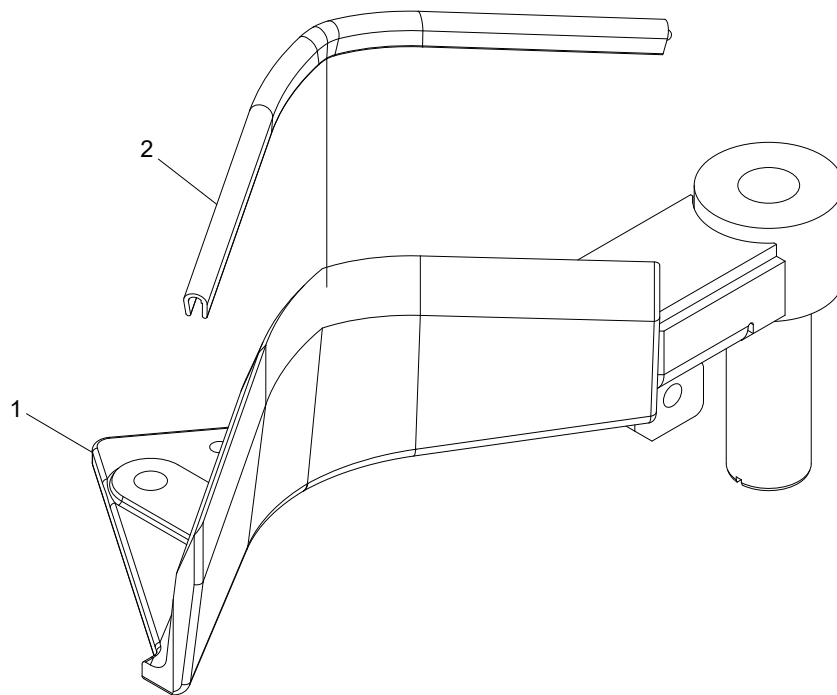


# Delimiting unit



## Upper delimiting knife, assembly

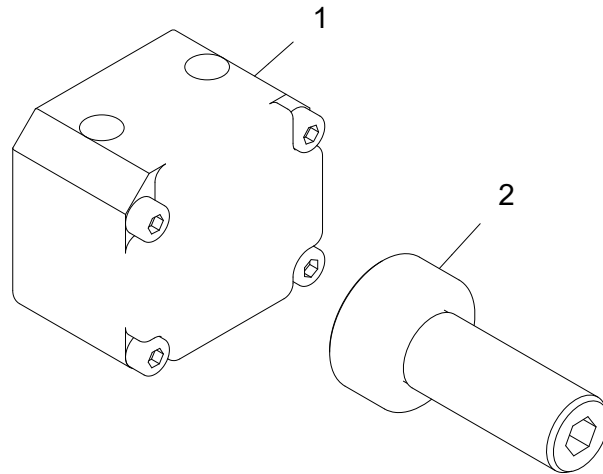
Structure 10000545				
Pos.	Part no.	Quantity	Description	Specification
1	010967	1	Arm	
2	503006	1	Washer	BRB 8,4x16x1,5 FZB
3	502054	1	Nut	M8 FZB
4	505003	1	Screw	M8x55 12.9
5	010981	1	Screw	
6	502007	1	Nut	M12
7	502701	1	Nut	M12x1,25
8	526006	1	Spring	
9	10001159	1	Spacer	
10	503013	1	Washer	BRB 17x30x3 FZB
11	500133	1	Screw	M16x50 8.8 FZB
12	502705	1	Nut	M16 KL10 FZB
13	401289	1	Sensor	
14	018395	1	Cover	
15	500023	4	Screw	M6x16 8.8 FZB
16	503065	4	Washer	NL6
17	10000543	1	Delimiting knife	
18	507020	1	Shim	16x22x0,5





## Upper delimiting knife

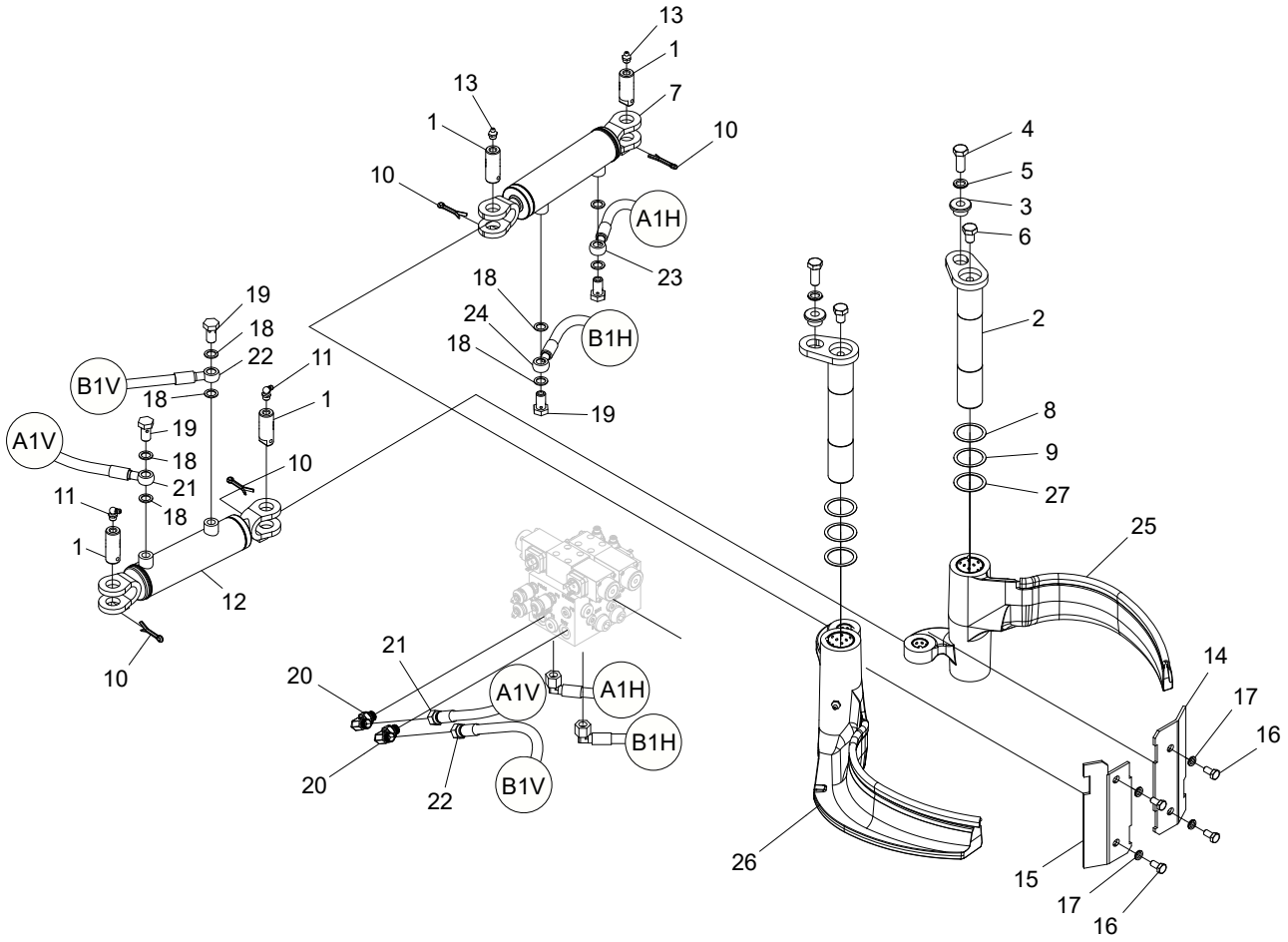
Structure 10000543				
Pos.	Part no.	Quantity	Description	Specification
1	10000542	1	Delimiting knife	
2	519010		Blade guard	



---

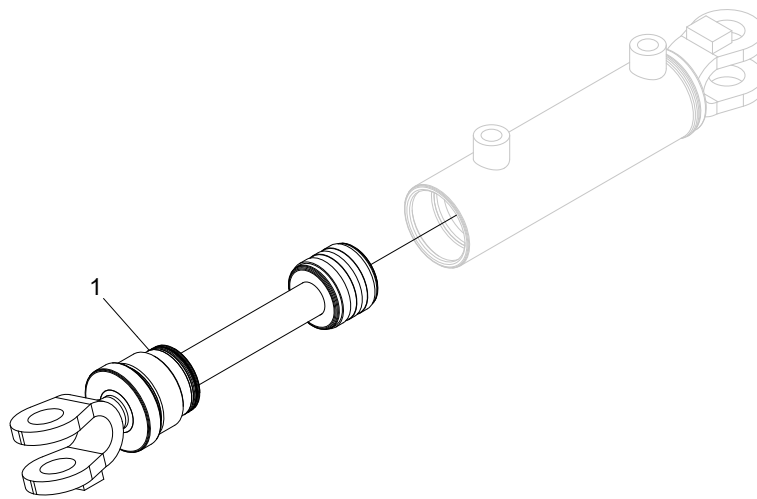
## Upper delimiting knife sensor

Structure 401289				
Pos.	Part no.	Quantity	Description	Specification
1	401288	1	Encoder	
2	514054	1	Screw	



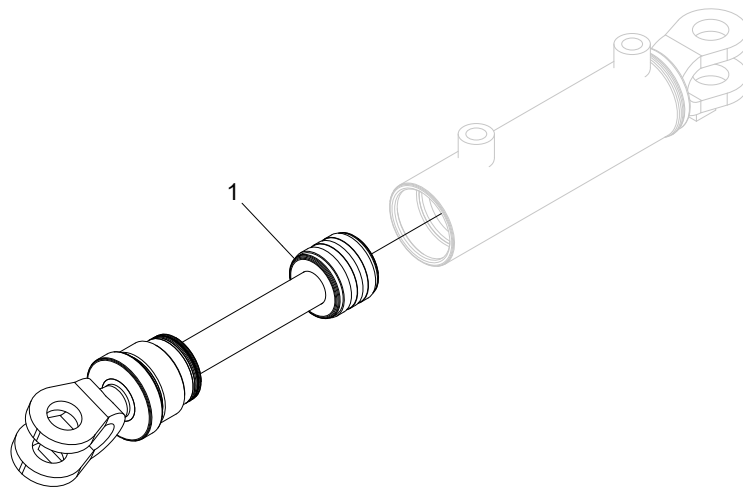
## Left and right delimiting knife, assembly

Structure 10000546				
Pos.	Part no.	Quantity	Description	Specification
1	010150	4	Pin	
2	017535	2	Pin	
3	013872	2	Guide washer	
4	500091	2	Screw	M12x30 8.8 FZB
5	503060	2	Washer	NL12
6	500087	2	Screw	M12x16
7	018351	1	Hydraulic cylinder	
8	507002	2	Shim	36x45x0,5
9	507003	2	Shim	36x45x0,3
10	516001	4	Cotter pin	5x32
11	625001	2	Grease nipple	1/8"
12	018352	1	Hydraulic cylinder	
13	625000	2	Grease nipple	1/8"
14	012161	1	Cover	
15	012162	1	Cover	
16	500042	4	Screw	M8x16 8.8 FZB
17	503074	4	Washer	NL8 sp
18	601200	8	Copper seal	13x19x1,5
19	601060	4	Banjo screw	1/4"
20	602020	2	Adapter	90 BSP -04 -04
21	641624	1	Hydraulic hose	
22	641625	1	Hydraulic hose	
23	641626	1	Hydraulic hose	
24	641627	1	Hydraulic hose	
25	10000539	1	Delimiting knife	
26	10000540	1	Delimiting knife	
27	507001	2	Shim	36x45x1,0



## Hydraulic cylinder

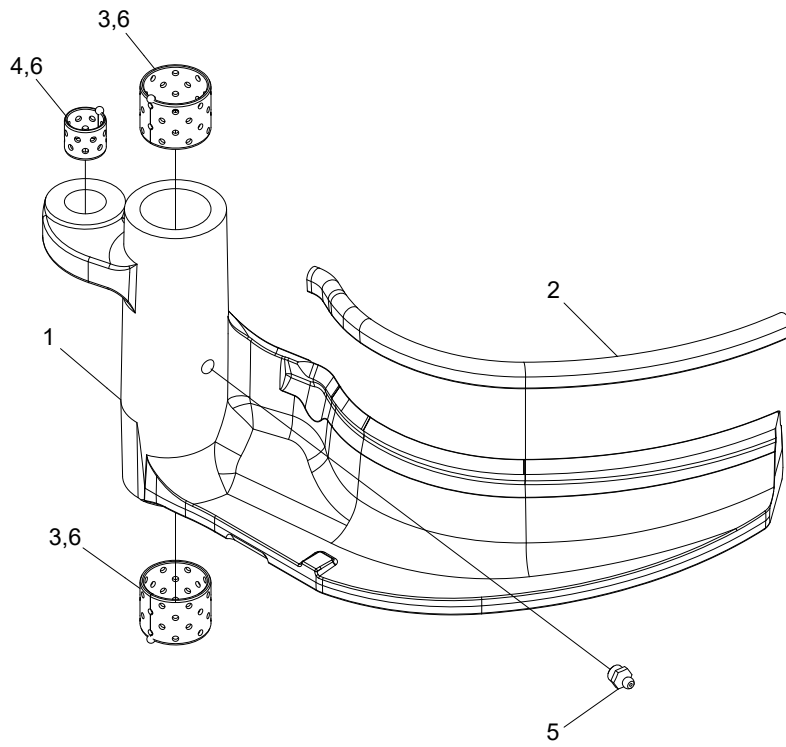
Structure 018351				
Pos.	Part no.	Quantity	Description	Specification
1	018351-KIT	1	Tie rod kit	





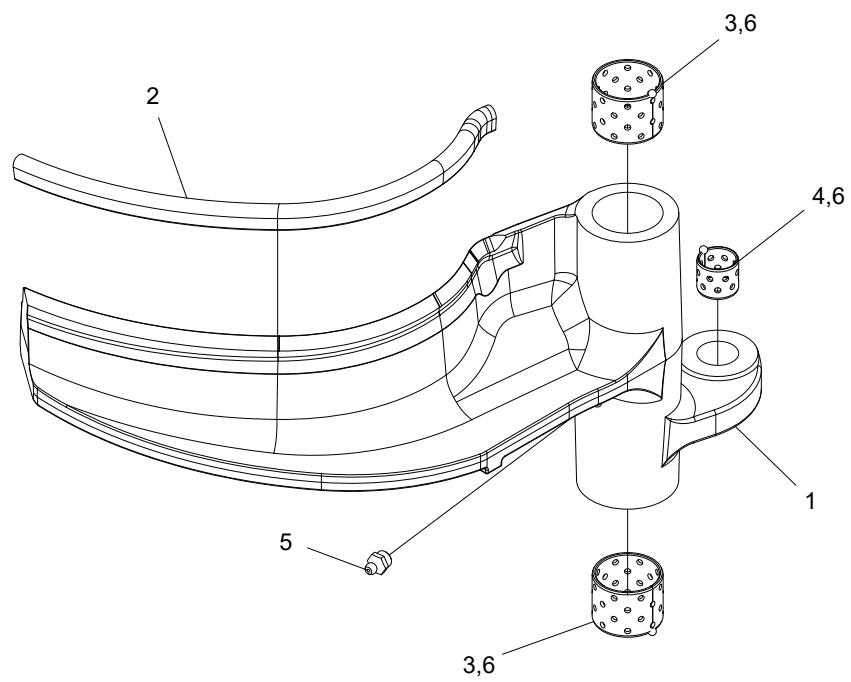
## Hydraulic cylinder

Structure 018352				
Pos.	Part no.	Quantity	Description	Specification
1	018352-KIT	1	Tie rod kit	



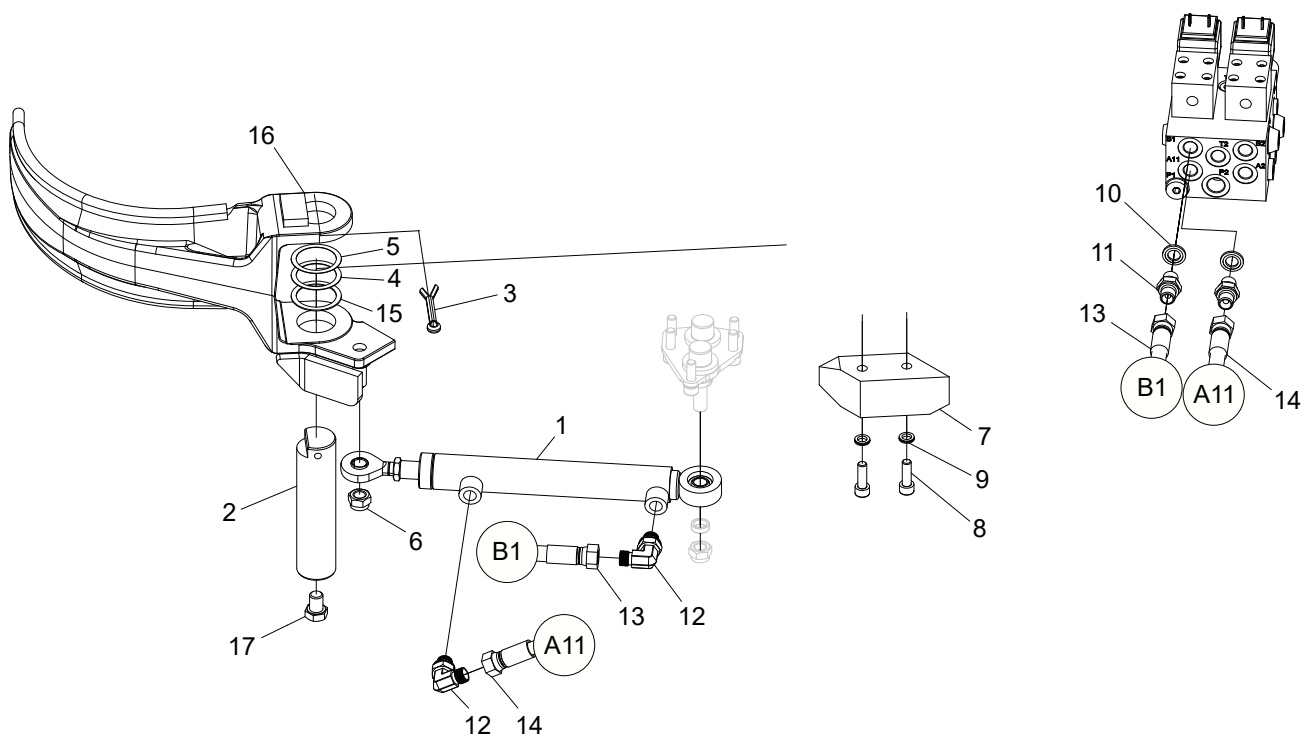
## Right delimiting knife

Structure 10000540				
Pos.	Part no.	Quantity	Description	Specification
1	10000532	1	Delimiting knife	
2	519010	0,31 m	Blade guard	
3	512012	2	Bushing	35x30
4	512001	1	Bushing	20x20
5	625000	1	Grease nipple	G 1/8"
6			Loctite	603



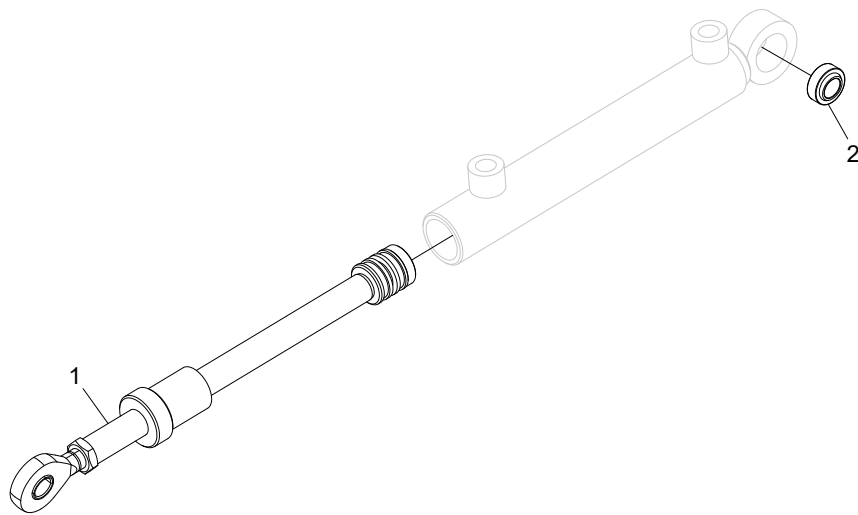
## Left delimiting knife

Structure 10000539				
Pos.	Part no.	Quantity	Description	Specification
1	10000530	1	Delimiting knife	
2	519010	0,31 m	Blade guard	
3	512012	2	Bushing	35x30
4	512001	1	Bushing	20x20
5	625000	1	Grease nipple	1/8"
6			Loctite	603



## Lower delimiting knife, assembly

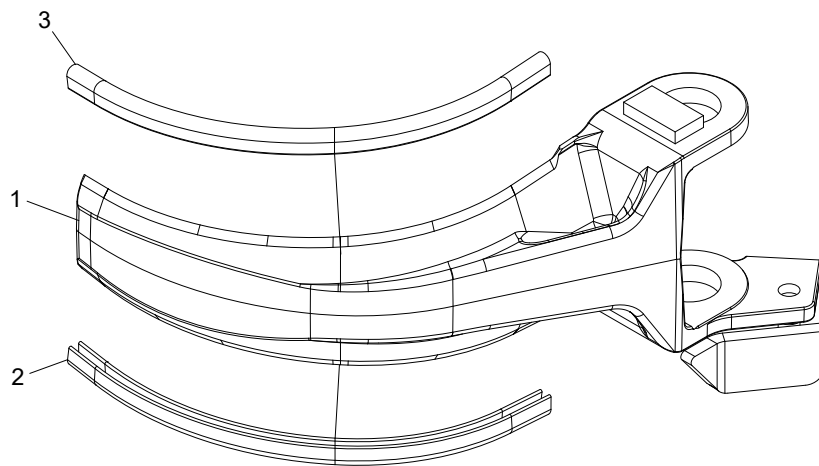
Structure 10000547				
Pos.	Part no.	Quantity	Description	Specification
1	010185	1	Hydraulic cylinder	
2	010178-1	1	Shaft	
3	516002	1	Cotter pin	6,3x50
4	507002	1	Shim	36x45x0,5
5	507003	1	Shim	36x45x0,3
6	502056	1	Nut	M12
7	011049	1	Protection	
8	501070	2	Screw	M8x25 12.9
9	503055	2	Washer	NL8
10	601101	2	Bonded seal	1/4"
11	601028	2	Adapter	BSP -04
12	602020	2	Adapter	90 BSP -04 -04
13	641628	1	Hydraulic hose	
14	641629	1	Hydraulic hose	
15	507001	1	Shim	36x45x1,0
16	10000535	1	Delimiting knife	
17	500087	1	Screw	M12x16





## Hydraulic cylinder

Structure 010185				
Pos.	Part no.	Quantity	Description	Specification
1	620010-KIT	1	Tie rod kit	
2	510002	1	Bushing	GE 12 E

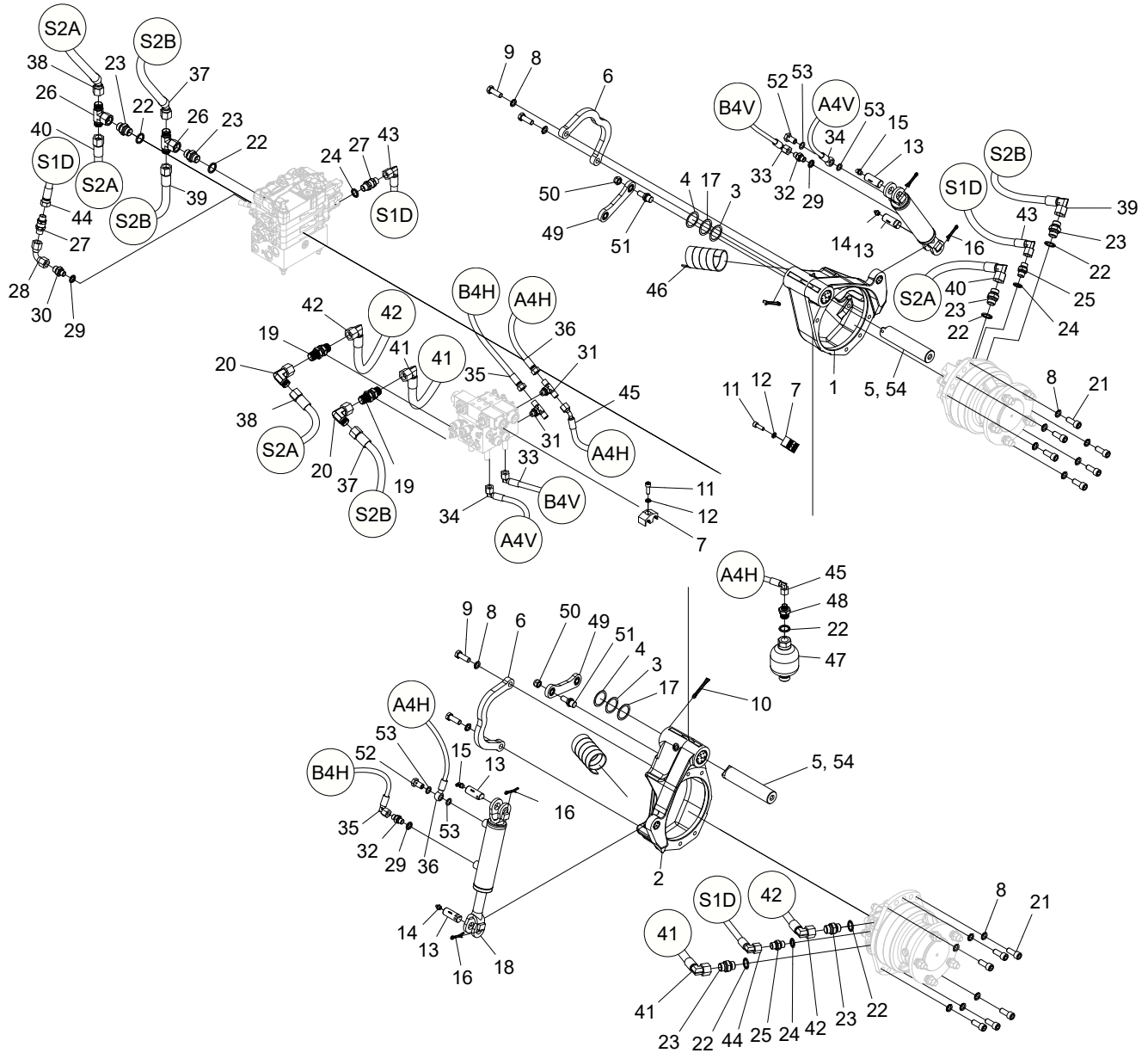


## Lower delimiting knife

Structure 10000535				
Pos.	Part no.	Quantity	Description	Specification
1	10000534	1	Delimiting knife	
2	519010	0,30 m	Blade guard	
3	519010	0,30 m	Blade guard	

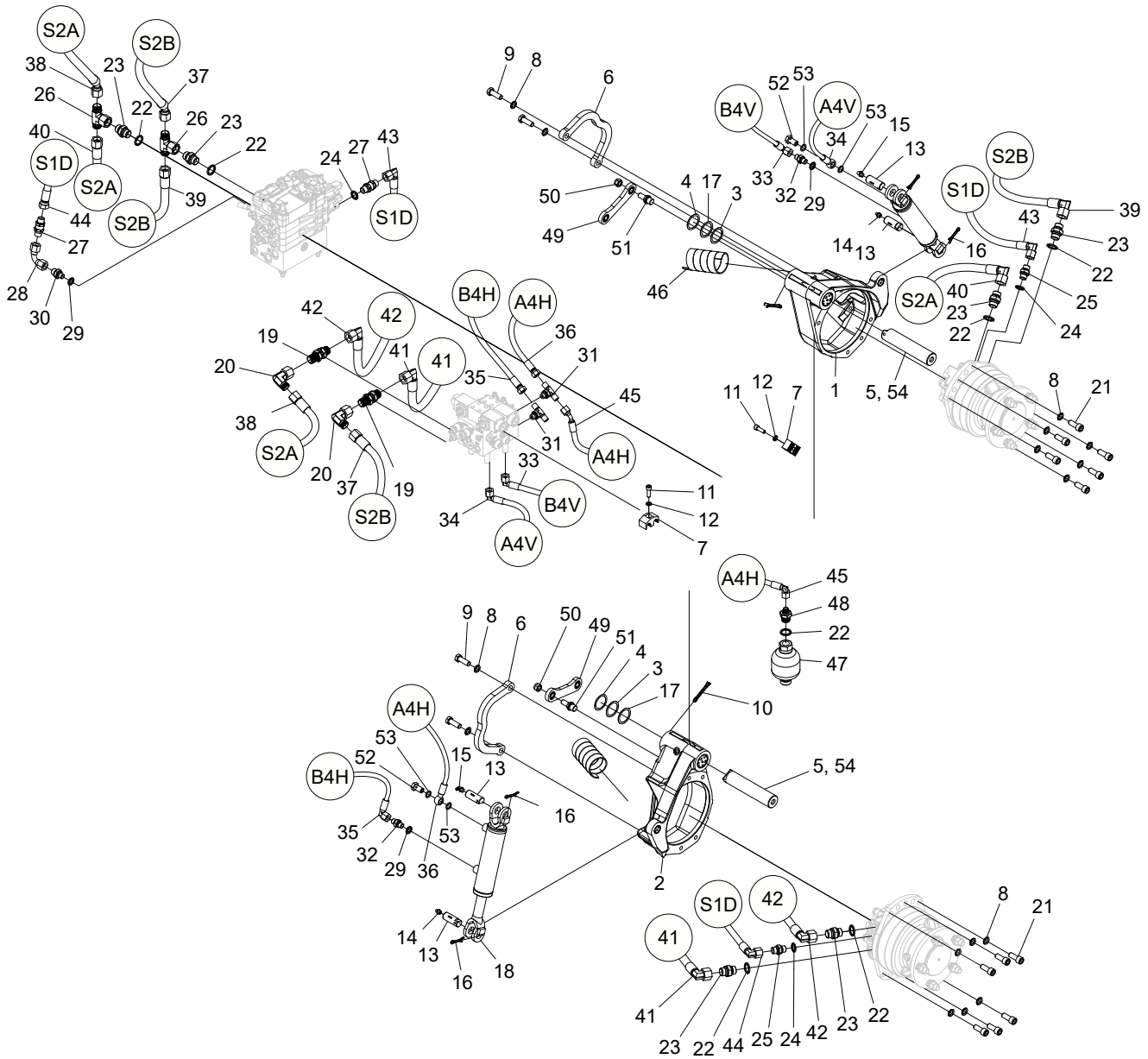


# Feeding unit



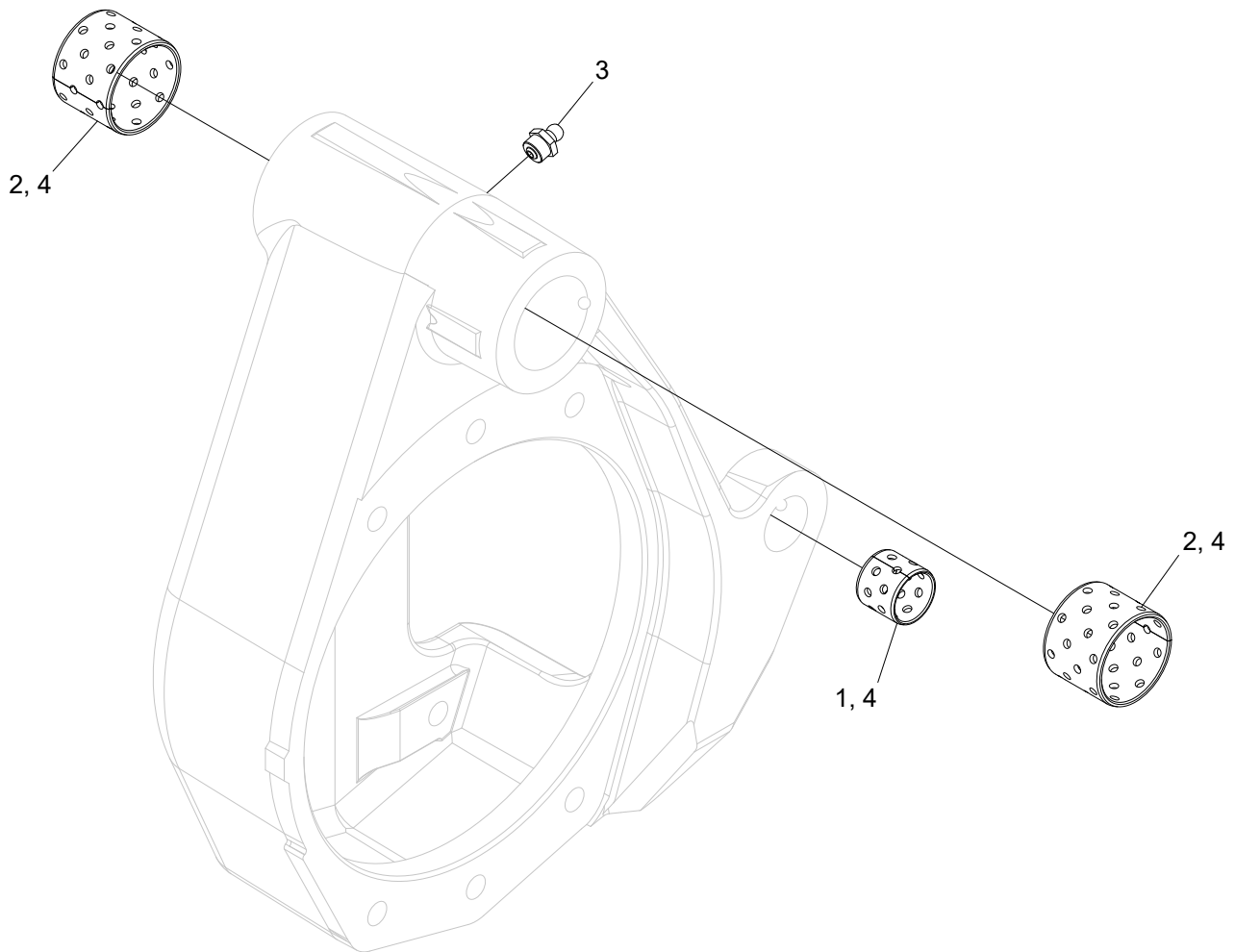
## Feeding unit, assembly

Structure 10000550				
Pos.	Part no.	Quantity	Description	Specification
1	032023	1	Feed roller arm	
2	032024	1	Feed roller arm	
3	507002	2	Shim	36x45x0,5
4	507003	2	Shim	36x45x0,3
5	010178-2	2	Shaft	Ø35 - 168
6	017992	2	Cover	
7	018371	2	Clamp	
8	503060	16	Washer	NL12
9	500092	4	Screw	M12x35 8.8 FZB
10	516002	2	Cotter pin	6,3x50
11	501070	2	Screw	M8x25 12.9
12	503055	2	Washer	NL8
13	010150	4	Shaft	
14	625000	2	Grease nipple	1/8"
15	625001	2	Grease nipple	1/8"
16	516001	4	Cotter pin	5x32
17	507001	2	Shim	36x45x1,0
18	018350	2	Hydraulic cylinder	
19	601212	2	Bulk head	1/2"
20	602026	2	Adapter	1/2"
21	501109	12	Screw	M12x30 12.9
22	601103	7	Bonded seal	1/2"
23	601036	6	Adapter	1/2"
24	601102	3	Bonded seal	3/8"
25	601032	2	Adapter	BSP -06
26	601017	2	Adapter	1/2"
27	617001	2	Check valve	BSP -06
28	601084	1	Adapter	BSP -06
29	601101	3	Bonded seal	1/4"
30	601029	1	Adapter	1/4" - 3/8"
31	602011	2	Adapter	BSP -04
32	601028	2	Adapter	BSP -04
33	641635	1	Hydraulic hose	



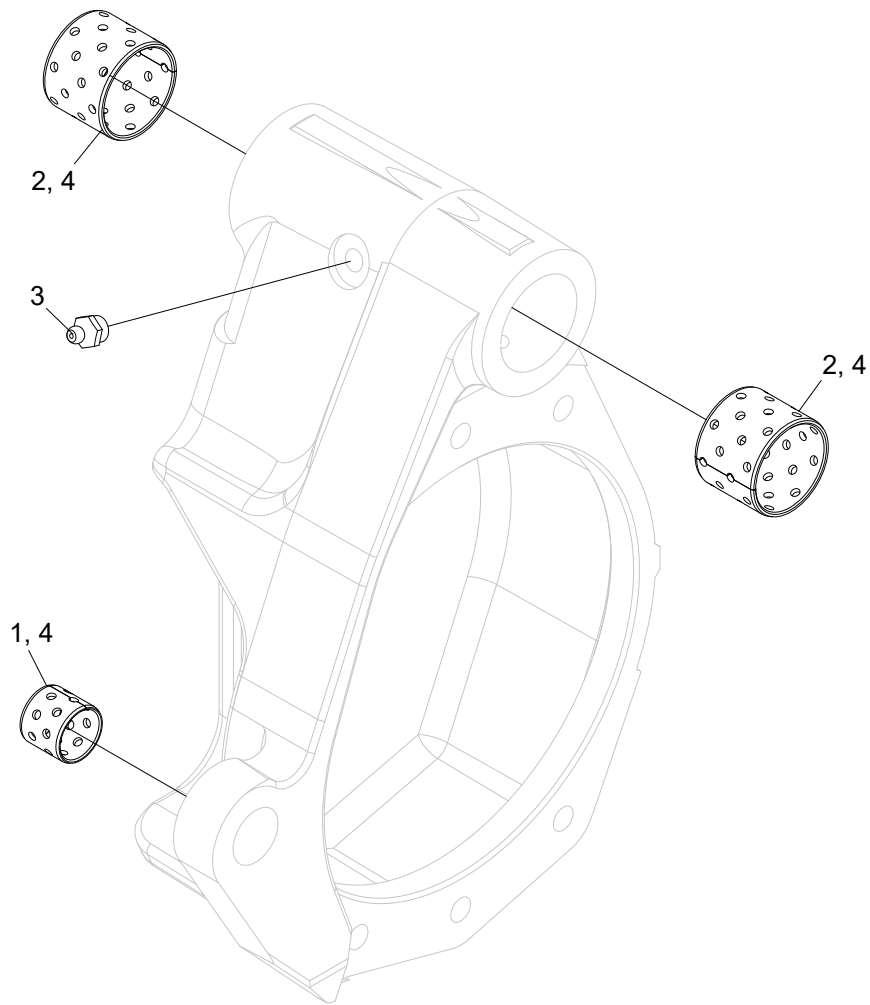


Structure				
Pos.	Part no.	Quantity	Description	Specification
34	641634	1	Hydraulic hose	
35	641633	1	Hydraulic hose	
36	641632	1	Hydraulic hose	
37	641637	1	Hydraulic hose	
38	641636	1	Hydraulic hose	
39	641641	1	Hydraulic hose	
40	641640	1	Hydraulic hose	
41	641639	1	Hydraulic hose	
42	641638	1	Hydraulic hose	
43	641643	1	Hydraulic hose	
44	641642	1	Hydraulic hose	
45	641644	1	Hydraulic hose	
46	615051		Hose protection	2"
47	610114	1	Accumulator	
48	601030	1	Adapter	1/4" - 1/2"
49	010931	2	Tie rod	
50	502056	2	Nut	M12
51	012152	2	Pin	
52	601060	2	Banjo screw	1/4"
53	601200	4	Copper seal	13x19x1,5
54			Glue	243



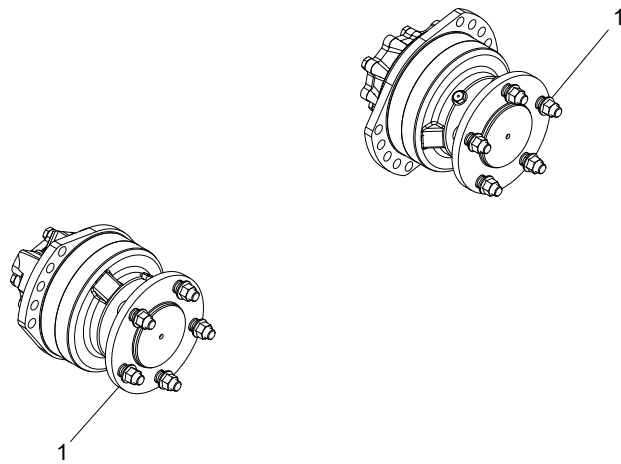
## Feed roller arm, left

Structure 032023				
Pos.	Part no.	Quantity	Description	Specification
1	512001	1	Bushing	20x20
2	512012	2	Bushing	35x30
3	625000	1	Grease nipple	1/8"
4			Glue	603



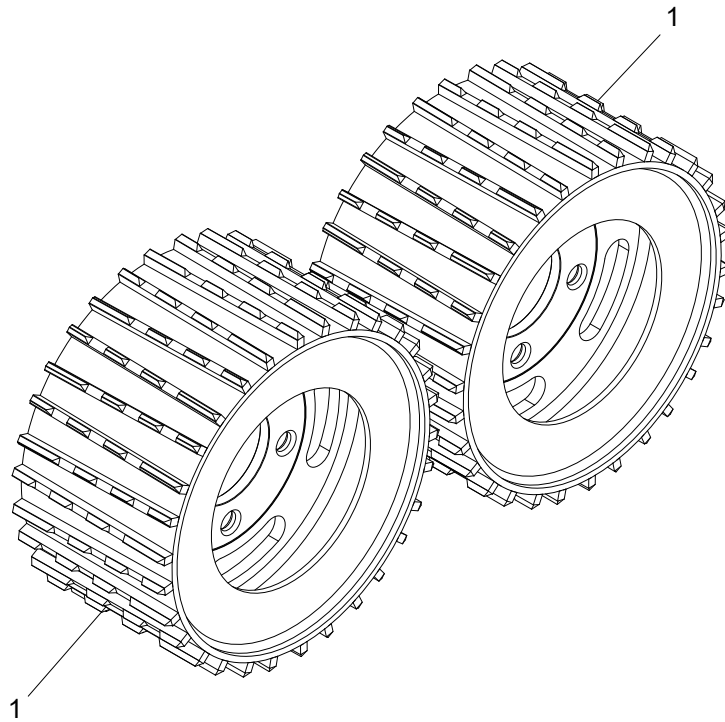
## Feed roller arm, right

Structure 032024				
Pos.	Part no.	Quantity	Description	Specification
1	512001	1	Bushing	20x20
2	512012	2	Bushing	35x30
3	625000	1	Grease nipple	1/8"
4			Glue	603



## Feed roller motors

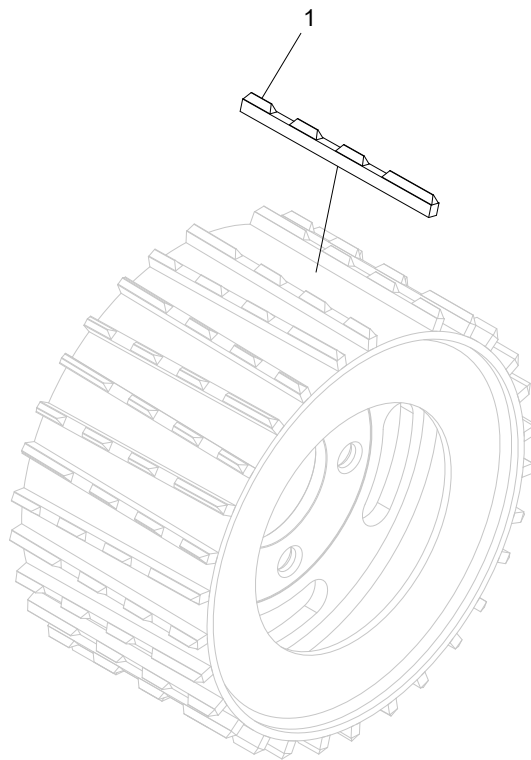
Structure 10000551				
Pos.	Part no.	Quantity	Description	Specification
1	10000301	2	Feed roller motor	280 cc





## Feed rollers, V-steel Soft Grip

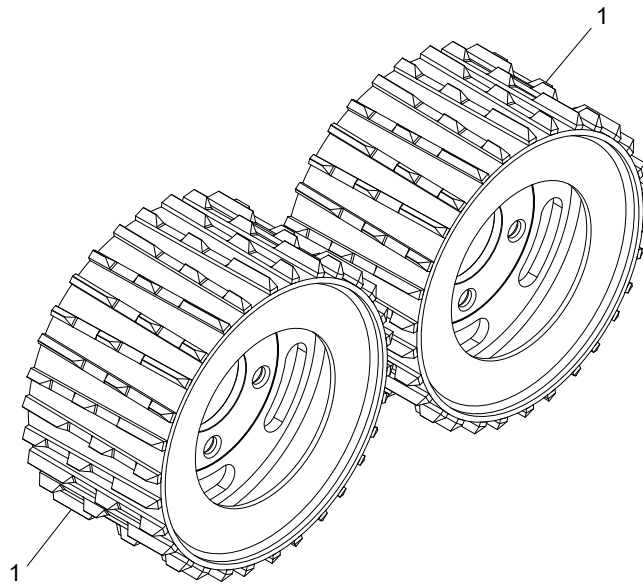
Structure 033064				
Pos.	Part no.	Quantity	Description	Specification
1	032094	2	Feed roller	



---

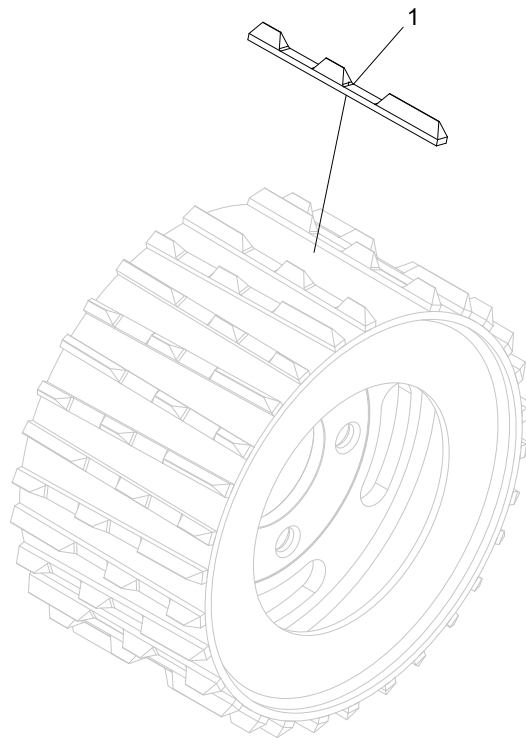
## Feed roller, V-steel Soft Grip

Structure 032094				
Pos.	Part no.	Quantity	Description	Specification
1	016633	30	Bar	



## Feed rollers, V-steel Hard Grip

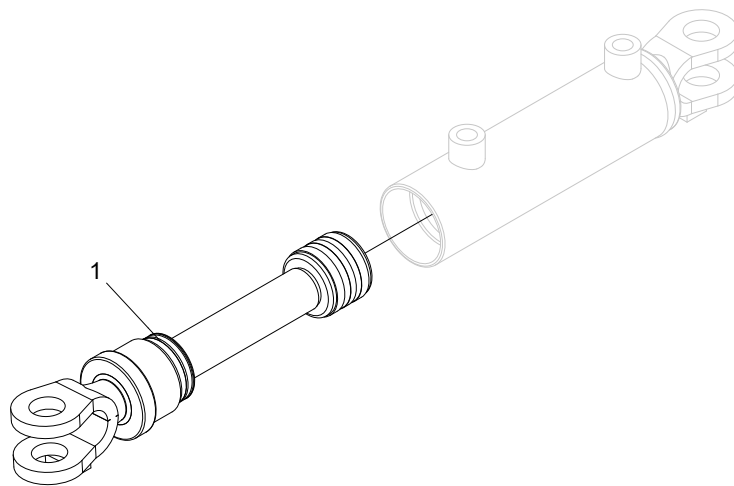
Structure 033065				
Pos.	Part no.	Quantity	Description	Specification
1	032095	2	Feed roller	



---

## Feed roller, V-steel Hard Grip

Structure 032095				
Pos.	Part no.	Quantity	Description	Specification
1	017082	30	Bar	





## Hydraulic cylinder

Structure 018350				
Pos.	Part no.	Quantity	Description	Specification
1		1	Tie rod kit	

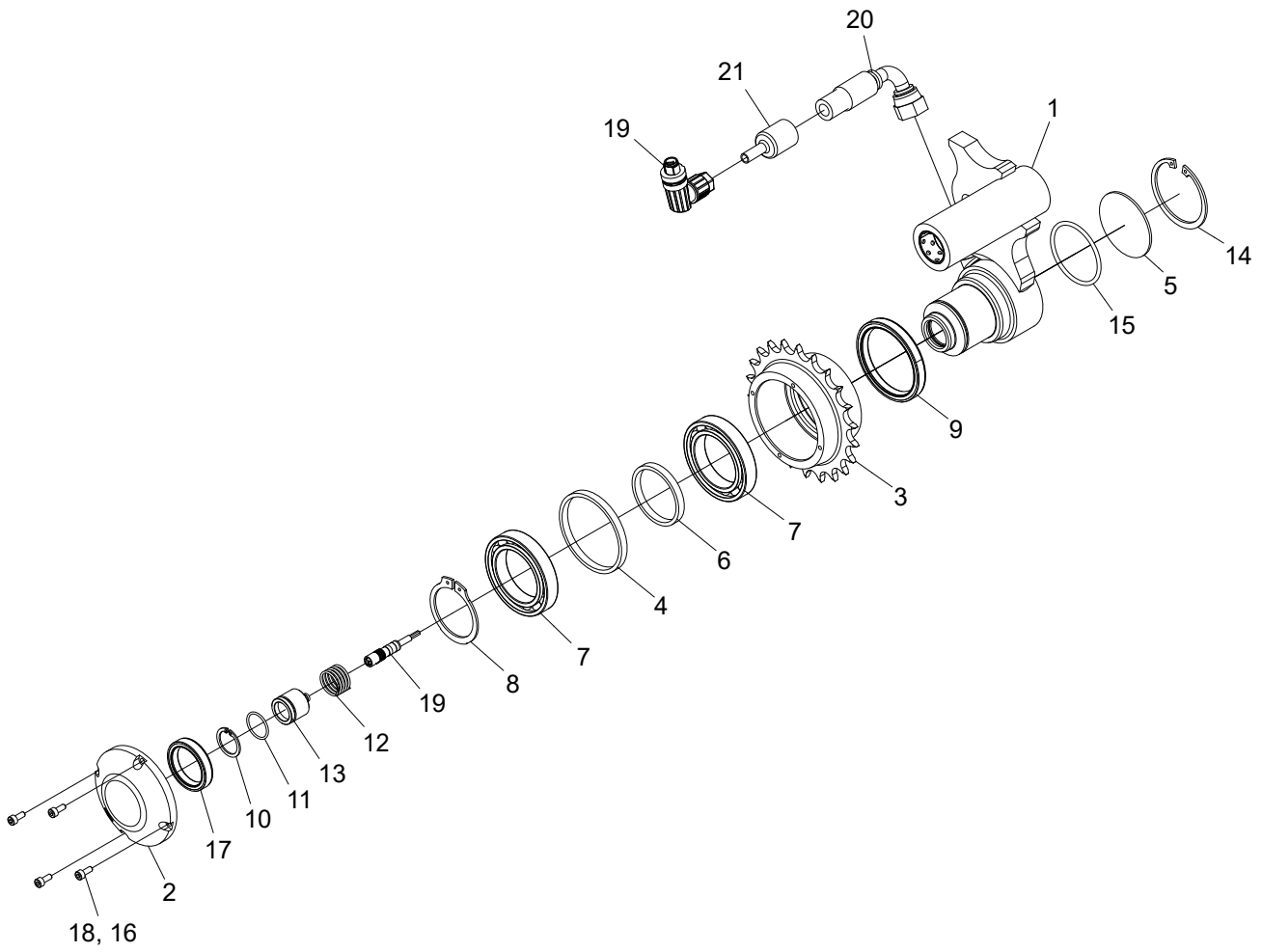


# Measuring



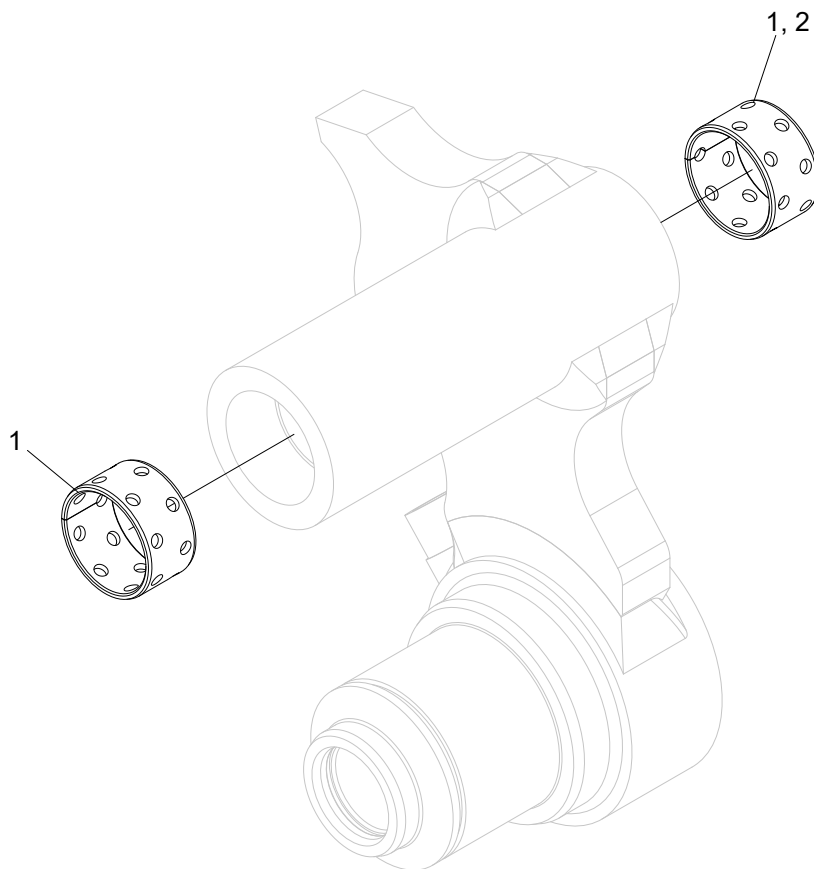
## Lenght measuring unit, assembly

Structure 10000657				
Pos.	Part no.	Quantity	Description	Specification
1	011087	1	Pin	
2	625000	1	Grease nipple	1/8"
3	516001	1	Cotter pin	5x32
4	010945	1	Spacer	
5	501117	1	Screw	M12x80 12.9
6	503009	1	Washer	12x22x2,0
7	502056	2	Nut	M12
8	010170	1	Spacer	
9	018349	1	Hydraulic cylinder	
10	601028	3	Adapter	BSP -04
11	601101	3	Bonded seal	1/4"
12	641651	1	Hydraulic hose	
13	641652	1	Hydraulic hose	
14	507057	1	Shim	26x40x0,5
15	507057-1	1	Shim	26x40x1,0



## Length measuring arm

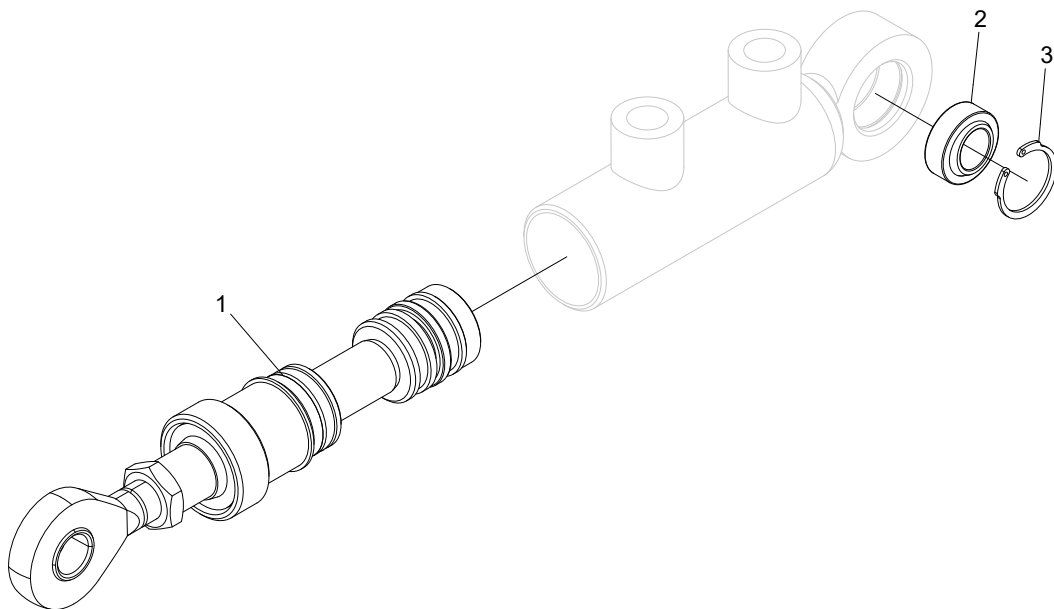
Structure 10001402				
Pos.	Part no.	Quantity	Description	Specification
1	10000041	1	Measuring wheel arm	
2	10000132	1	Cap	
3	10000164	1	Wheel rim	
4	011667	1	Spacer	
5	018876	1	Cap	
6	10000163	1	Spacer	
7	10000161	2	Ball bearing	
8	517051	1	Circlip	SGA 45
9	10000162	1	Seal	TRA200310
10	517215	1	Circlip	SGH 23
11	540014	1	O-ring	17,1x1,6
12	526041	1	Spring	1,6x20x33,2
13	401382	1	Sensor	
14	517249	1	Circlip	SGH 56
15	543075	1	O-ring	48x3
16			Threadlocker	243
17	546008	1	Seal ring	31x42x8
18	501013	4	Screw	M4x10 12.9
19	672050	1	Cable	
20	641411	1	Hose	
21	015113	1	Seal	
			Grease	SKF LGLT 2





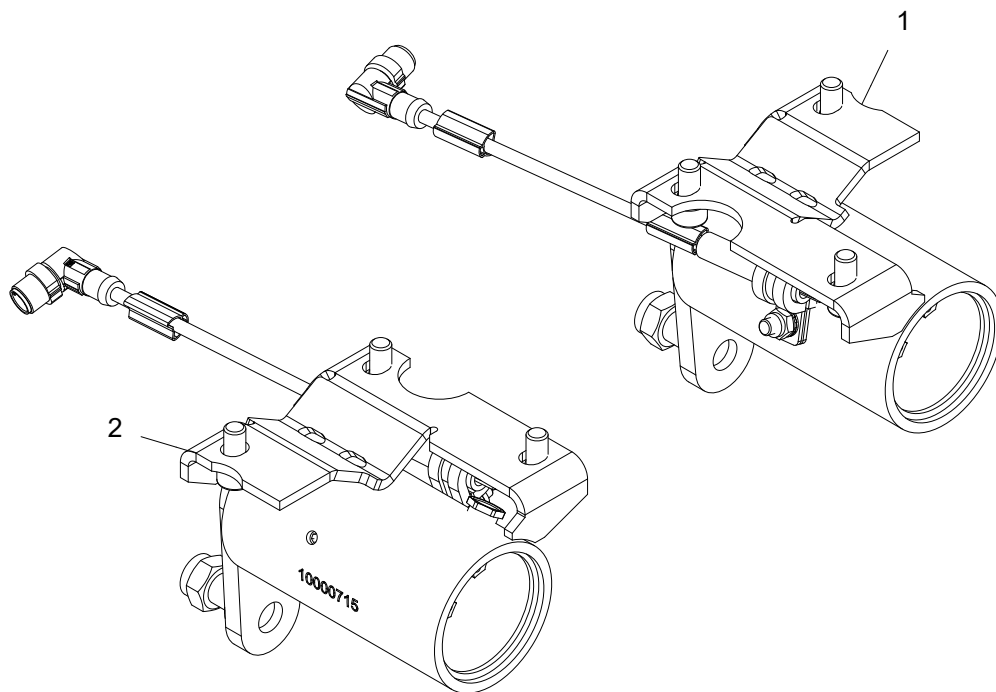
## Lenght measuring arm

Structure 10000041				
Pos.	Part no.	Quantity	Description	Specification
1	512004	2	Bushing	25x15
2			Glue	603



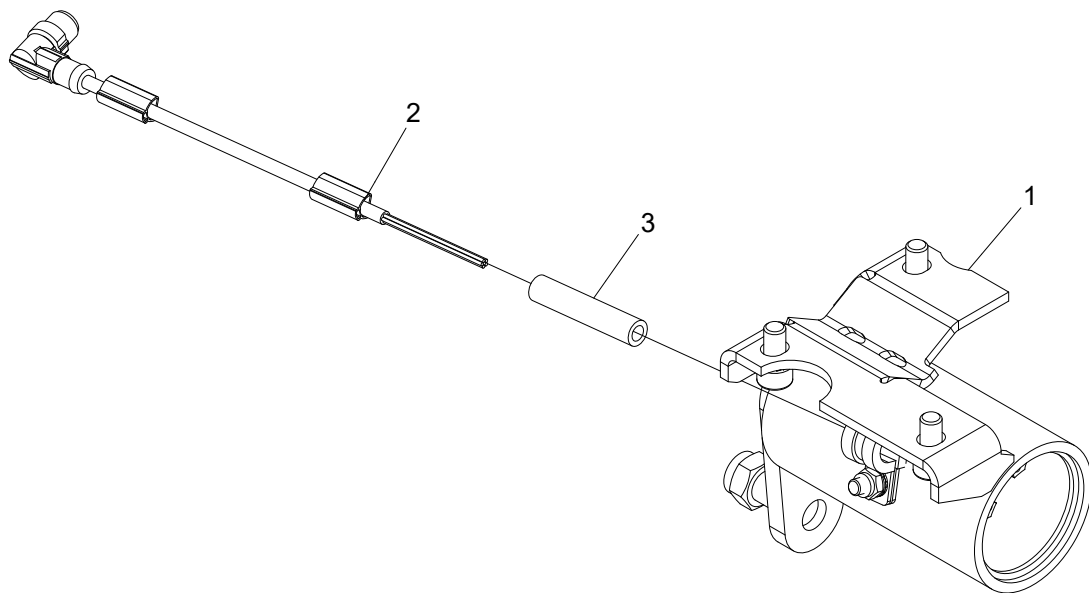
## Hydraulic cylinder

Structure 018349				
Pos.	Part no.	Quantity	Description	Specification
1		1	Tie rod kit	
2	015220	1	Bushing	GE12E
3	517214	1	Circlip	



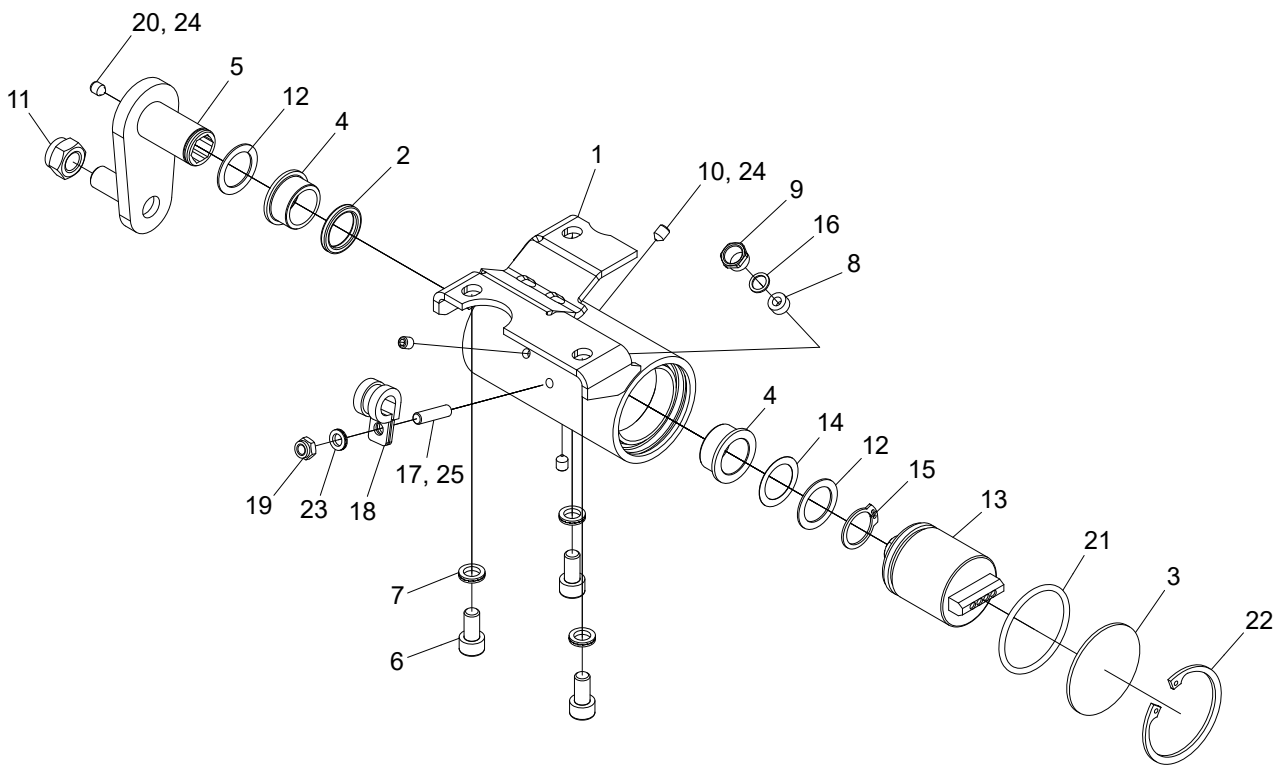
## Diameter measuring

Structure 10000665				
Pos.	Part no.	Quantity	Description	Specification
1	10001399	1	Encoder	
2	10001400	1	Encoder	



## Encoder, left

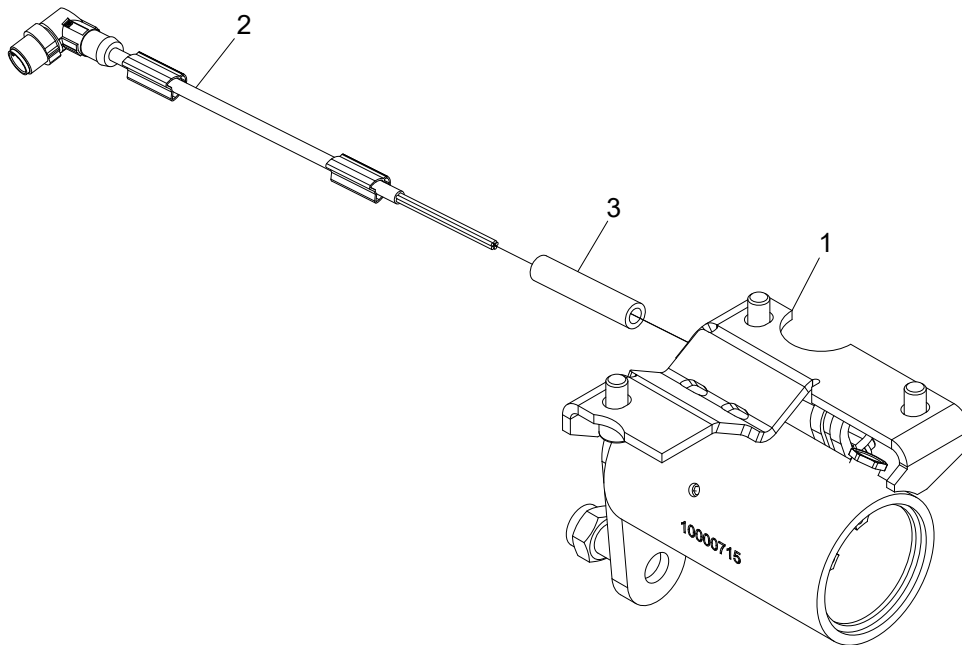
Structure 10001399				
Pos.	Part no.	Quantity	Description	Specification
1	10000719	1	Encoder housing	
2	672052	1	Cable	
3	615020		Hose	ID 6mm, 600 mm





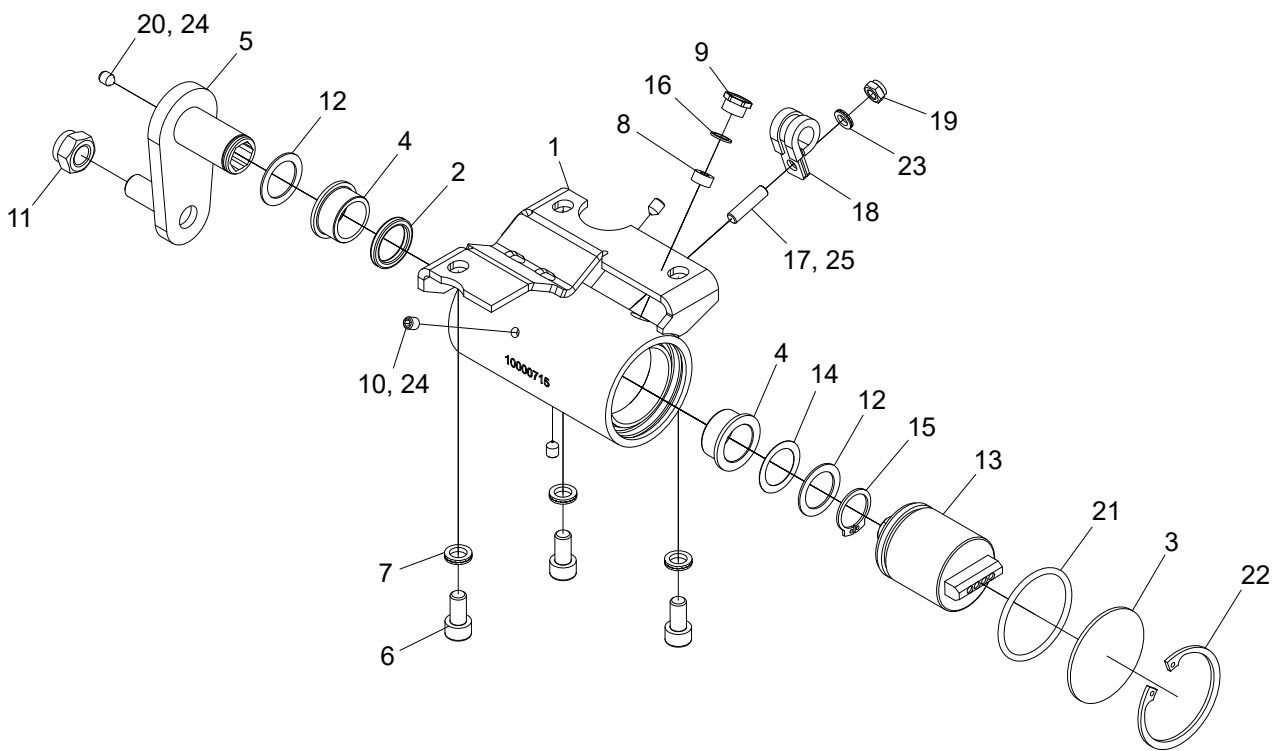
## Encoder housing

Structure 10000719				
Pos.	Part no.	Quantity	Description	Specification
1	10000716	1	Encoder housing	
2	10000666	1	Seal ring	
3	10000505	1	Cap	
4	10001287	2	Sliding bearing	
5	013555	1	Link arm	
6	501067	3	Screw	M8x16 12.9
7	503055	3	Washer	NL8
8	401262	1	Rubber bushing	PG7
9	401260	1	Nut	PG7
10	513010	3	Stop screw	M6x8
11	502056	1	Nut	M12
12	507006	2	Shim	20x28x1
13	401314	1	Encoder	
14	507008	1	Shim	20x28x0,2
15	517027	1	Circlip	SGA 20
16	401261	1	Washer	PG7
17	505053	1	Pin screw	M6x23,5
18	622049	1	Clamp	
19	502053	1	Nut	M6
20	513040	1	Stop screw	M6x6
21	543027	1	O-ring	Ø44,2x3,0
22	517245	1	Circlip	SGH 52
23	503065	1	Washer	NL6
24			Threadlocker	542
25			Threadlocker	243



## Encoder, right

Structure 10001400				
Pos.	Part no.	Quantity	Description	Specification
1	10000720	1	Encoder housing	
2	672051	1	Cable	
3	615020		Hose	ID 6mm, 600 mm



## Encoder housing

Structure 10000720				
Pos.	Part no.	Quantity	Description	Specification
1	10000715	1	Encoder housing	
2	10000666	1	Seal ring	
3	10000505	1	Cap	
4	10001287	2	Sliding bearing	
5	013555	1	Link arm	
6	501067	3	Screw	M8x16 12.9
7	503055	3	Washer	NL8
8	401262	1	Rubber bushing	PG7
9	401260	1	Nut	PG7
10	513010	3	Stop screw	M6x8
11	502056	1	Nut	M12
12	507006	2	Shim	20x28x1
13	401314	1	Encoder	
14	507008	1	Shim	20x28x0,2
15	517027	1	Circlip	SGA 20
16	401261	1	Washer	PG7
17	505053	1	Pin screw	M6x23,5
18	622049	1	Clamp	
19	502053	1	Nut	M6
20	513040	1	Stop screw	M6x6
21	543027	1	O-ring	Ø44,2x3,0
22	517245	1	Circlip	SGH 52
23	503065	1	Washer	NL6
24			Threadlocker	542
25			Threadlocker	243



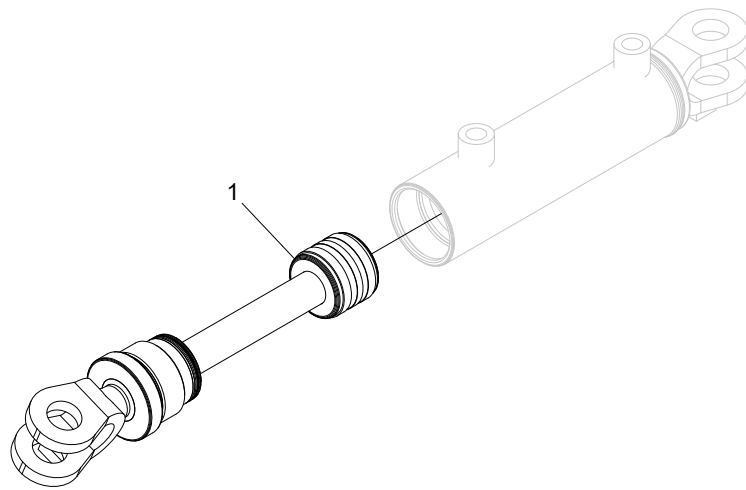
# Felling unit





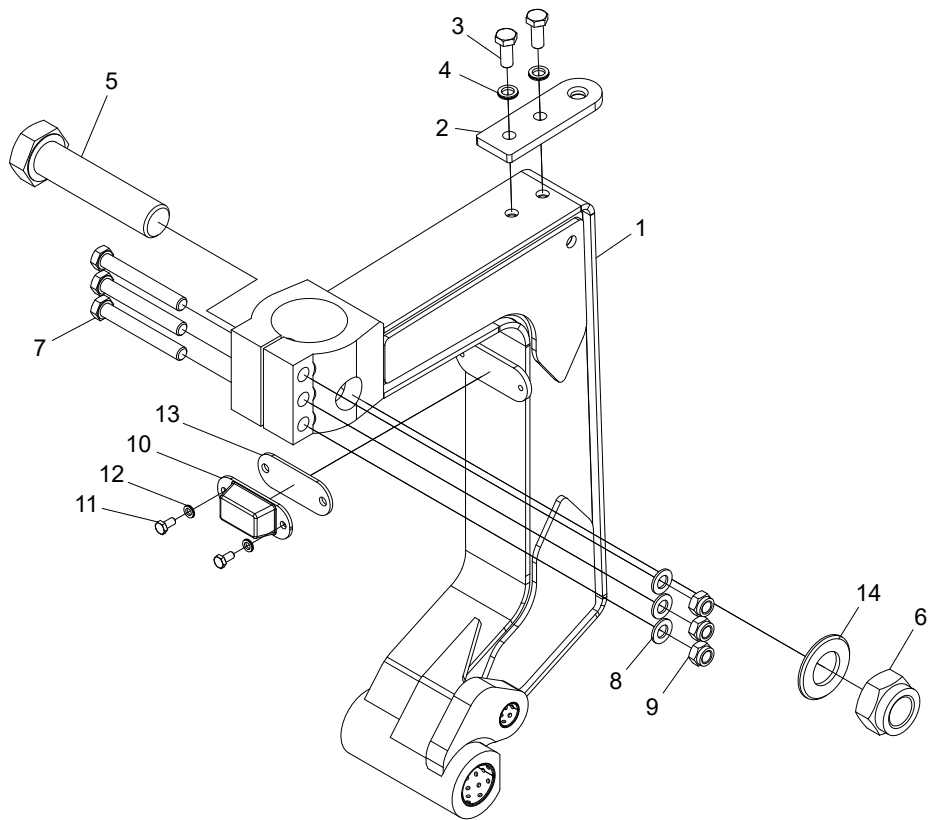
## Felling unit, assembly

Structure 10000548				
Pos.	Part no.	Quantity	Description	Specification
1	010150	2	Pin	
2	010178-2	1	Pin	
3	516002	1	Cotter pin	6.3x50
4	625000	2	Grease nipple	1/8"
5	018352	1	Hydraulic cylinder	
6	516001	2	Cotter pin	5x32
7	507002	1	Shim	36x45x0,5
8	507003	1	Shim	36x45x0,3
9	500087	1	Screw	M12x16
10	601101	2	Bonded seal	1/4"
11	601028	2	Adapter	BSP -04
12	601200	4	Copper seal	13x19x1,5
13	601060	2	Banjo screw	1/4"
14	507001	1	Shim	36x45x1,0
15	641630	1	Hydraulic hose	
16	641631	1	Hydraulic hose	
17	10000372	1	Decal	
18	625001	1	Grease nipple	1/8"



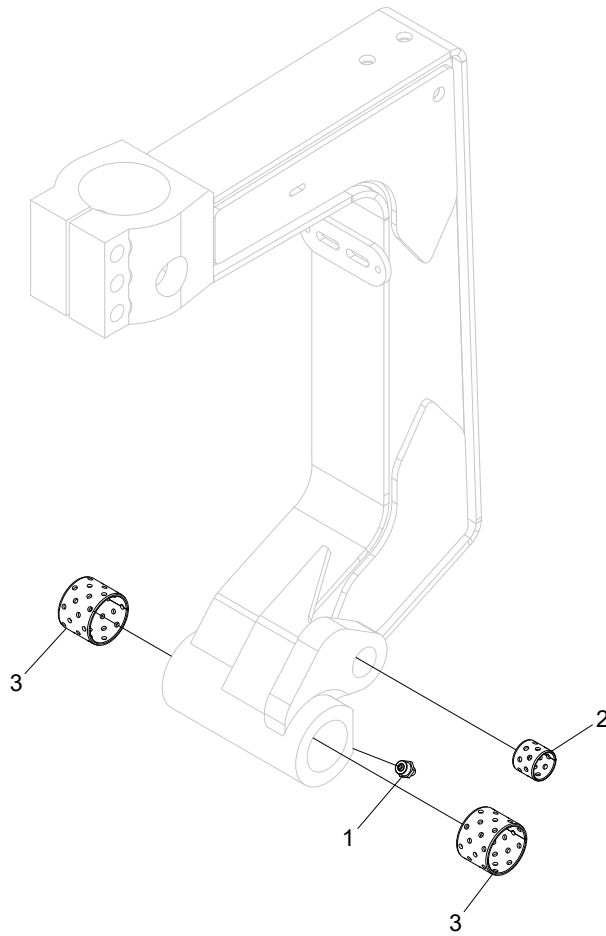
## Hydraulic cylinder

Structure 018352				
Pos.	Part no.	Quantity	Description	Specification
1	018352-KIT	1	Tie rod kit	



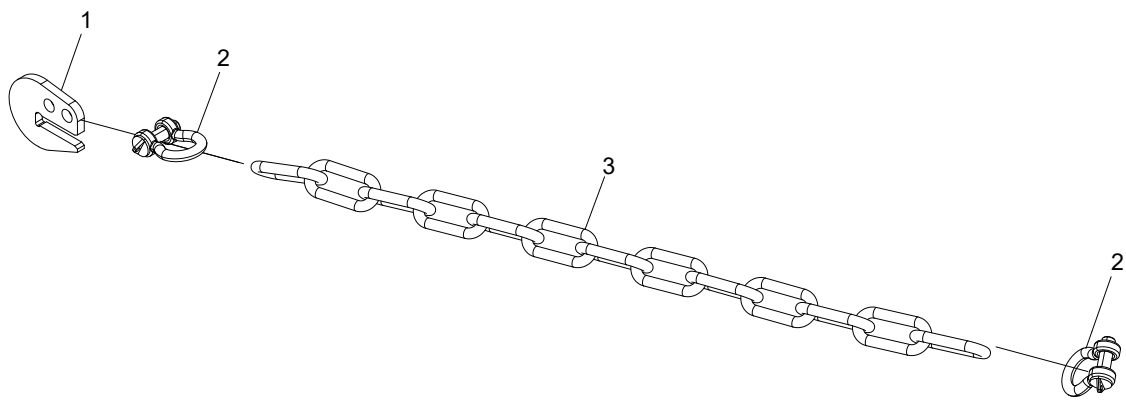
## Felling link for GV4

Structure 10000549				
Pos.	Part no.	Quantity	Description	Specification
1	033069	1	Felling link	
2	011717	1	Bracket	
3	500068	2	Screw	M10x25 8.8 FZB
4	503057	2	Washer	NL10
5	505011	1	Screw	M30x130 8.8 FZB
6	502064	1	Nut	M30
7	500102	3	Screw	M12x90 8.8 FZB
8	503009	3	Washer	12x22x2 FZB
9	502056	3	Nut	M12
10	012845	1	Rubber damper	
11	500021	2	Screw	M6x12 8.8 FZB
12	503065	2	Washer	NL6
13	011569	1	Shim	
14	503046	1	Washer	31x58x4 FZB



## Felling link

Structure 033069				
Pos.	Part no.	Quantity	Description	Specification
1	625000	1	Grease nipple	1/8"
2	512001	1	Bushing	20x20
3	512012	2	Bushing	35x30



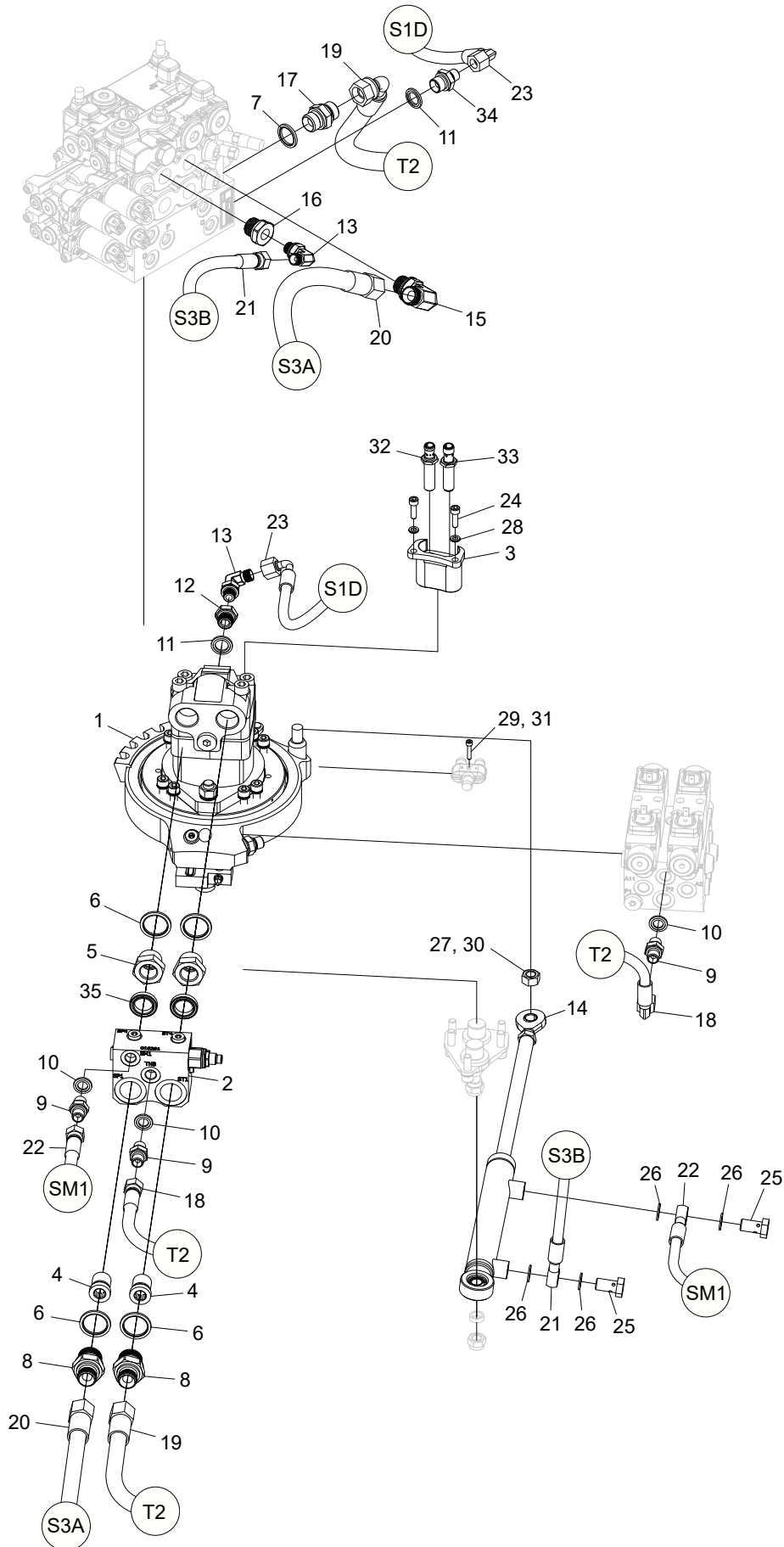


## Safety chain

Structure 013239				
Pos.	Part no.	Quantity	Description	Specification
1	013098	1	Safety hook	
2	523071	2	Shackle	
3	523088	1	Chain	

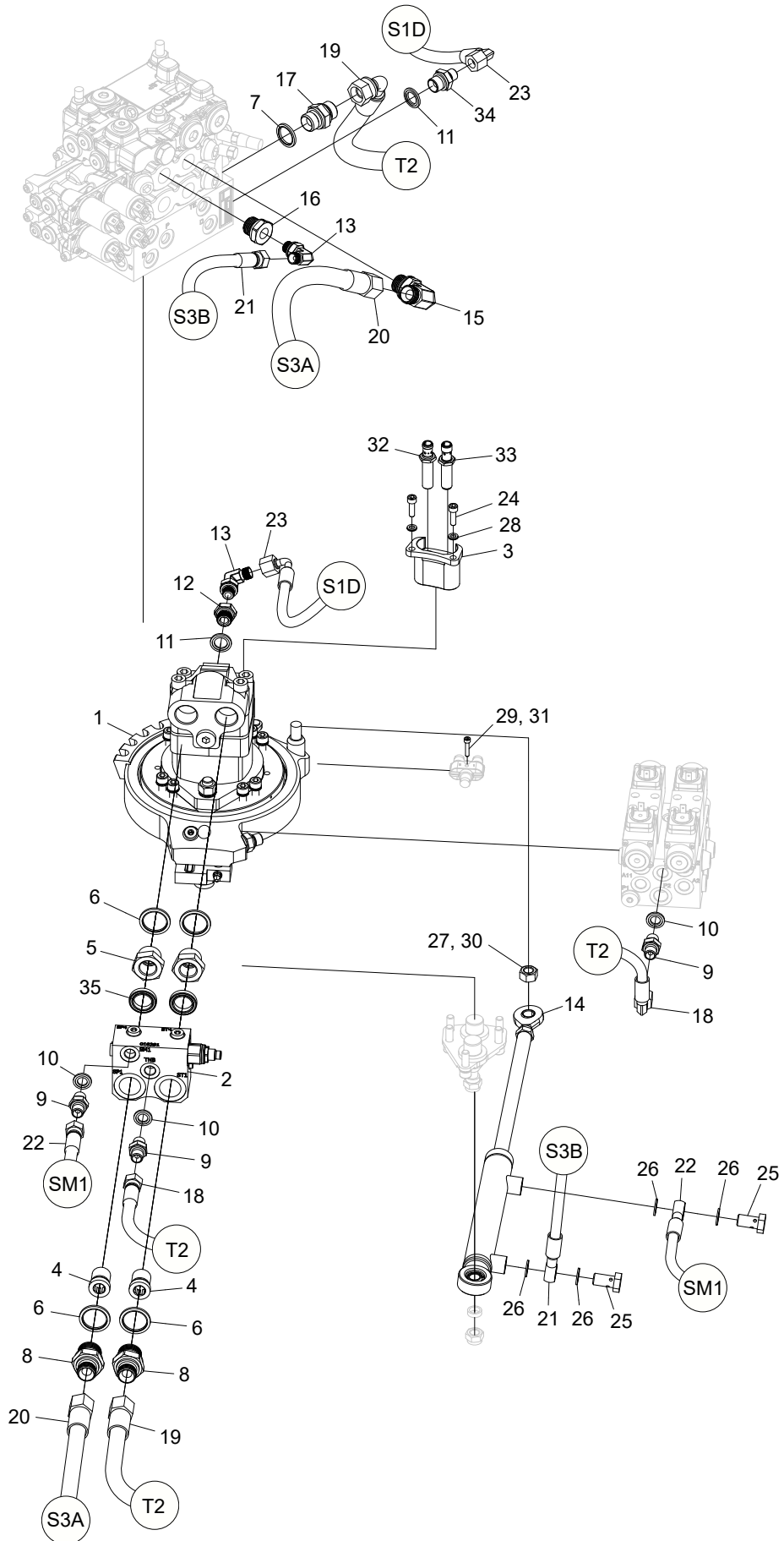


# Saw unit

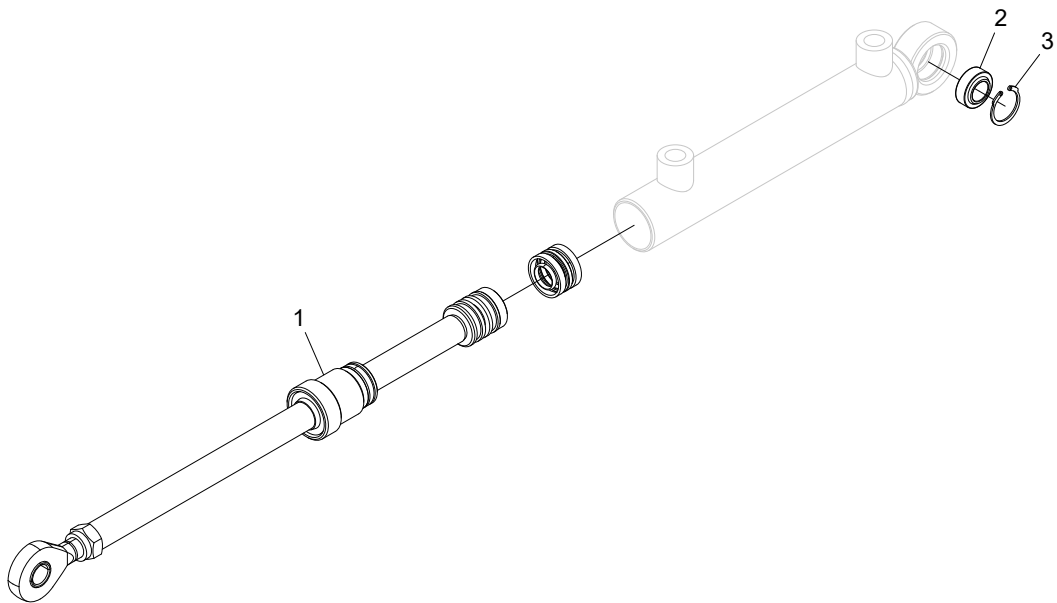


## Saw unit

Structure 10000463				
Pos.	Part no.	Quantity	Description	Specification
1	10000322	1	Saw unit	
2	018300	1	Manifold	
3	10000458	1	Bracket	
4	013345	2	Adapter	1/2"
5	601053	2	Adapter	BSP -08/ BSP-12
6	601104	4	Bonded seal	3/4"
7	601103	1	Bonded seal	1/2"
8	601037	2	Adapter	1/2" - 3/4"
9	601028	3	Adapter	BSP -04
10	601101	3	Bonded seal	1/4"
11	601102	2	Bonded seal	3/8"
12	602052	1	Adapter	3/8" - 1/4"
13	602020	2	Adapter	BSP -04
14	018348	1	Hydraulic cylinder	
15	602022	1	Adapter	BSP -08
16	602059	1	Adapter	BSP -08 / BSP -04
17	601036	1	Adapter	1/2"
18	641645	1	Hydraulic hose	
19	641647	1	Hydraulic hose	
20	641646	1	Hydraulic hose	
21	641648	1	Hydraulic hose	
22	641649	1	Hydraulic hose	
23	641650	1	Hydraulic hose	
24	501046	2	Screw	M6x20 12.9
25	601060	2	Banjo screw	1/4"
26	601200	4	Copper seal	13x19x1,5
27	502007	1	Nut	M12 FZB
28	503065	2	Washer	NL6
29	501016	1	Screw	M4x20 12.9
30			Threadlocker	270
31			Threadlocker	243
32	401318	1	Sensor	
33	10000370	1	Sensor	



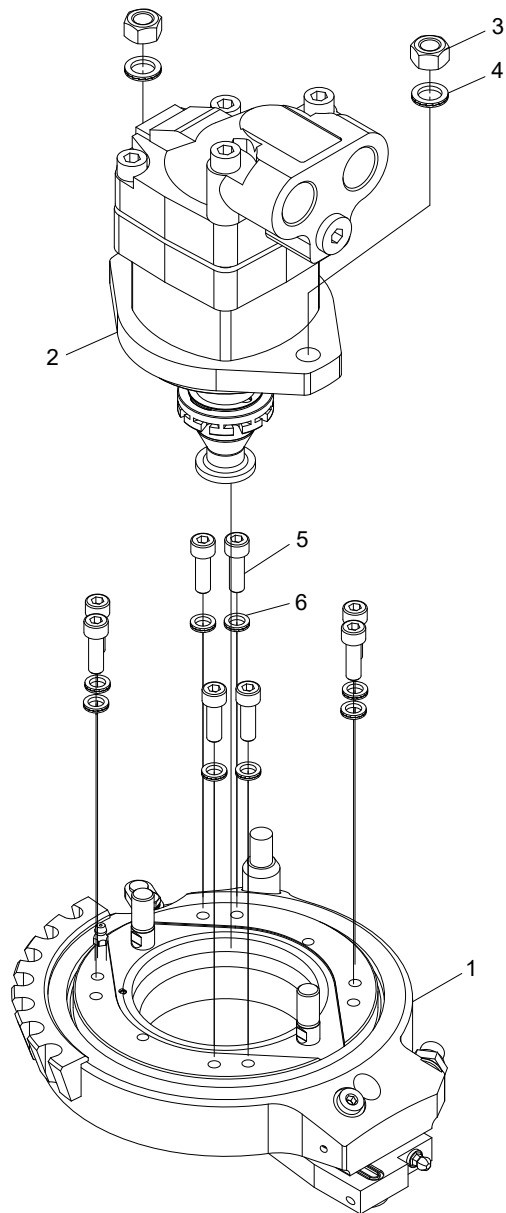
Structure				
Pos.	Part no.	Quantity	Description	Specification
34	601029	1	Adapter	1/4" - 3/8"
35	022990	2	Spacer	





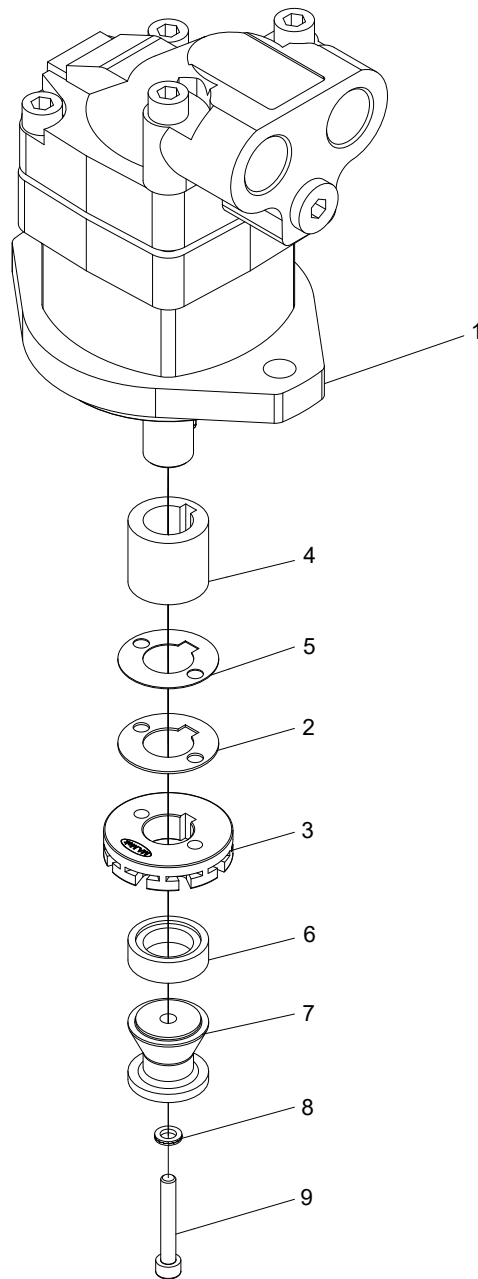
## Hydraulic cylinder

Structure 018348				
Pos.	Part no.	Quantity	Description	Specification
1		1	Tie rod kit	
2	510002	1	Bushing	GE12E
3	517214	1	Circlip	



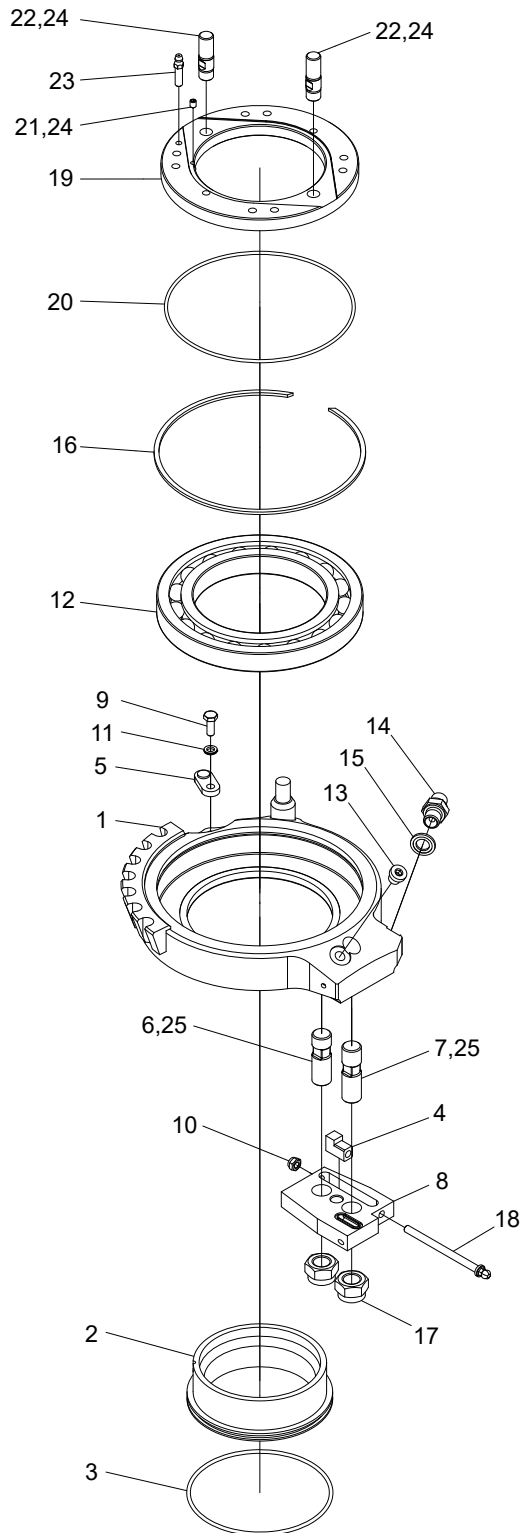
## Saw unit

Structure 10000322				
Pos.	Part no.	Quantity	Description	Specification
1	10000321	1	Saw bar bracket	
2	10000379	1	Hydraulic motor	
3	502007	2	Nut	M12
4	503060	2	Washer	NL12
5	501070	8	Screw	M8x25 12.9
6	503055	8	Washer	NL8



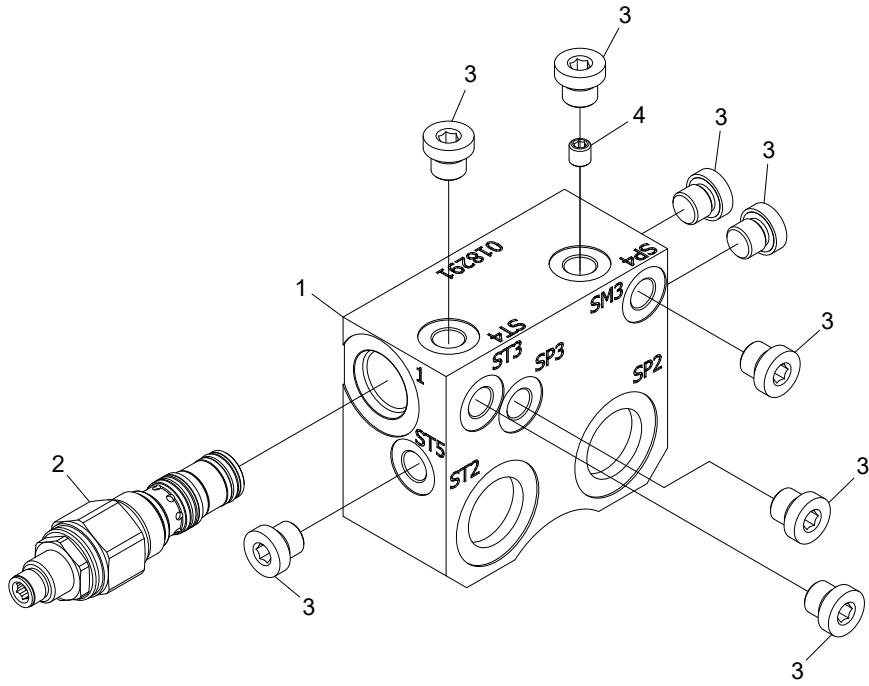
## Saw motor

Structure 10000379				
Pos.	Part no.	Quantity	Description	Specification
1	609000	1	Hydraulic motor	
2	549213	1	Shim	20 - 1,0mm
3	549102	1	Sprocket	z=9
4	010678	1	Spacer	
5	549212	1	Shim	20 - 0,5mm
6	010679	1	Spacer	
7	011225	1	Chain catcher	
8	503065	1	Washer	NL6
9	501051	1	Screw	M6x40 12.9



## Saw bar bracket

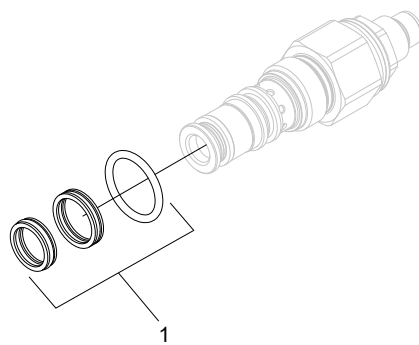
Structure 10000321				
Pos.	Part no.	Quantity	Description	Specification
1	011692	1	Saw bar bracket	
2	011597	1	Hub	
3	543002	1	O-ring	Ø114,5x3
4	010098	1	Adjuster lug	
5	011169	1	Magnet	
6	011670	1	Pin screw	
7	011671	1	Pin screw	
8	017547	1	Thrust washer	
9	500023	1	Screw	M6x16 8.8 FZB
10	502053	1	Nut	M6 FZB
11	503065	1	Washer	NL6
12	508002	1	Bearing	
13	601000	1	Hex plug	1/8"
14	601028	1	Adapter	BSP -08
15	601101	1	Bonded seal	1/4"
16	517001	1	Circlip	SB 170
17	502705	2	Nut	M16 KL10 FZB
18	10000293	1	Screw	
19	10000380	1	Flange	
20	543153	1	O-ring	Ø152,07x6,62
21	513003	1	Stop screw	M5x8
22	10000320	2	Pin screw	
23	10000329	1	Grease nipple	M6x1-30mm
24			Loctite	243
25			Loctite	270





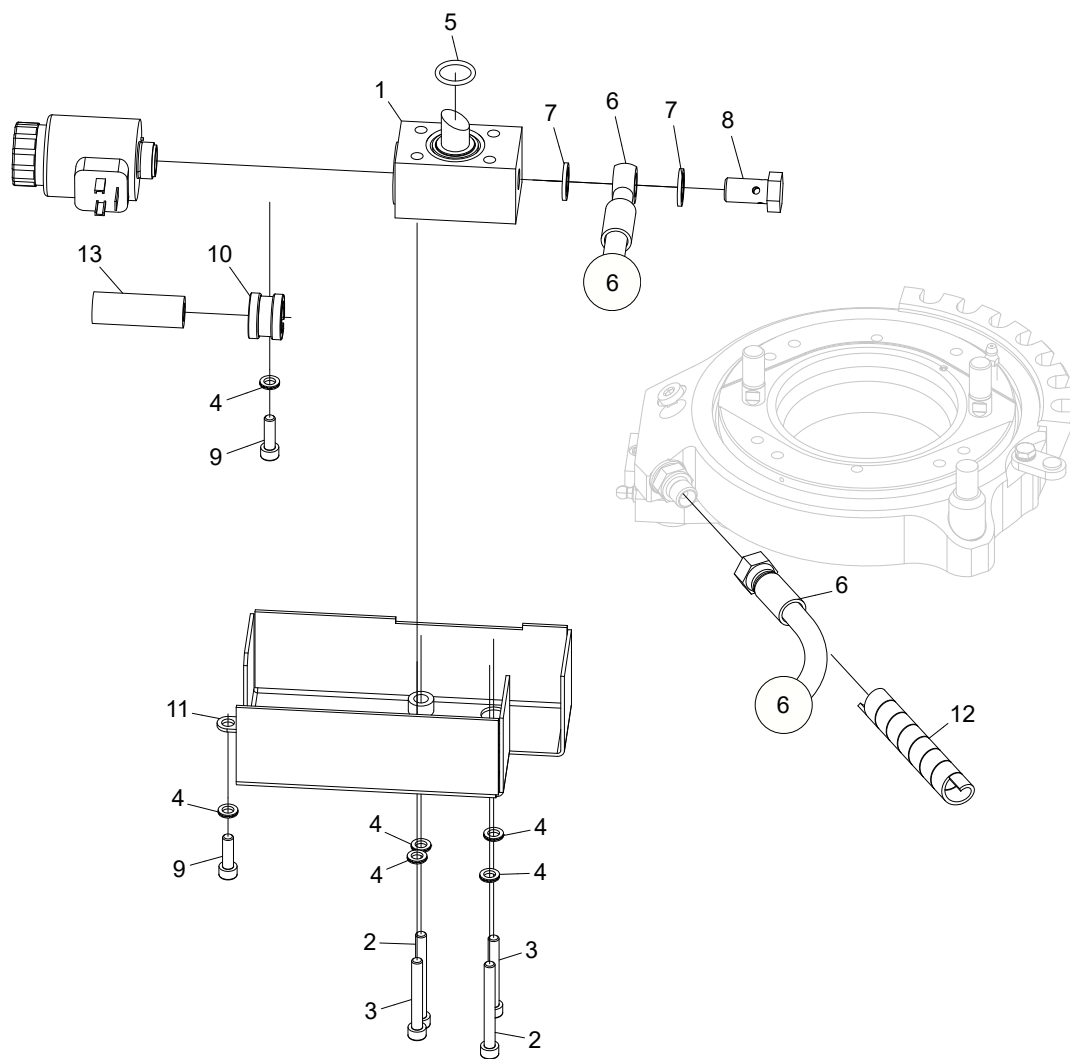
## Manifold

Structure 018300				
Pos.	Part no.	Quantity	Description	Specification
1	018291	1	Manifold	
2	619013	1	Pressure reducing valve	
3	601000	8	Hex plug	1/8"
4	613013	1	Orifice	M6



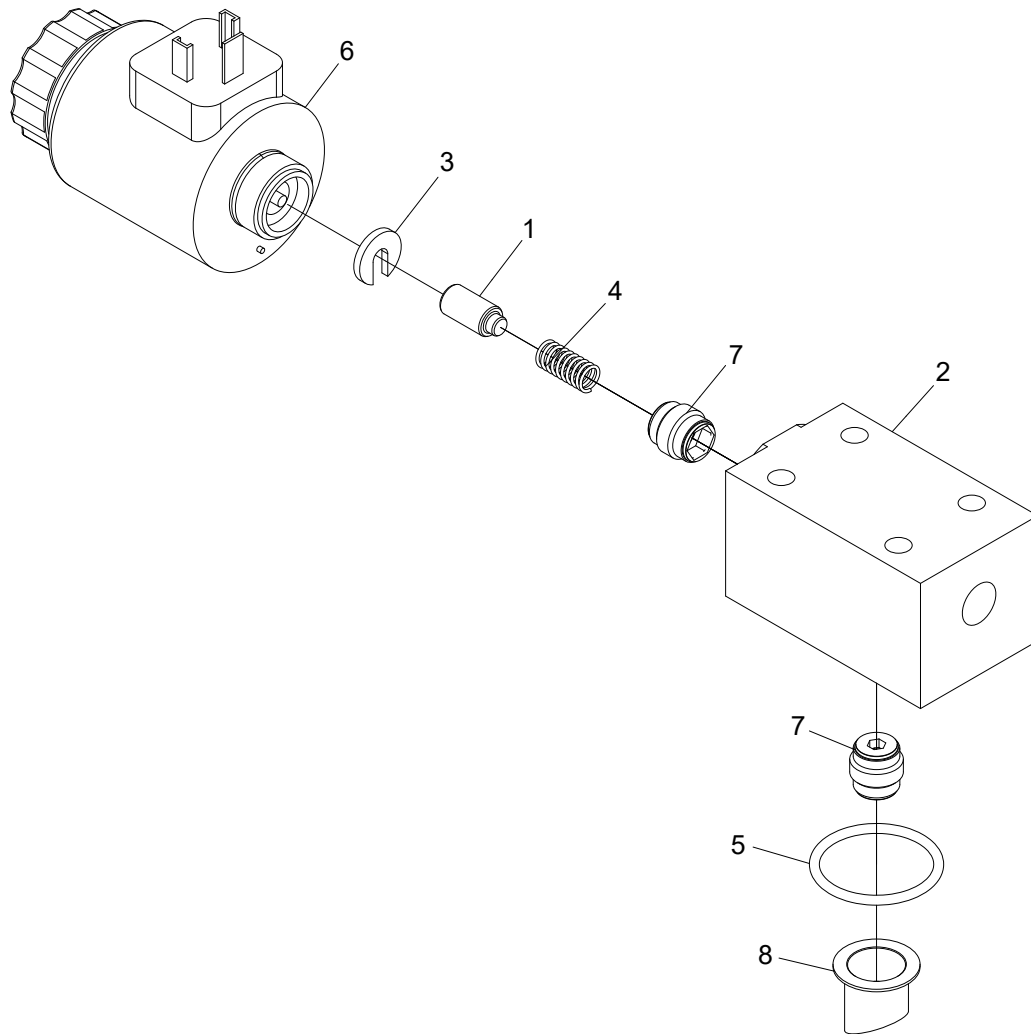
## Pressure reducer

Structure 611206				
Pos.	Part no.	Quantity	Description	Specification
1	554093	1	Seal kit	



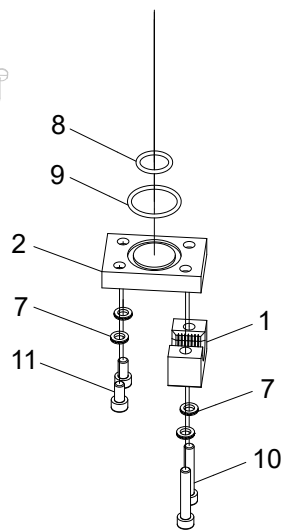
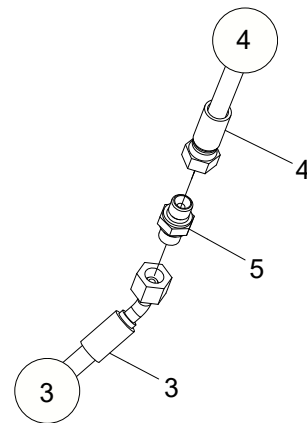
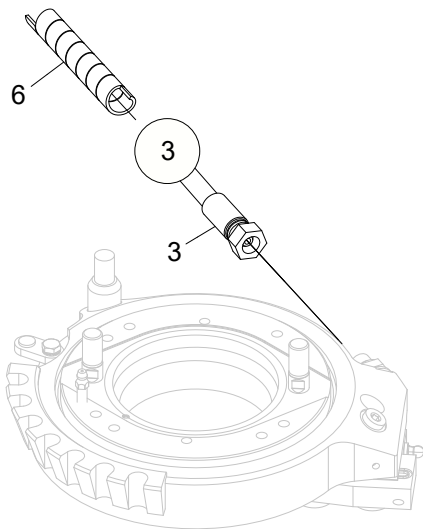
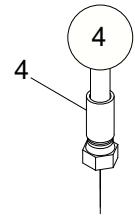
## Chain lubrication, Easy Greasy

Structure 10000466				
Pos.	Part no.	Quantity	Description	Specification
1	033027	1	Pump	
2	501054	2	Hex screw	M6x55 12.9
3	501052	2	Screw	M6x45 12.9
4	503065	6	Washer	NL6
5	540074	1	O-ring	Ø17,3x2,4
6	641653	1	Hydraulic hose	
7	601101	2	Bonded seal	1/4"
8	601060	1	Banjo screw	1/4"
9	501046	2	Hex screw	M6x20 12.9
10	622061	1	Clamp	16 mm
11	10000472	1	Cover	
12	615055		Hose protection	12,7 mm
13	641659	1	Protective hose	



## Pump

Structure 033027				
Pos.	Part no.	Quantity	Description	Specification
1	010897	1	Piston	
2	016282	1	Pump housing	
3	016426	1	Spacer	
4	526005	1	Spring	
5	543012	1	O-ring	27,6x2,4
6	613062	1	Solenoid	24V
7	617016	2	Check valve	RC1
8	620302	1	Filter	





## Grease lubrication

Structure 10000468				
Pos.	Part no.	Quantity	Description	Specification
1	10000484	1	Clamp	
2	10000485	1	Plate	
3	641655	1	Hydraulic hose	
4	641654	1	Hydraulic hose	
5	601028	1	Adapter	BSP -04
6	615055		Hose protection	12,7 mm
7	503065	4	Washer	NL6
8	540074	1	O-ring	17,3x2,4 mm
9	543012	1	O-ring	27,6x2,4 mm
10	501050	2	Hex screw	M6x35 12.9
11	501043	2	Hex screw	M6x12 12.9

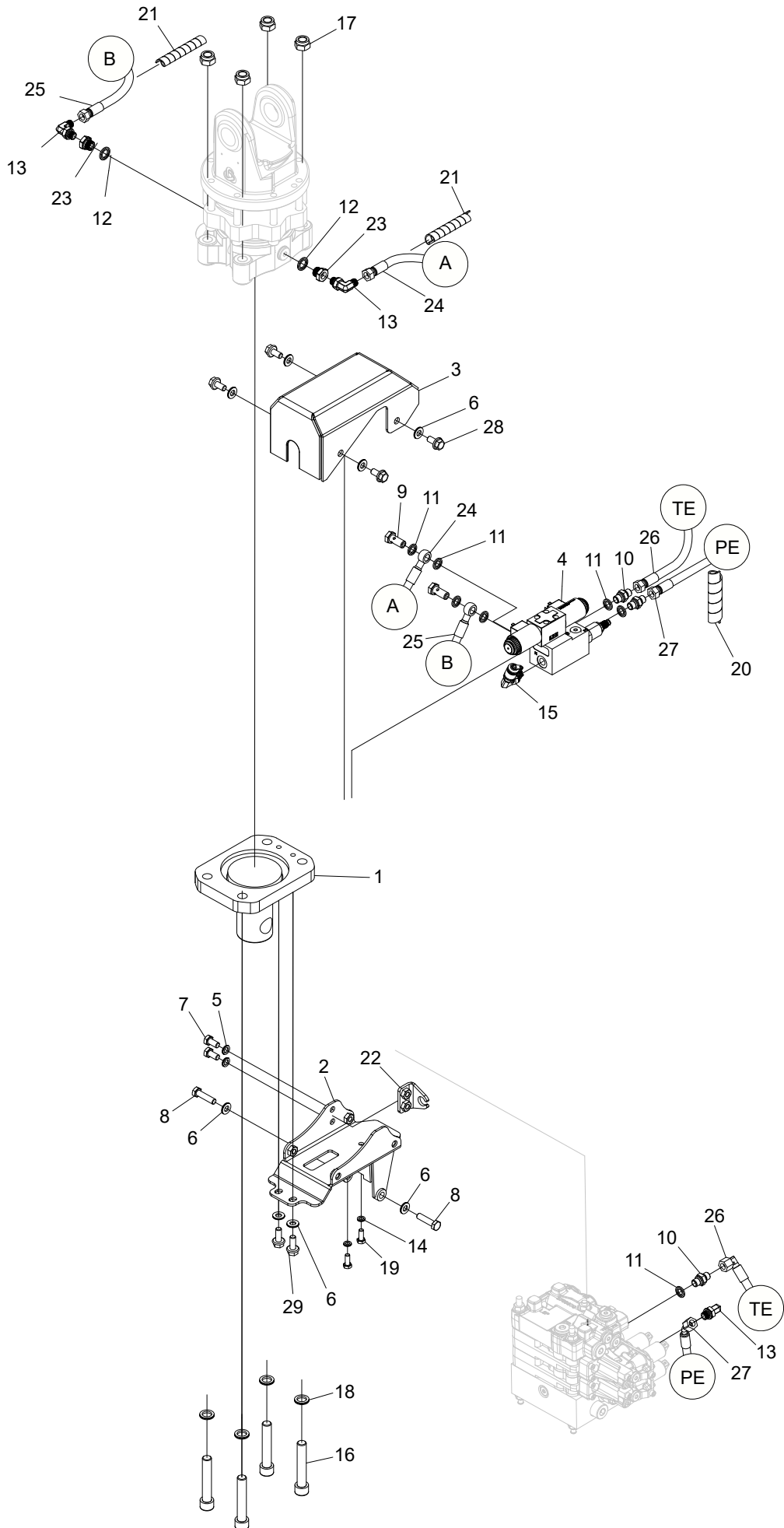


## Saw bar and saw chain

Structure				
Pos.	Part no.	Quantity	Description	Specification
	549018-058		Saw chain	18HX 58DL
	549418-048		Saw bar	18H 48cm

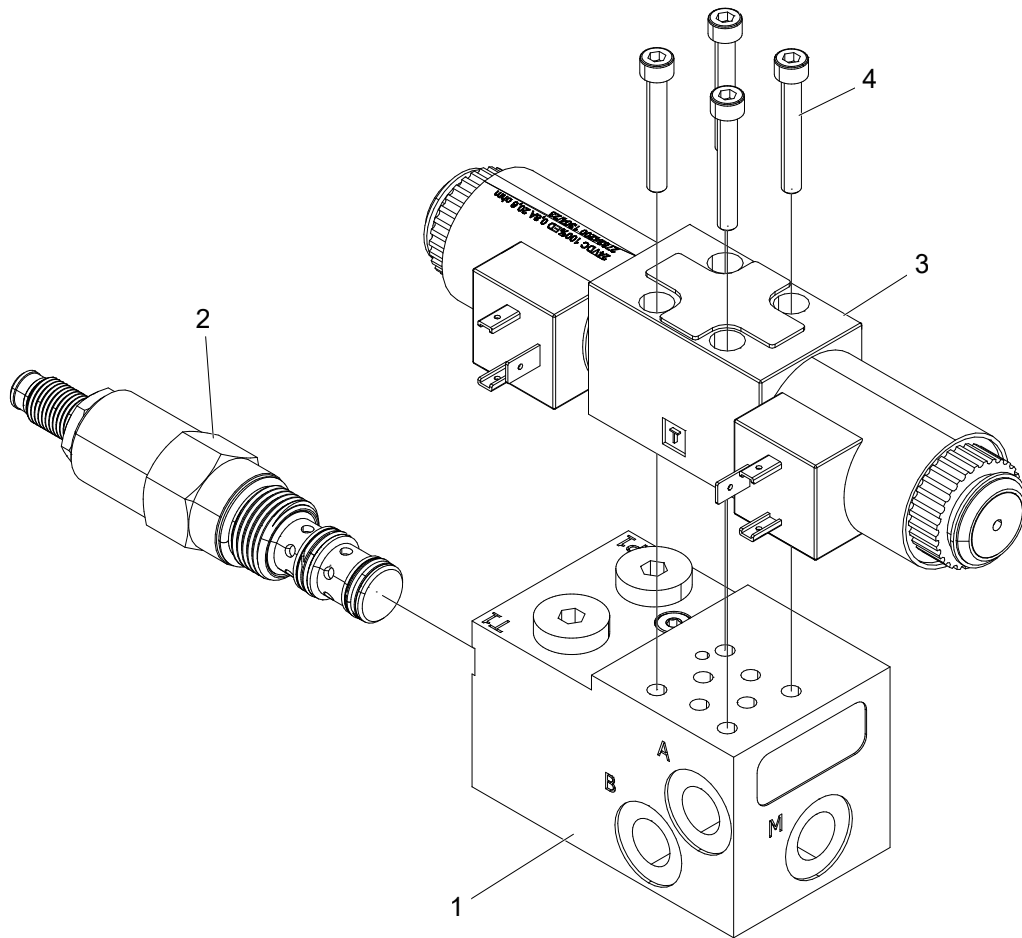


# Accessories



## Rotator control

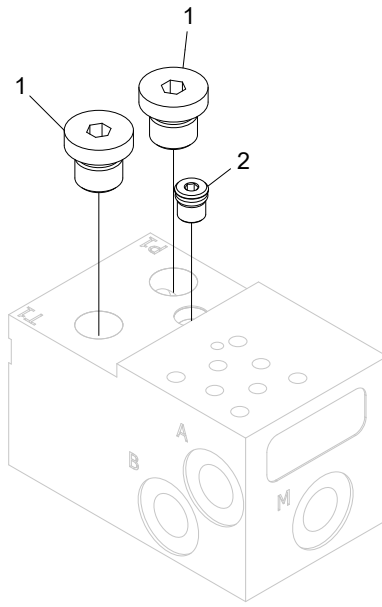
Structure 10000552				
Pos.	Part no.	Quantity	Description	Specification
1	017985	1	Bracket	
2	017988	1	Bracket	
3	017881	1	Cover	
4	017604	1	Manifold	
5	503057	2	Washer	NL10
6	503075	8	Washer	NL10 sp
7	500066	2	Screw	M10x20 8.8 FZB
8	500071	2	Screw	M10x40 8.8 FZB
9	601068	2	Banjo screw	1/4"
10	601028	3	Adapter	BSP -04
11	601101	7	Bonded seal	1/4"
12	601102	2	Bonded seal	3/8"
13	602020	3	Adapter	BSP -04
14	503055	2	Washer	NL8
15	601263	1	Test point	1/4"
16	501140	4	Screw	M16x90 12.9
17	502705	4	Nut	M16
18	503063	4	Washer	NL16
19	500043	2	Screw	M8x20 8.8 FZB
20	615049		Hose protection	3/4" L=1800mm
21	615055		Hose protection	1/2" L=400mm
22	016666	1	Bracket	
23	602052	2	Adapter	3/8" - 1/4"
24	641663	1	Hydraulic hose	
25	641662	1	Hydraulic hose	
26	641661	1	Hydraulic hose	
27	641660	1	Hydraulic hose	
28	505083	4	Screw	M10x20 10.9
29	505084	2	Screw	M10x25 10.9





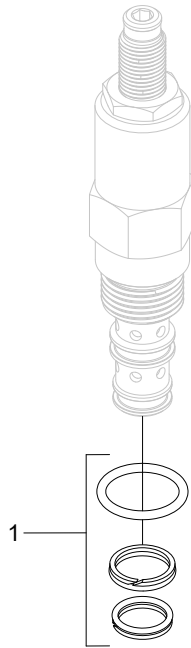
## Manifold

Structure 017604				
Pos.	Part no.	Quantity	Description	Specification
1	612044	1	Manifold	
2	619016	1	Pressure reducer	
3	612031	1	Directional valve	
4	501032	4	Screw	M5x35 12.9



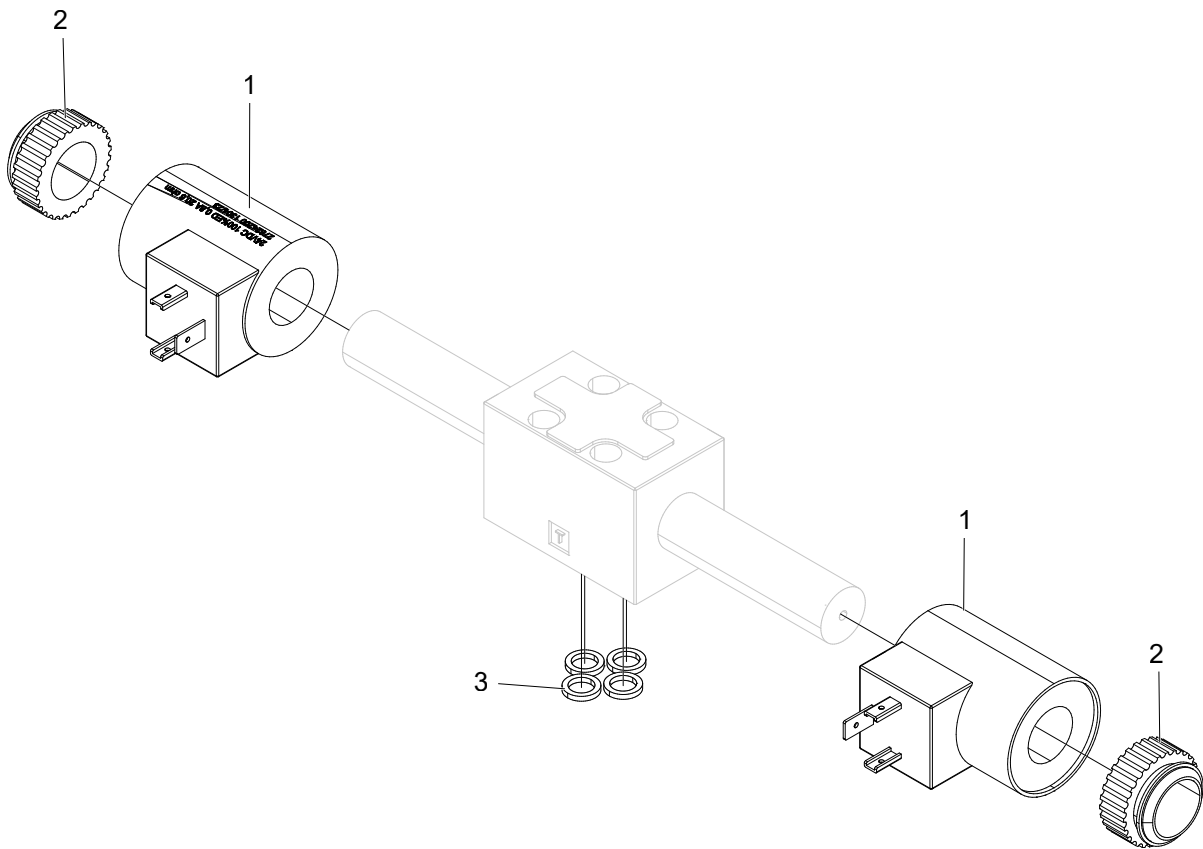
## Manifold

Structure 612044				
Pos.	Part no.	Quantity	Description	Specification
1	601001	2	Hex plug	1/4"
2	601020	1	Plug	5.0 mm x 1.5 70 shore



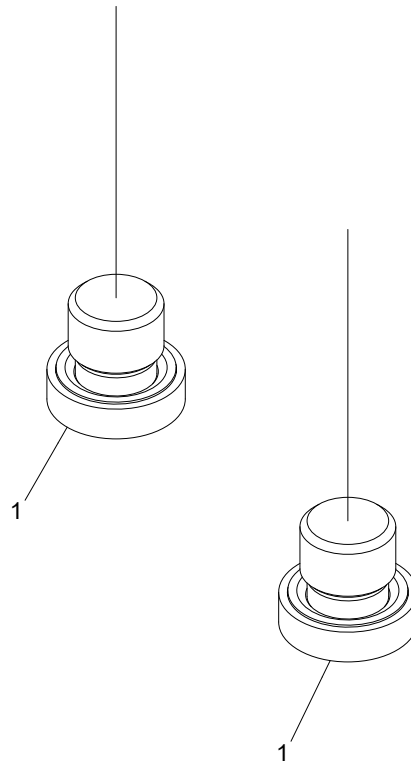
## Pressure reducer

Structure 619016				
Pos.	Part no.	Quantity	Description	Specification
1	620352	1	Seal kit	



## Directional valve

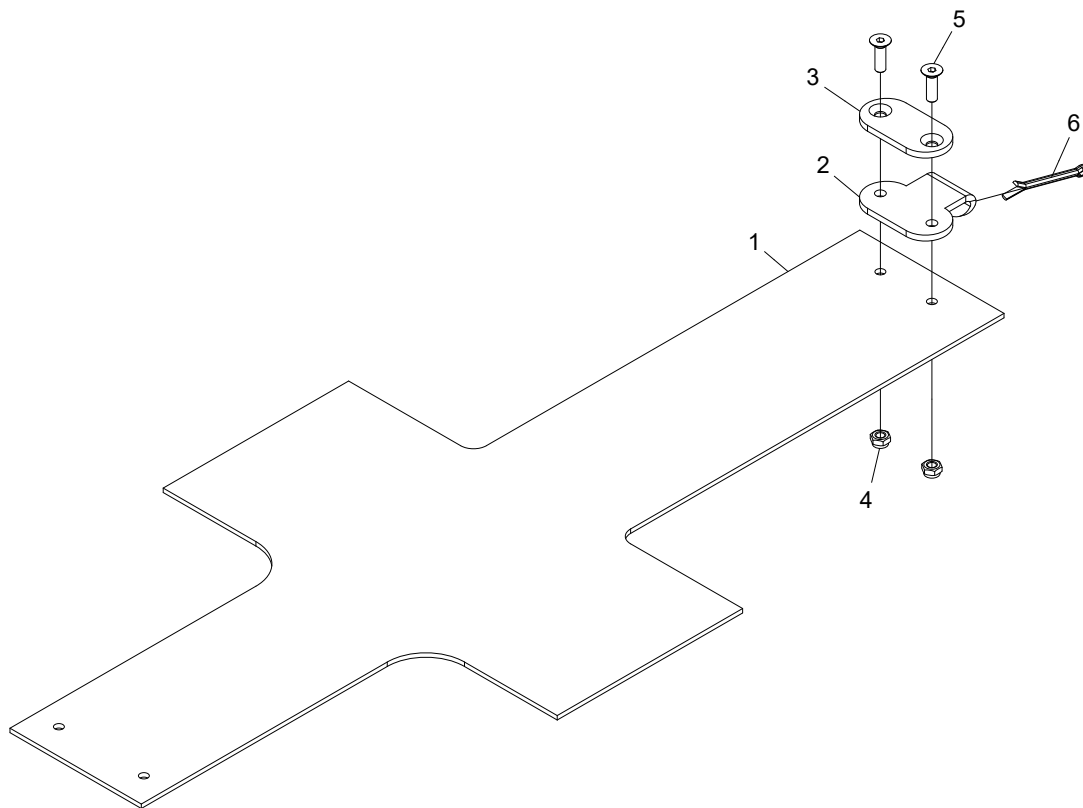
Structure 612031				
Pos.	Part no.	Quantity	Description	Specification
1	613076	2	Solenoid	
2	613105	2	Plastic nut	
3	540037	4	O-ring	7,65x1,68 NBR





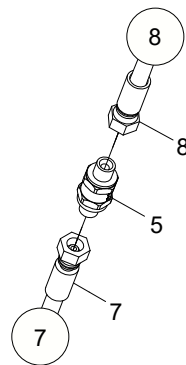
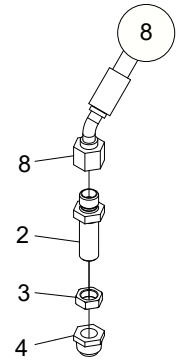
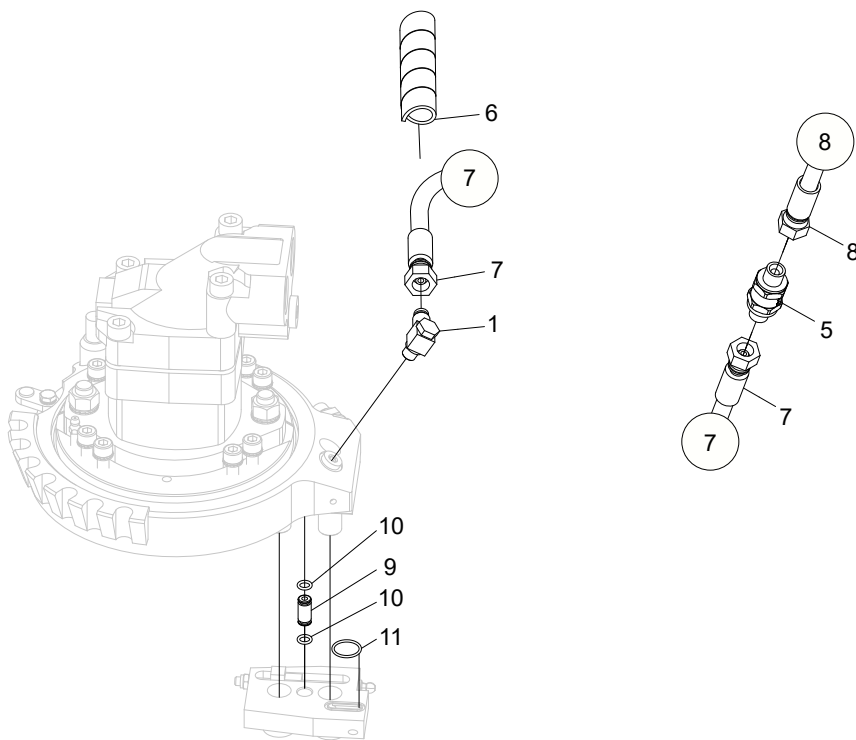
## Without rotator control

Structure 10000667				
Pos.	Part no.	Quantity	Description	Specification
1	601001	2	Hex plug	1/4"



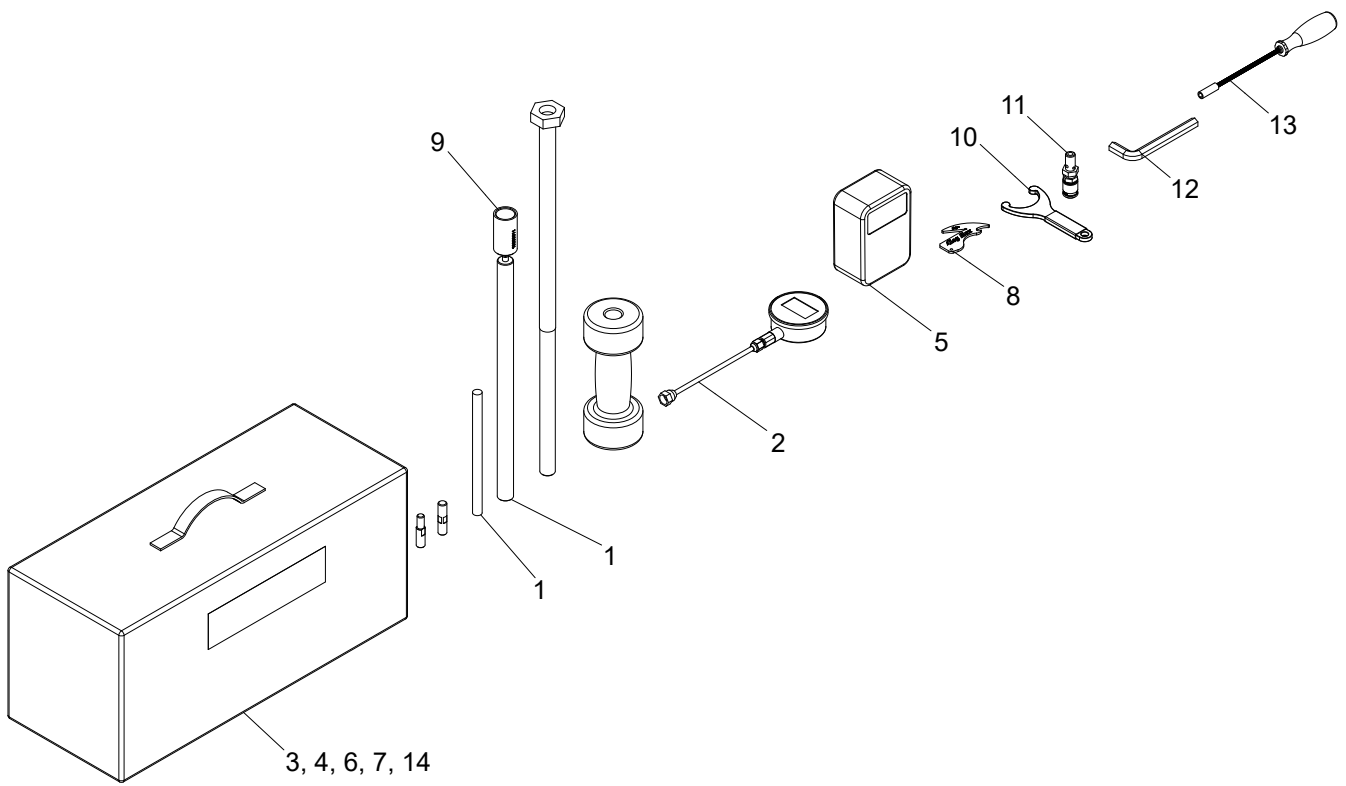
## Snow cover

Structure 033030				
Pos.	Part no.	Quantity	Description	Specification
1	013844	1	Rubber blanket	
2	012387	1	Bracket	
3	012388	1	Washer	
4	502053	2	Nut	M6 FZB
5	504030	2	Screw	M6x20 10.9
6	516000	1	Cotter pin	4x50



## Stump treatment

Structure 10000469				
Pos.	Part no.	Quantity	Description	Specification
1	602075	1	Adapter	1/8" -6L
2	601210	1	Bulkhead	1/4"
3	601253	1	Nut	1/4"
4	602039	1	Plug	BSP -04
5	617009	1	Check valve	1/4"
6	615049		Hose protection	3/4"
7	641658	1	Hydraulic hose	
8	641657	1	Hydraulic hose	
9	011693	1	Tube	
10	540035	2	O-ring	Ø6,75x1,78
11	540014	1	O-ring	17,1x1,6



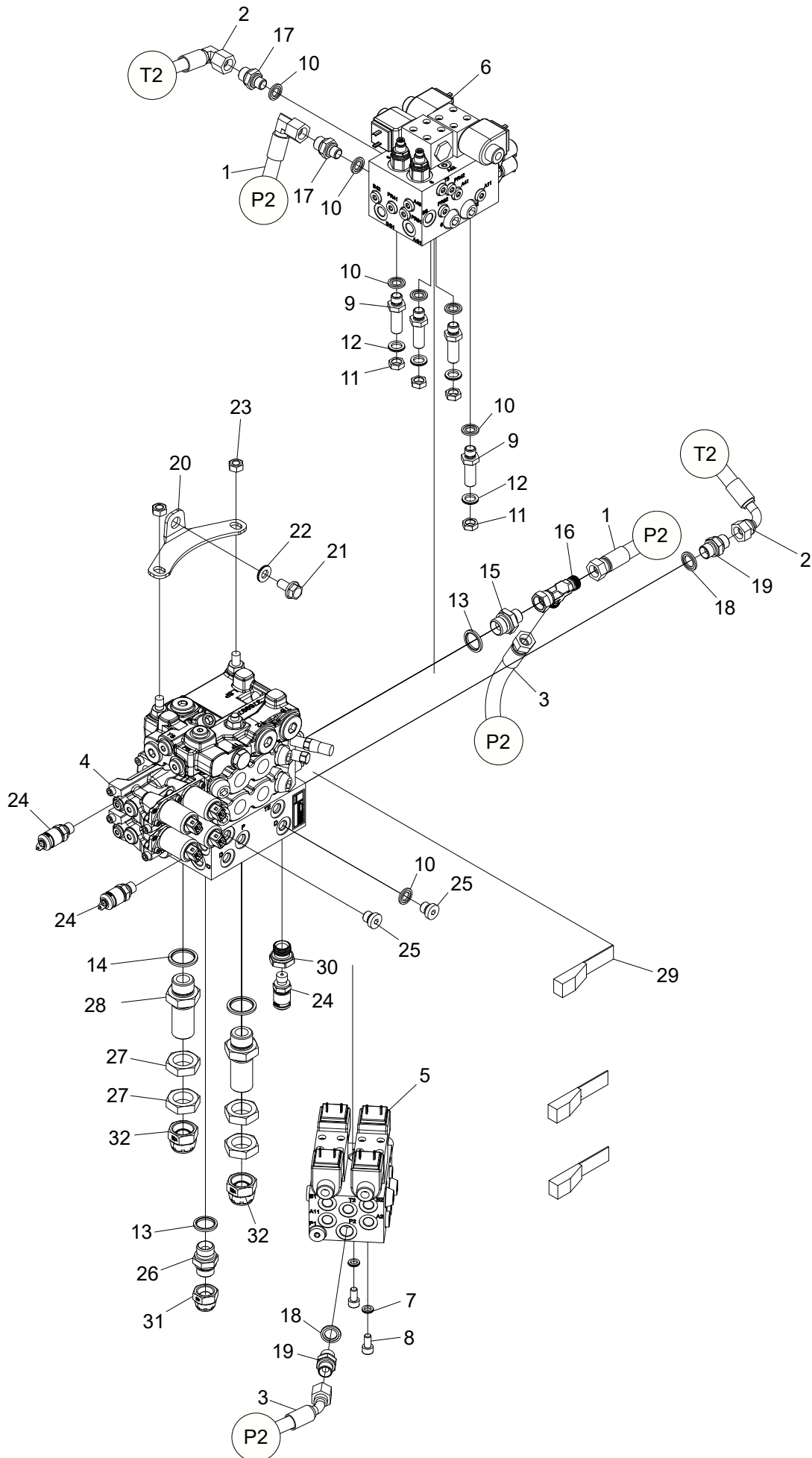
## Tool kit

Structure 10000525				
Pos.	Part no.	Quantity	Description	Specification
1	010404	1	Tool	
2	623053	1	Manometer	
3	522718	1	Tool	
4	519190	2	Decal	
5	402804	1	Multimeter	
6	522227	1	Allen key	
7	522505	1	First aid kit	
8	015662	1	Edge template	
9	10000511	1	Sleeve	
10	10000471	1	Tool	
11	013499	1	Test point	
12	538004	1	Allen key	
13	10001384	1	Screwdriver	
14	522506-LXL	1	Safety vest	



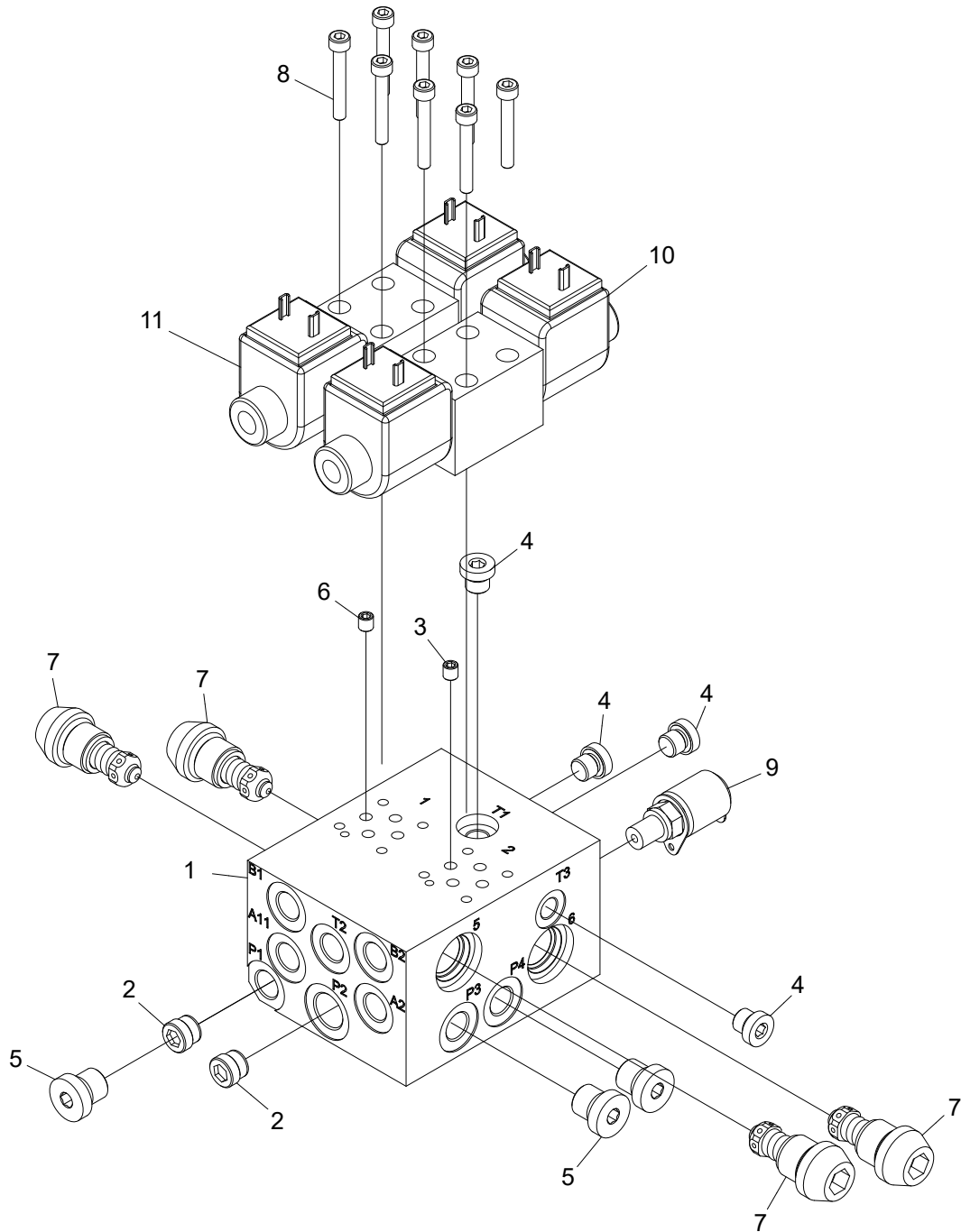


# Hydraulic system



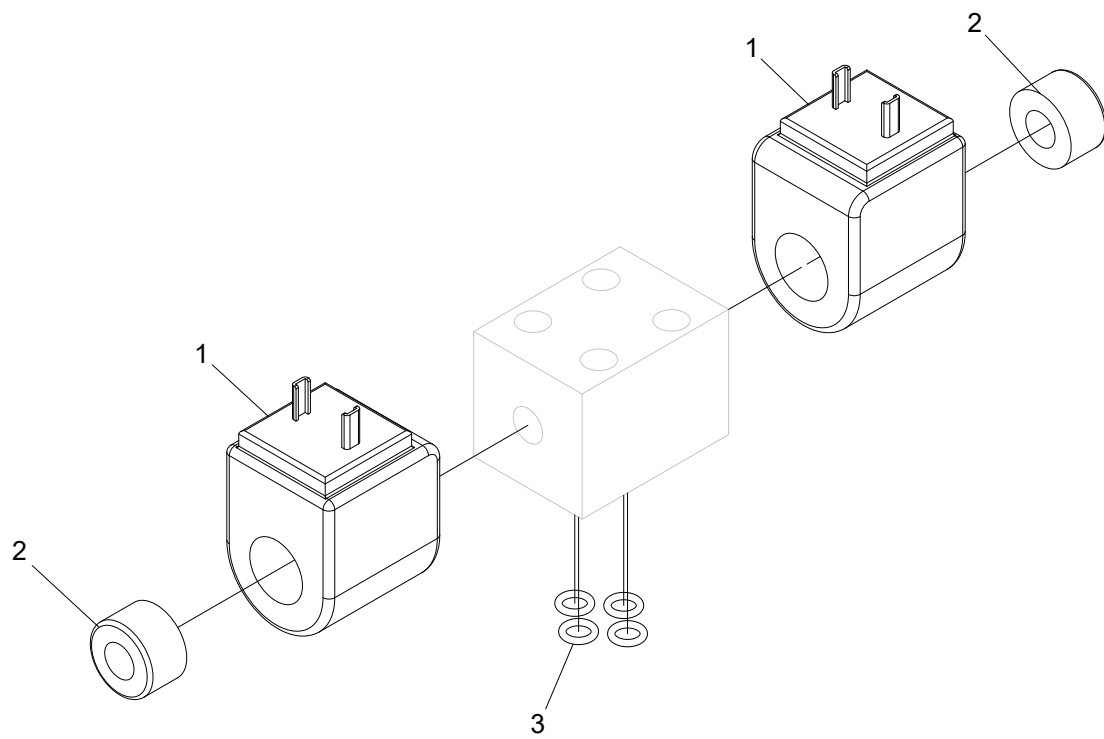
## Hydraulic system

Structure 10000544				
Pos.	Part no.	Quantity	Description	Specification
1	641621	1	Hydraulic hose	
2	641622	1	Hydraulic hose	
3	641623	1	Hydraulic hose	
4	614010-02	1	Manifold	
5	018301	1	Manifold	
6	018302	1	Manifold	
7	503055	2	Washer	NL8
8	501067	2	Screw	M8x16 12.9
9	601210	4	Bulk head	1/4"
10	601101	7	Bonded seal	1/4"
11	601253	4	Nut	1/4"
12	503060	4	Washer	NL12
13	601103	2	Bonded seal	1/2"
14	601104	2	Bonded seal	3/4"
15	601033	1	Adapter	3/8" - 1/2"
16	601011	1	Adapter	3/8"
17	601029	2	Adapter	1/4" - 3/8"
18	601102	2	Bonded seal	3/8"
19	601032	2	Adapter	BSP -06
20	10000438	1	Bracket	
21	505083	1	Screw	M10x20 10.9
22	503075	1	Washer	NL10 sp
23	502006	2	Nut	M10 FZB
24	601261	3	Test point	1/4"
25	601001	2	Hex plug	1/4"
26	601036	1	Adapter	1/2"
27	011205	4	Nut	3/4"
28	011173	2	Adapter	3/4"
29	626001	3	Tie down strap	
30	602059	1	Adapter	BSP -08/ BSP -04
31	602043	1	Plug	BSP -08
32	602063	2	Plug	BSP -12



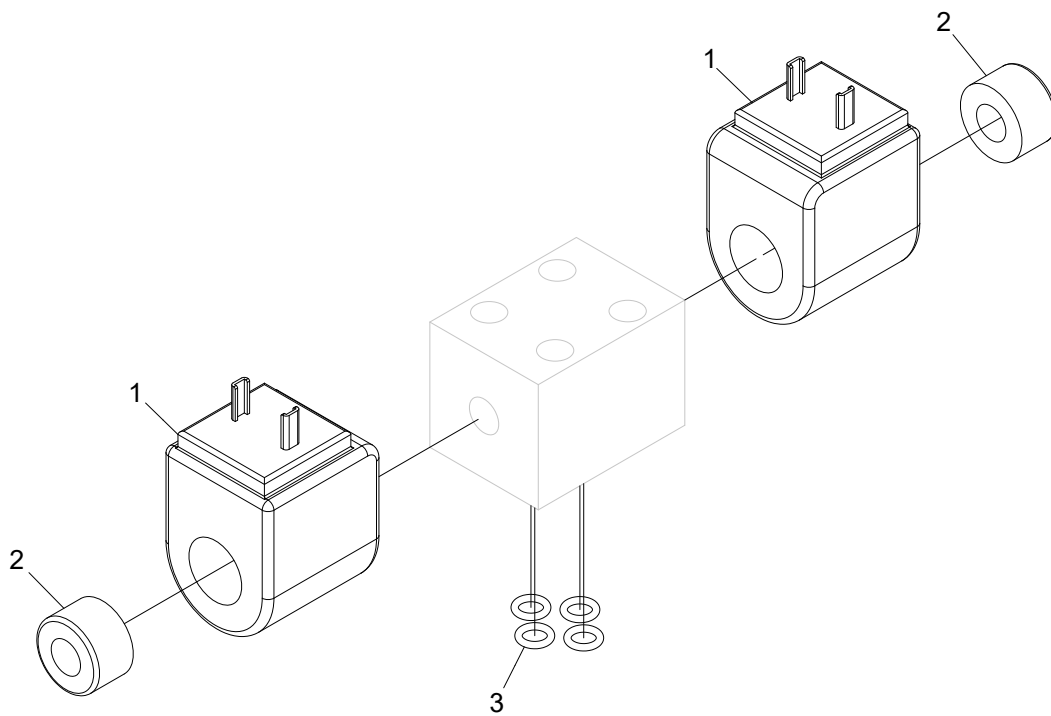
## Lower manifold

Structure 018301				
Pos.	Part no.	Quantity	Description	Specification
1	018292	1	Manifold	
2	617024	2	Check valve	RB1
3	613014	1	Orifice	M6 Ø1,0
4	601000	4	Hex plug	1/8"
5	601001	3	Hex plug	1/4"
6	613010	1	Orifice	M6 Ø0,6
7	620404	4	Relief valve	210 bar
8	501032	8	Screw	M5x35 12.9
9	601260	1	Test point	1/8"
10	10001140	1	Directional valve	
11	10001141	1	Directional valve	



## Directional valve

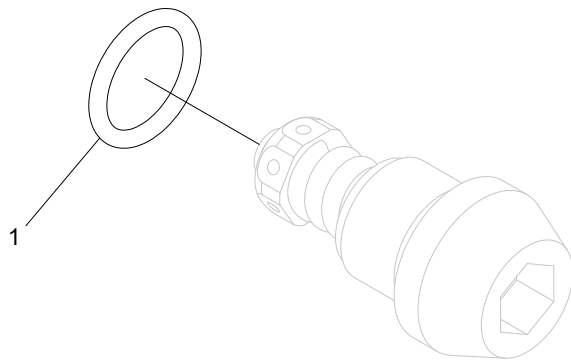
Structure 10001140				
Pos.	Part no.	Quantity	Description	Specification
1	10001310	1	Solenoid	
2	10001311	1	Nut	
3	543010	4	O-ring	6,07x1,78 NBR 90





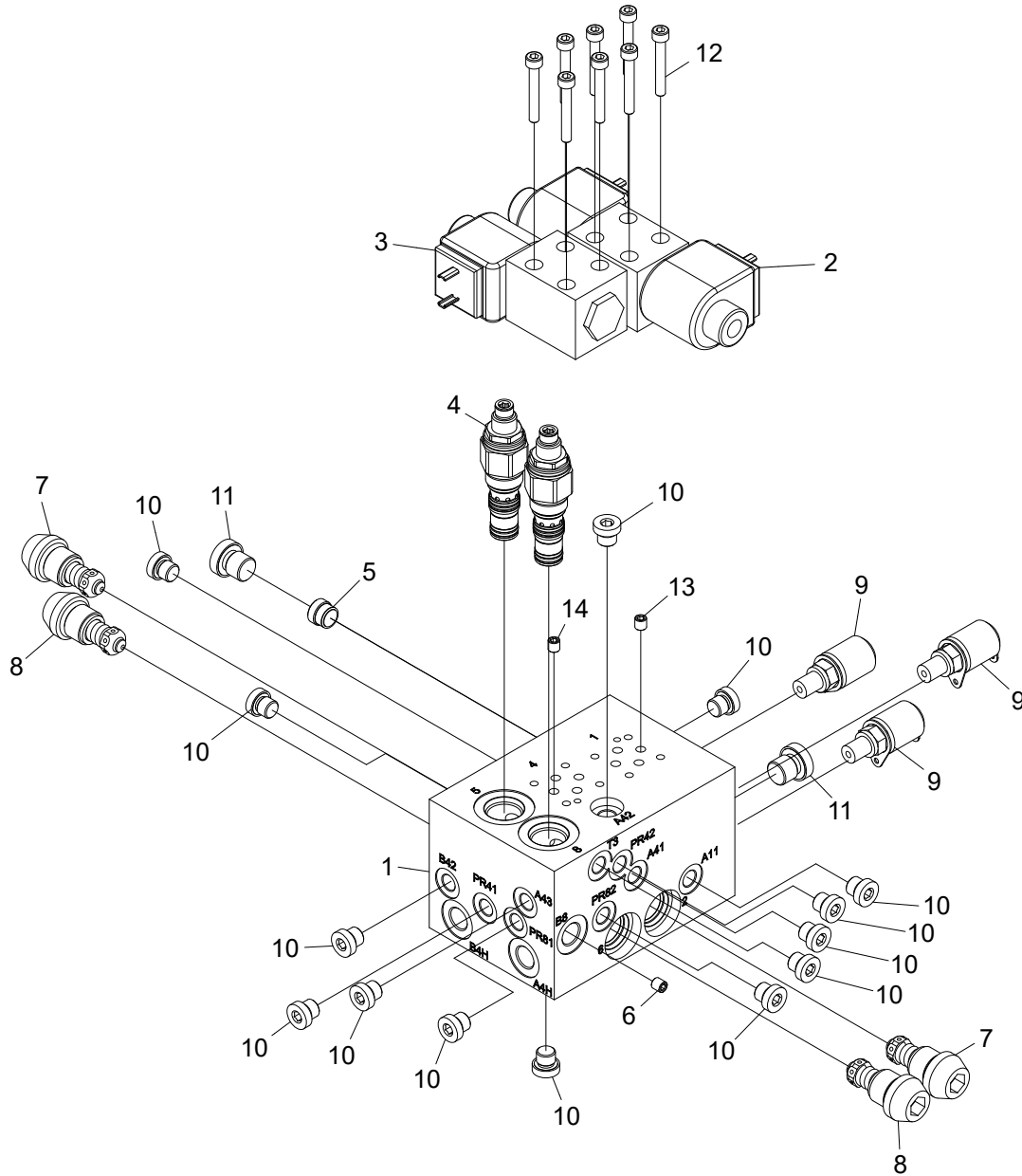
## Directional valve

Structure 10001141				
Pos.	Part no.	Quantity	Description	Specification
1	10001310	1	Solenoid	
2	10001311	1	Nut	
3	543010	4	O-ring	6,07x1,78 NBR 90



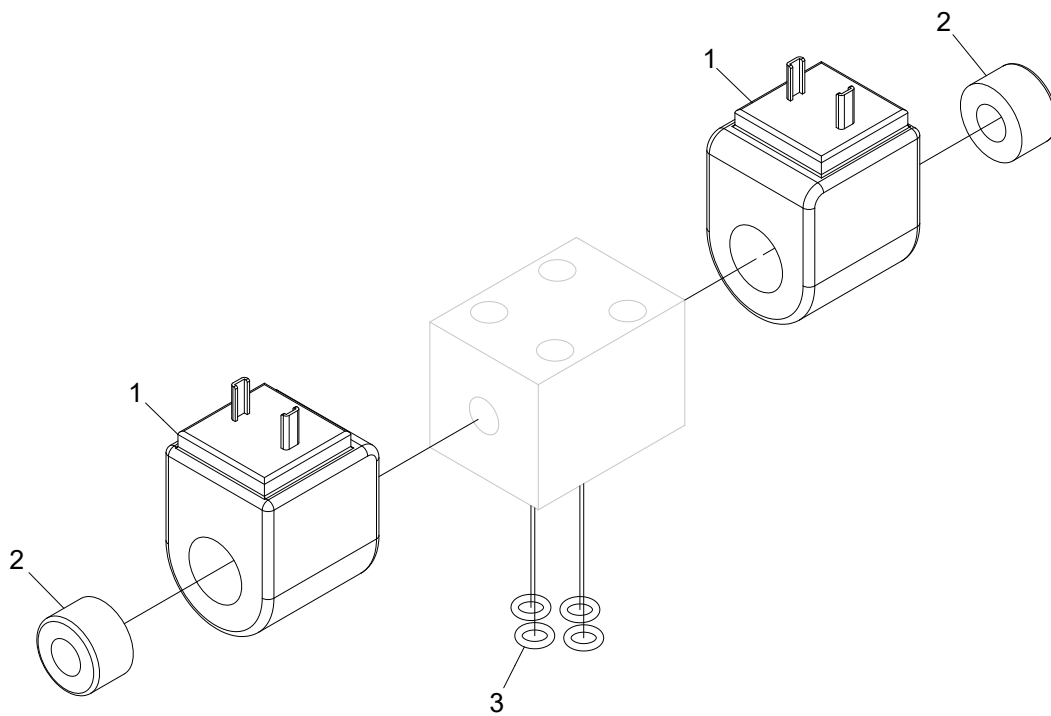
## Relief valve

Structure 620404				
Pos.	Part no.	Quantity	Description	Specification
1	540072	1	O-ring	15.3x2.4 90 SHORE



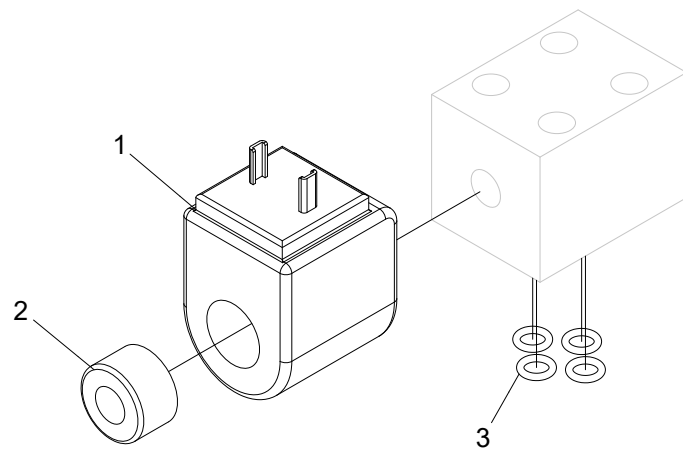
## Right manifold

Structure 018302				
Pos.	Part no.	Quantity	Description	Specification
1	018293	1	Manifold	
2	10001141	1	Directional valve	
3	10001139	1	Directional valve	
4	619013	2	Pressure reducing valve	13,8 - 207 bar
5	617024	1	Check valve	RB1
6	10001120	1	Orifice	M6 Ø0,5
7	620404	2	Relief valve	210 bar
8	620496	2	Relief valve	140 bar
9	601260	3	Test point	1/8"
10	601000	14	Hex plug	1/8"
11	601001	2	Hex plug	1/4"
12	501032	8	Screw	M5x35 12.9
13	10001121	1	Orifice	M6 Ø1,7
14	10001123	1	Orifice	M6 Ø1,9



## Directional valve

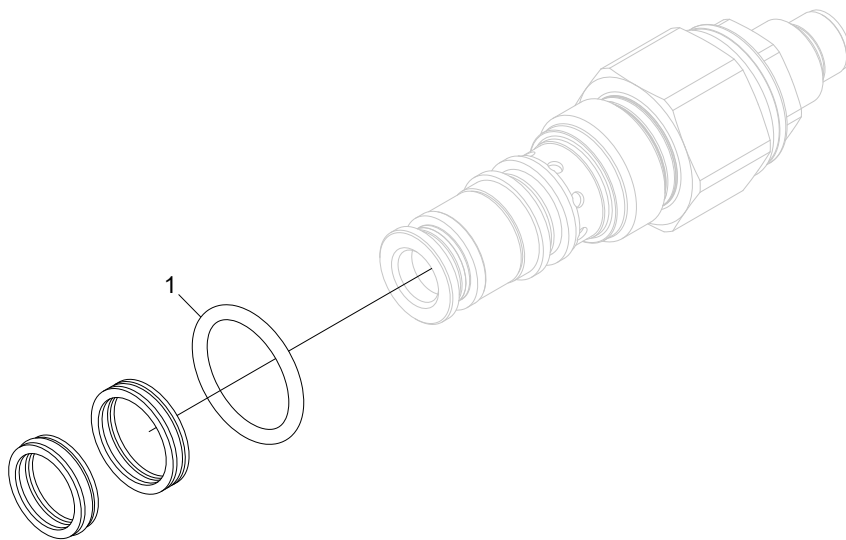
Structure 10001141				
Pos.	Part no.	Quantity	Description	Specification
1	10001310	1	Solenoid	
2	10001311	1	Nut	
3	543010	4	O-ring	6,07x1,78 NBR 90





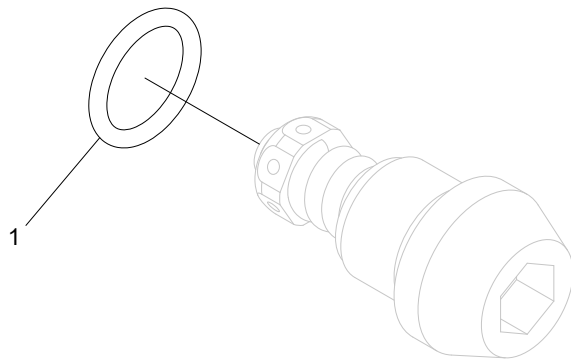
## Directional valve

Structure 10001139				
Pos.	Part no.	Quantity	Description	Specification
1	10001310	1	Solenoid	
2	10001311	1	Nut	
3	543010	4	O-ring	6,07x1,78 NBR 90



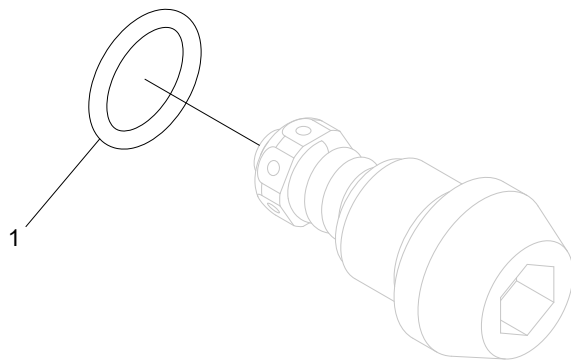
## Pressure reducing valve

Structure 619013				
Pos.	Part no.	Quantity	Description	Specification
1	554093	1	Seal kit	



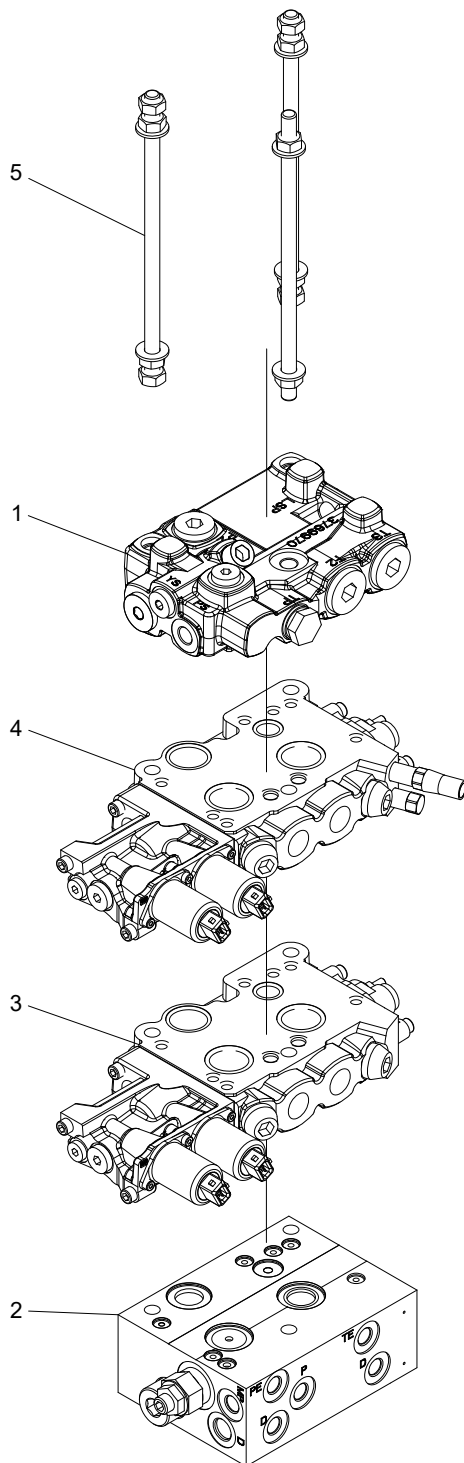
## Relief valve

Structure 620404				
Pos.	Part no.	Quantity	Description	Specification
1	540072	1	O-ring	15,3x2,4 mm, 90 shore NBR



## Relief valve

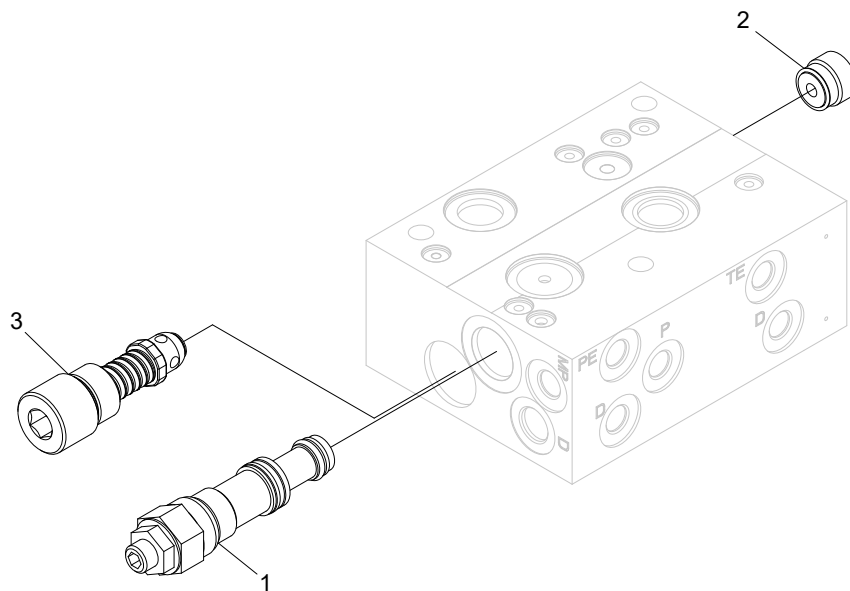
Structure 620496				
Pos.	Part no.	Quantity	Description	Specification
1	540072	1	O-ring	15,3x2,4 mm, 90 shore NBR





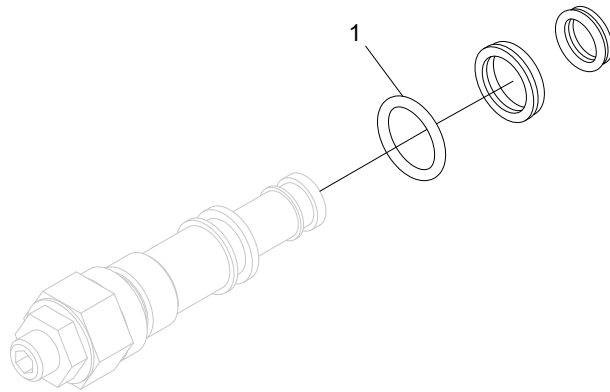
## Left manifold

Structure 614010-02				
Pos.	Part no.	Quantity	Description	Specification
1	614110-01	1	End section	
2	614116-01	1	Inlet section	
3	614115-01	1	Feeding section	
4	614117-01	1	Saw section	
5	620462	1	Tie rod kit	



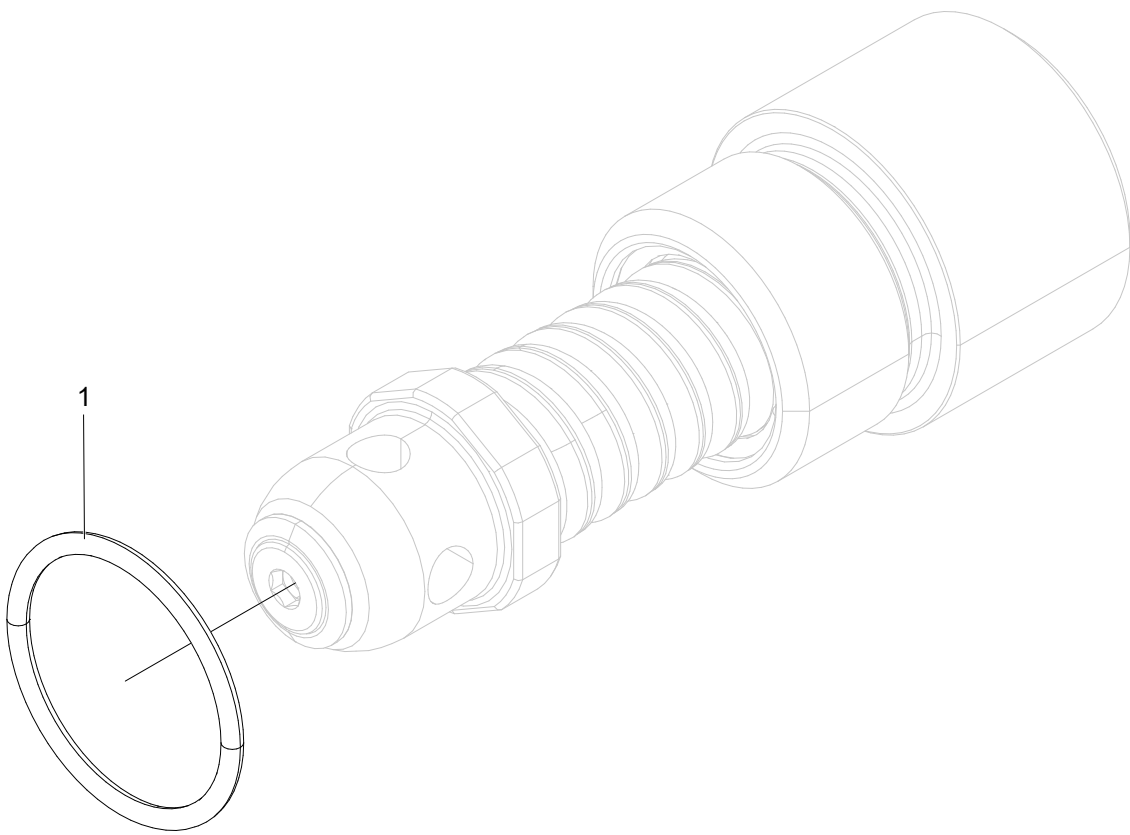
## Inlet section

Structure 614116-01				
Pos.	Part no.	Quantity	Description	Specification
1	611201	1	Pressure reducer	
2	611202	1	Check valve	
3	611196	1	Relief valve	330 bar



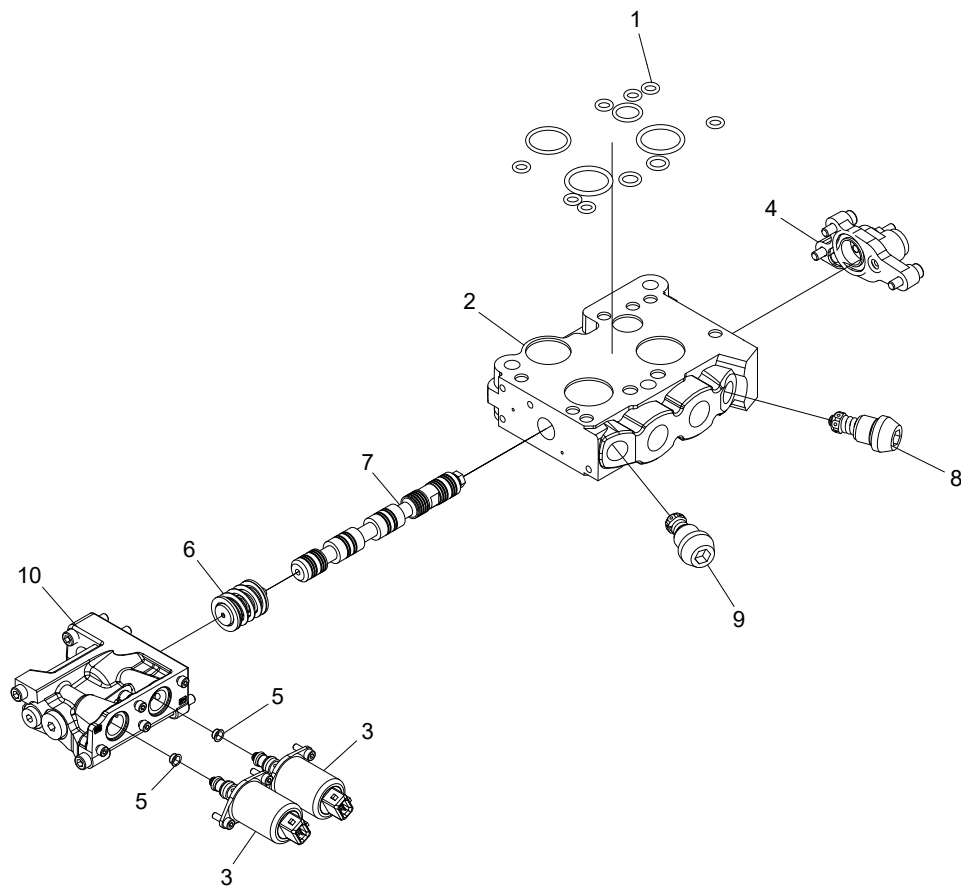
## Pressure reducer

Structure 611201				
Pos.	Part no.	Quantity	Description	Specification
1	620370	1	Seal kit	



## Relief valve

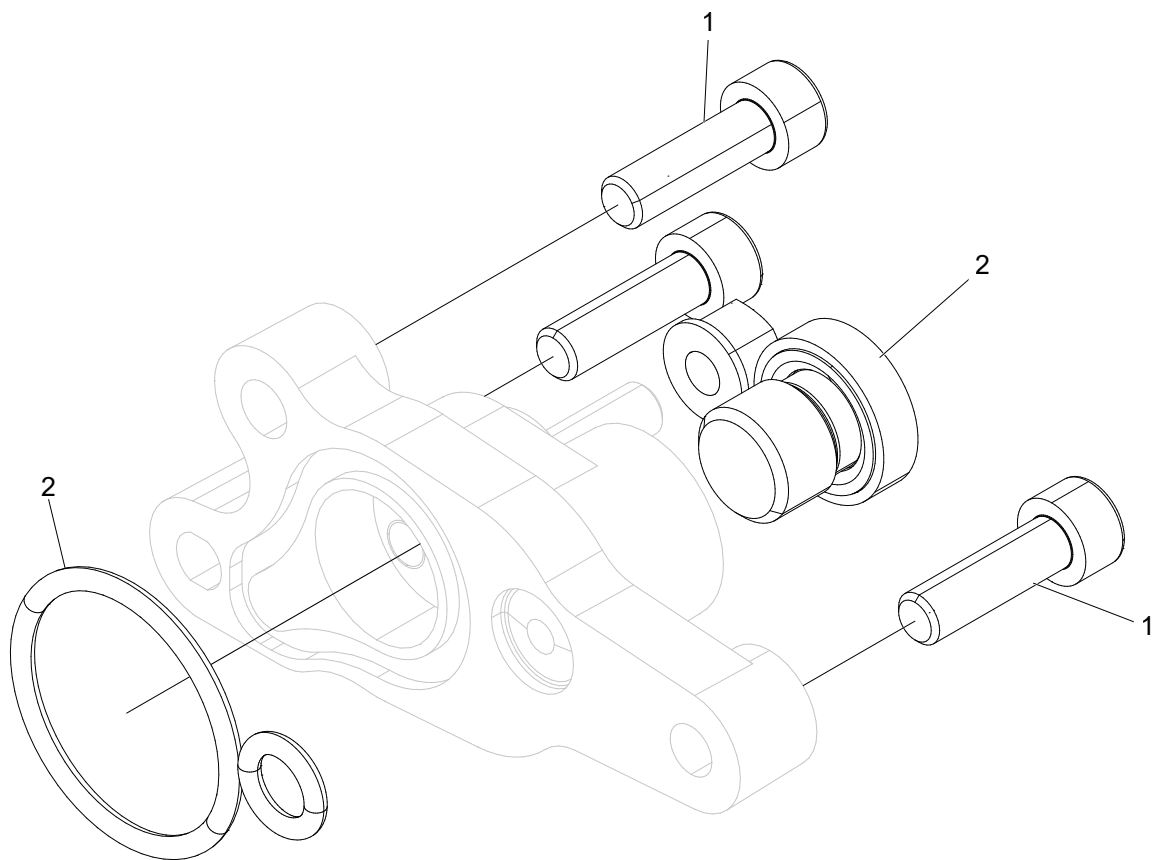
Structure 611196				
Pos.	Part no.	Quantity	Description	Specification
1	540047	1	O-ring	21,95x1,78 90 Shore FPM90





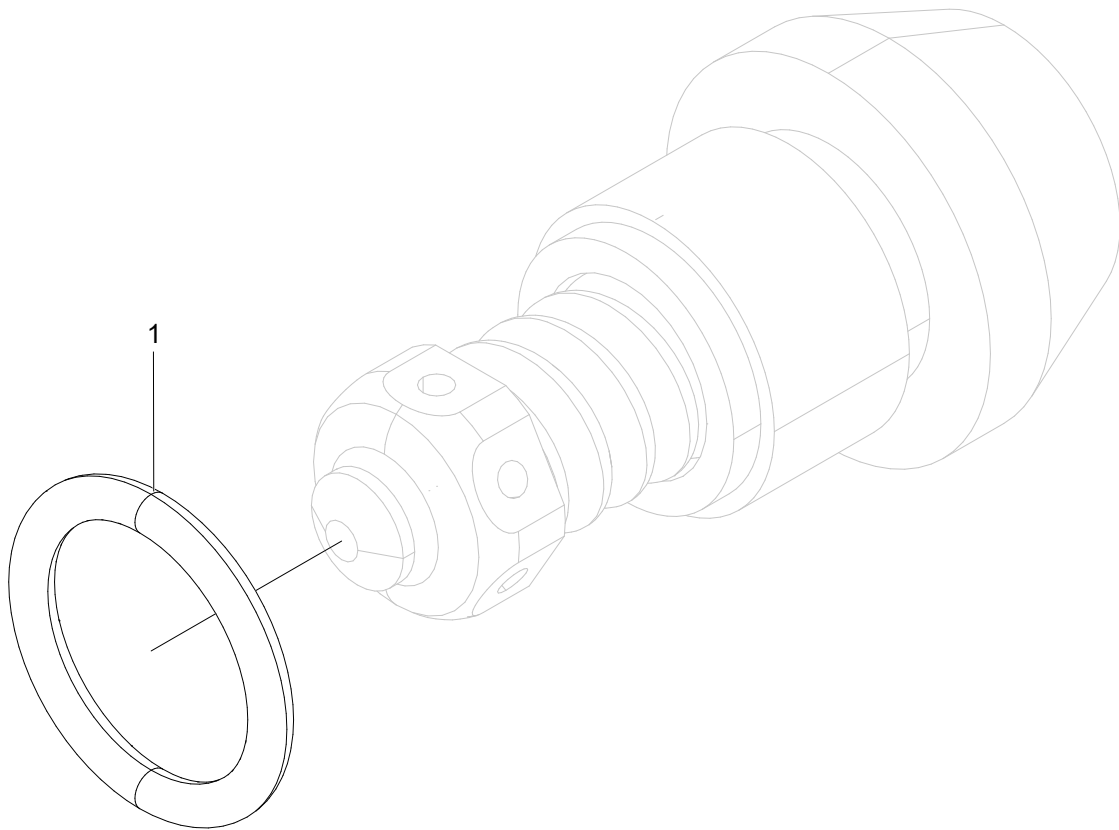
## Feeding section

Structure 614115-01				
Pos.	Part no.	Quantity	Description	Specification
1	620377	1	Seal kit	
2		1		
3	620590	2	Solenoid	
4	620390	1	Cap	
5	620346	2	Restrictor	
6	620485	1	Spring kit	
7	620454	1	Spool	
8	620400	1	Relief valve	320 bar
9	620484	1	Relief valve	280 bar
10	620341	1	Cap	



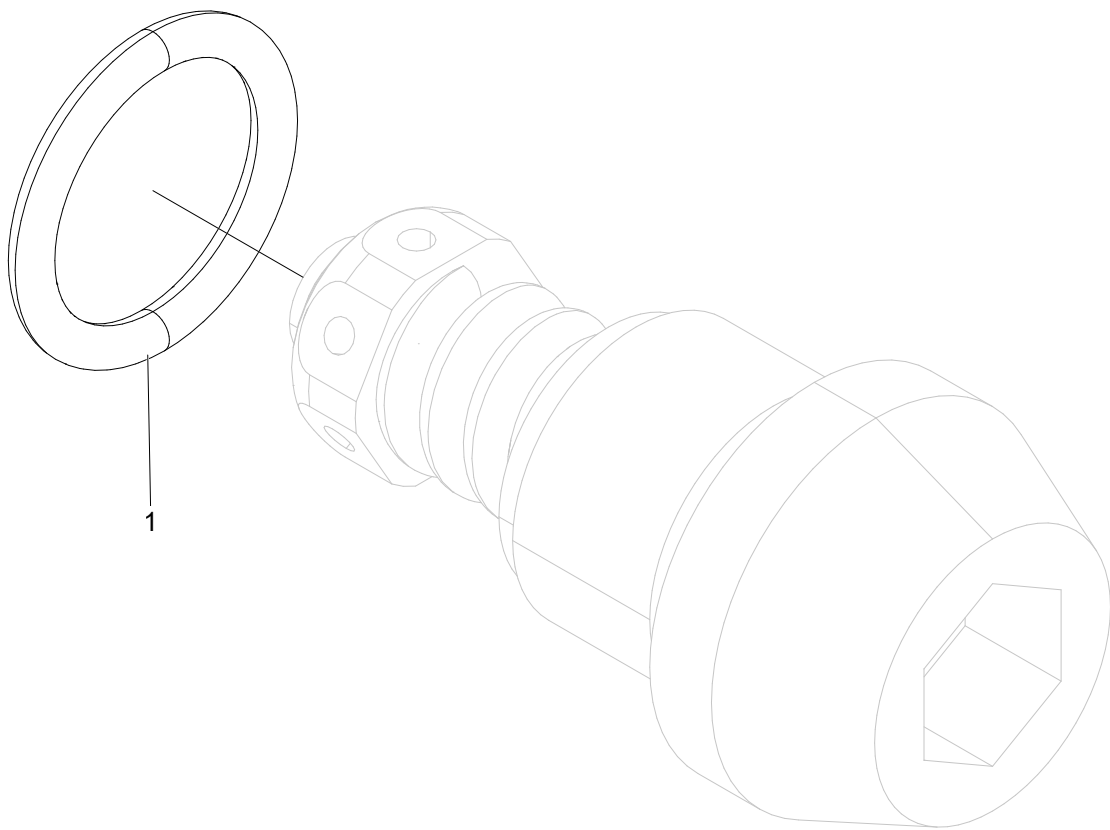
## Cap

Structure 620390				
Pos.	Part no.	Quantity	Description	Specification
1	620383	1	Seal kit	
2	501046	3	Screw	M6x20 12.9



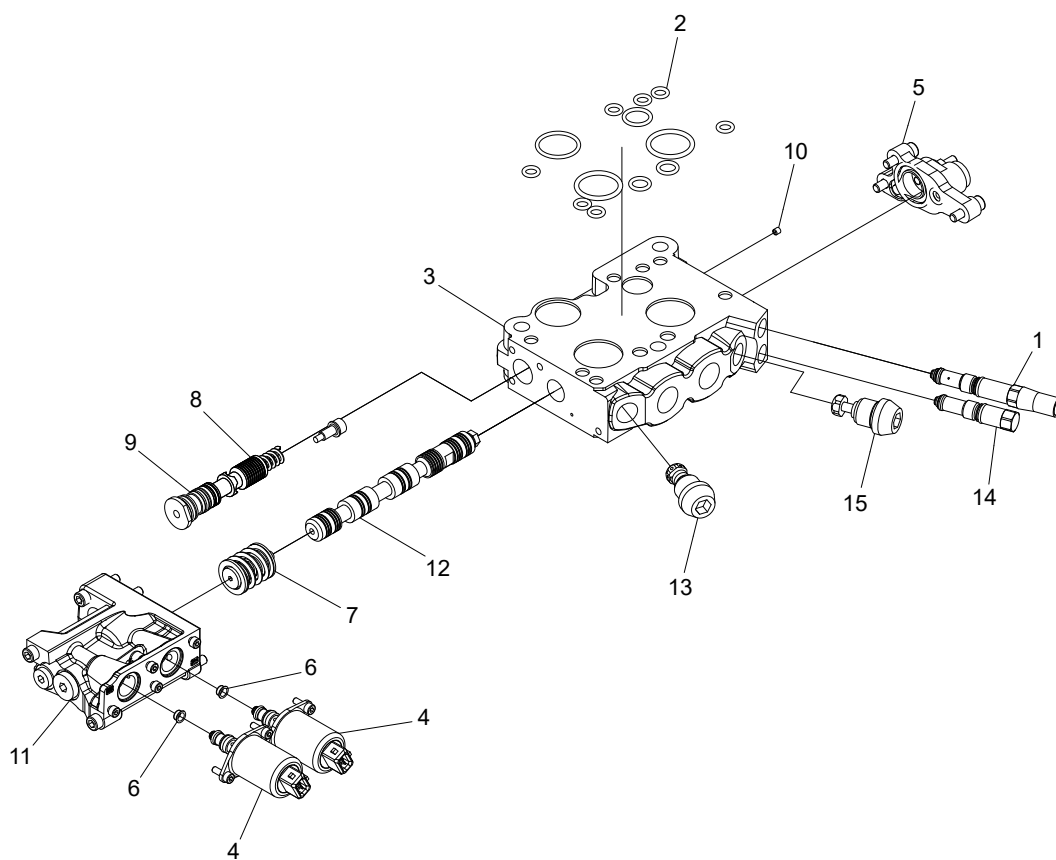
## Relief valve, 320 bar

Structure 620400				
Pos.	Part no.	Quantity	Description	Specification
1	540072	1	O-ring	15,3x2,4 90 shore



## Relief valve, 280 bar

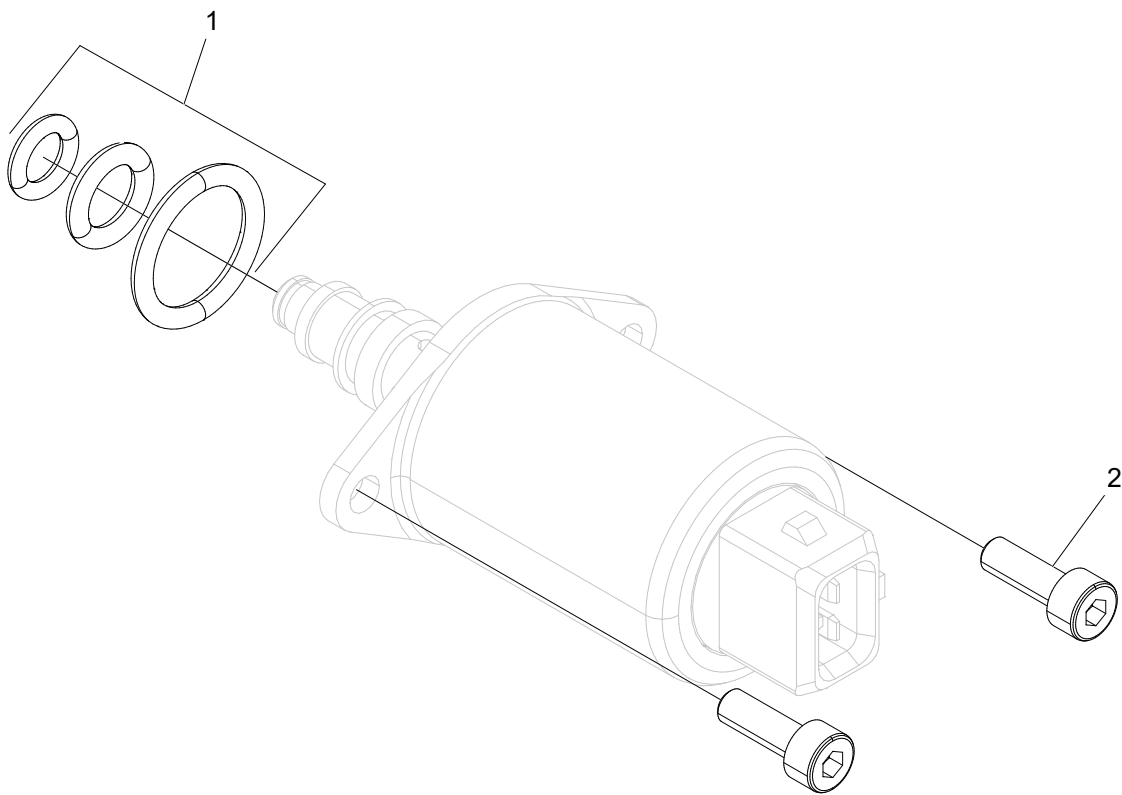
Structure 620484				
Pos.	Part no.	Quantity	Description	Specification
1	540072	1	O-ring	15,3x2,4 90 shore





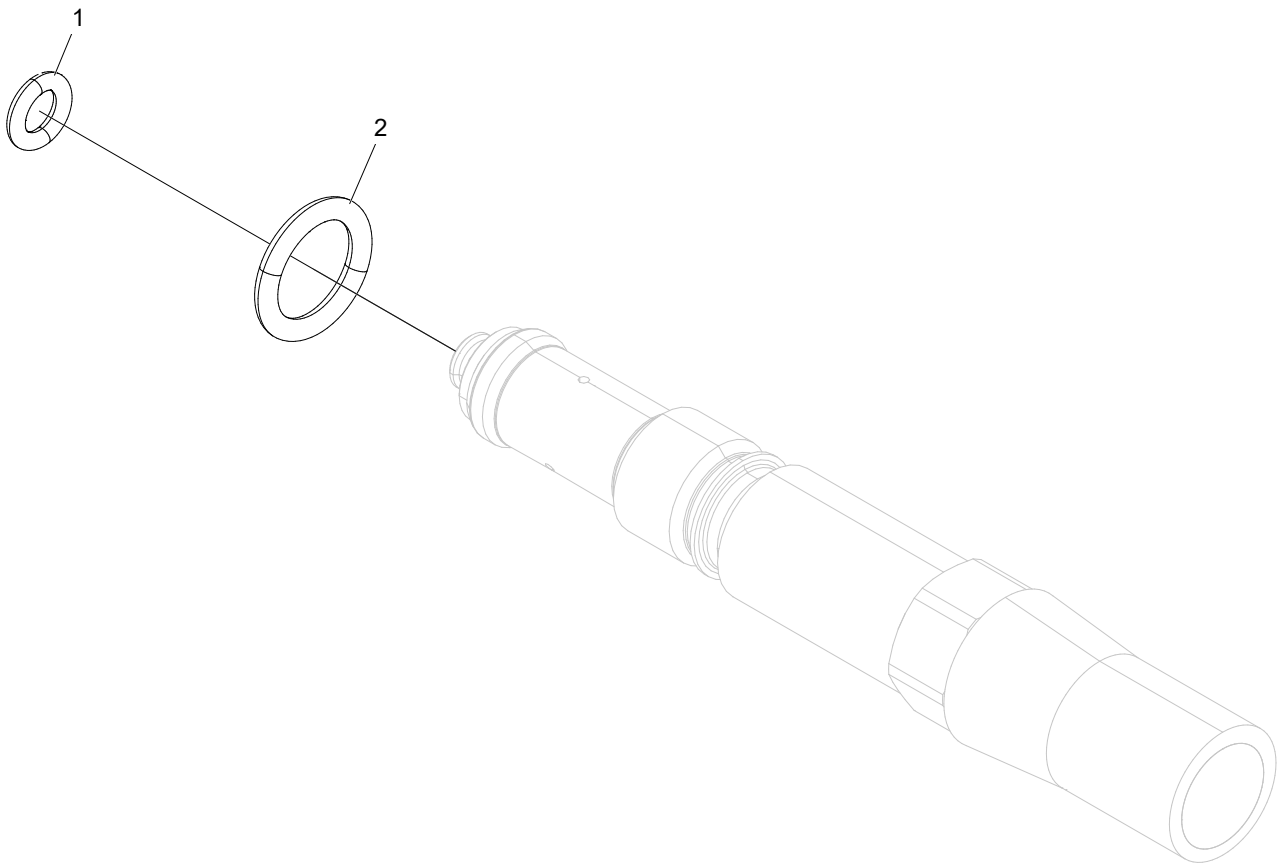
## Saw section

Structure 614117-01				
Pos.	Part no.	Quantity	Description	Specification
1	620397	1	Feed reducer	
2	620377	1	Seal kit	
3		1		
4	620590	2	Solenoid	
5	620390	1	Cap	
6	620339	2	Restrictor	
7	620392	1	Spring kit	
8	620520	1	Compensator kit	B
9	620521	1	Compensator kit	G
10	620508	1	Compensator spring	
11	620341	1	Cap	
12	620440	1	Spool	
13		1		
14		1		
15	620398	1	Check valve	



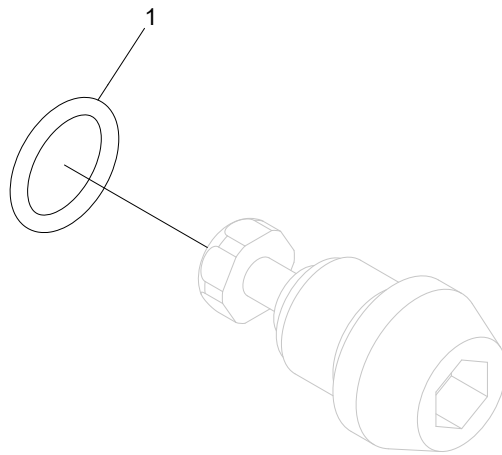
## Solenoid

Structure 620590				
Pos.	Part no.	Quantity	Description	Specification
1	620344	1	Seal kit	
2	501014	2	Screw	M4x12 12.9



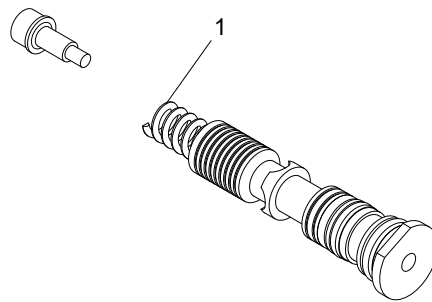
## Feed reducer

Structure 620397				
Pos.	Part no.	Quantity	Description	Specification
1	540001	1	O-ring	4,1x1,6 NBR 70
2	543022	1	O-ring	9,5x2,0 NBR 70



## Check valve

Structure 620398				
Pos.	Part no.	Quantity	Description	Specification
1	540072	1	O-ring	15,3x2,4 90 shore

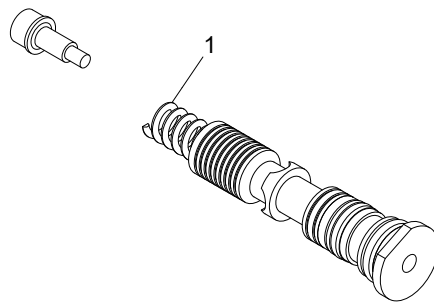




---

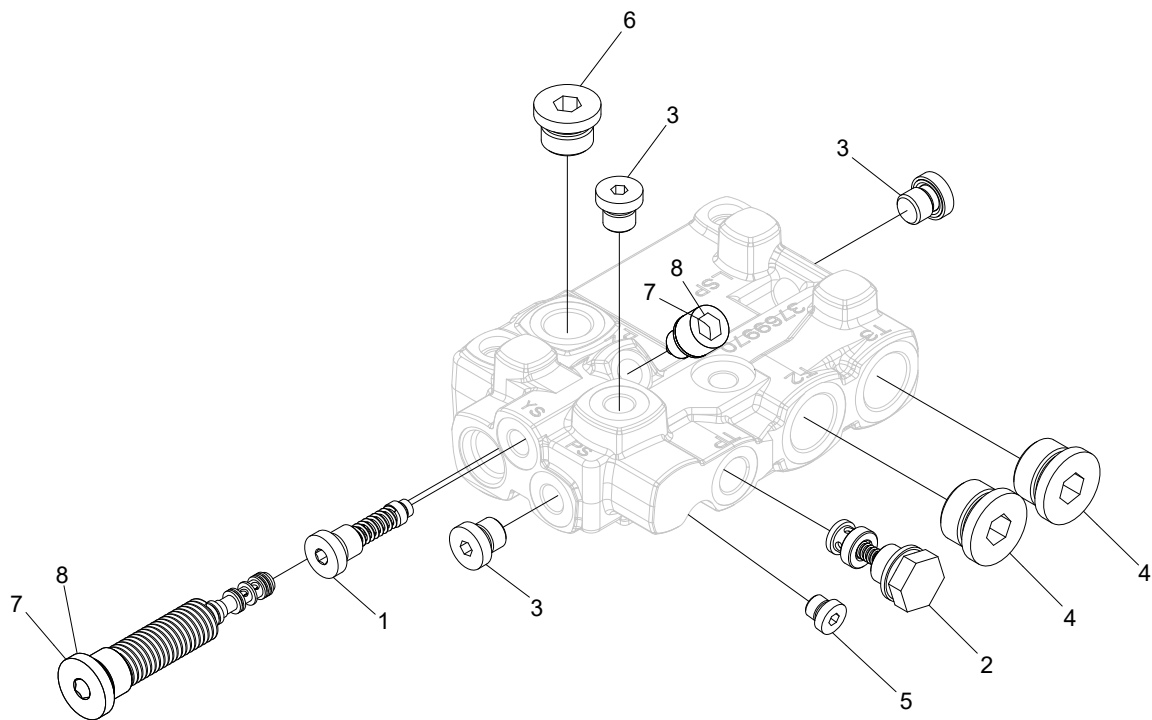
## Compensator kit, size B

Structure 620520				
Pos.	Part no.	Quantity	Description	Specification
1	620505	1	Spring kit	



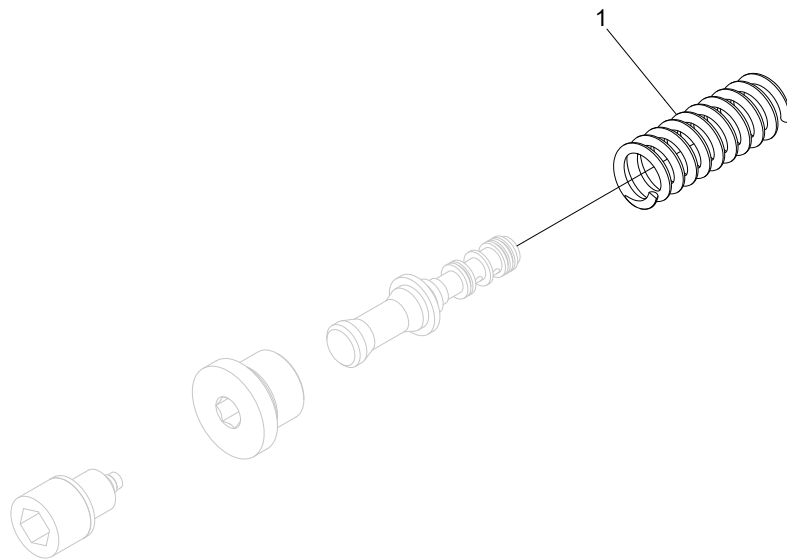
## Compensator kit, size G

Structure 620521				
Pos.	Part no.	Quantity	Description	Specification
1	620505	1	Spring kit	



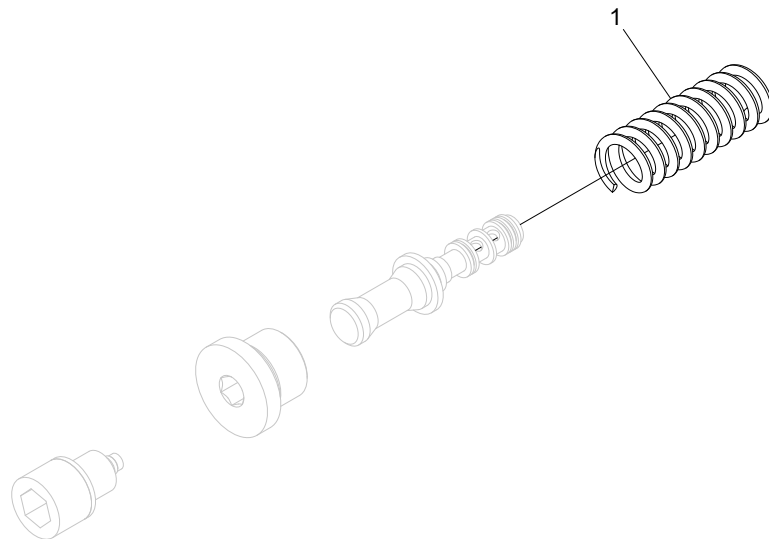
## End section

Structure 614110-01				
Pos.	Part no.	Quantity	Description	Specification
1	620426	1	Pilot filter	
2	617070	1	Check valve	
3	601001	3	Hex plug	1/4"
4	601004	2	Hex plug	3/4"
5	601000	1	Hex plug	1/8"
6	601003	1	Hex plug	1/2"
7	620417	1	Reducer valve	G
8	620418	1	Reducer valve	R



## Reducer valve, G

Structure 620417				
Pos.	Part no.	Quantity	Description	Specification
1	620425	1	Spring	





## Reducer valve, R

Structure 620418				
Pos.	Part no.	Quantity	Description	Specification
1	620425	1	Spring	



## Tie rod kit

Structure 620462				
Pos.	Part no.	Quantity	Description	Specification
1	503021	7	Washer	BRB 10x20x2,0 FZB
2	502006	11	Nut	M10 FZB
3	620497	3	Tie rod	

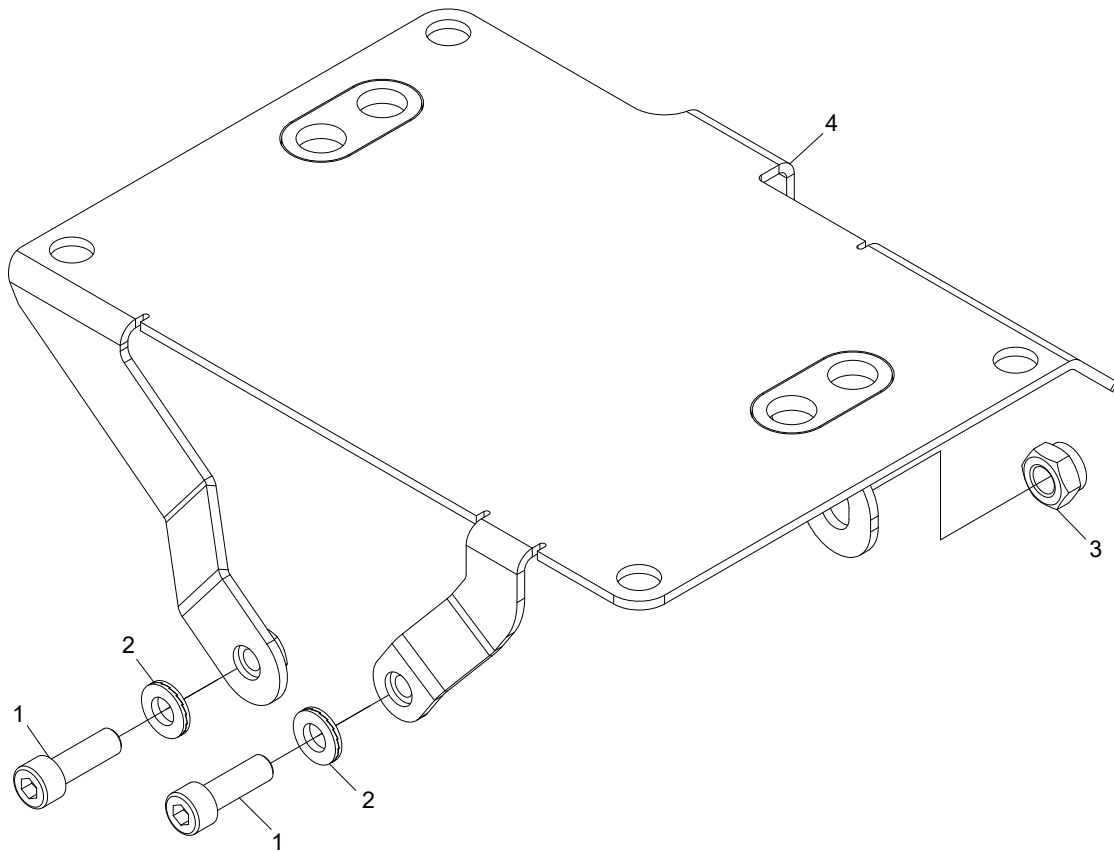


# Control system



## Cables

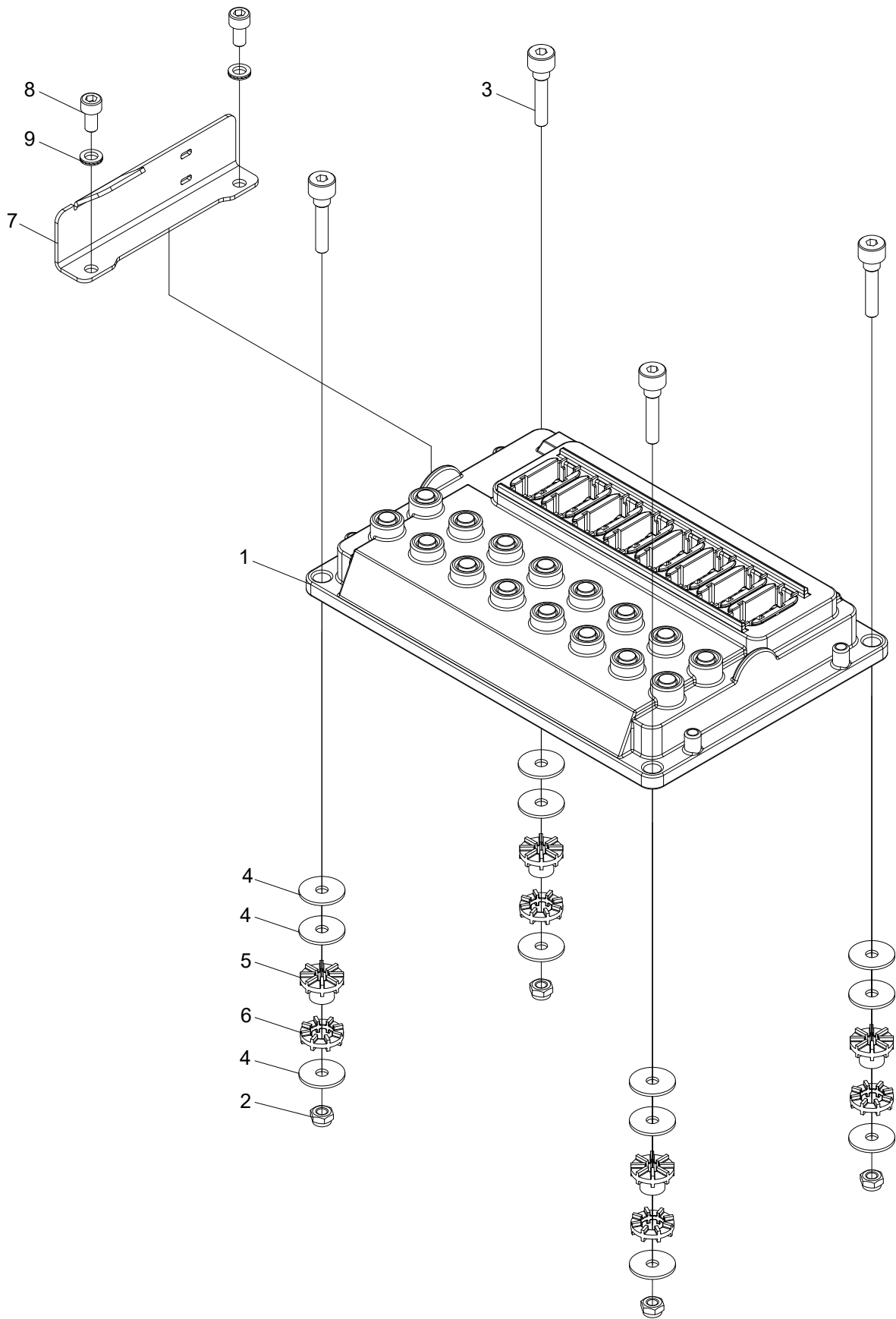
Structure				
Pos.	Part no.	Quantity	Description	Specification
	672042		Cable	1
	672043		Cable	2
	672044		Cable	3
	672045		Cable	
	672026		Cable	4
	672027		Cable	5
	672028		Cable	7
	672029		Cable	8
	672046		Cable	9
	672047		Cable	10
	672048		Cable	6
	672049		Cable	17
	672035		Cable	14
	672050		Cable	12/13
	672037		Cable	15/16/22
	672051		Cable	21
	672052		Cable	20
	672053		Cable	25/26 - 1
	672041		Cable	25/26 - 2
	672054		Cable	23
	402080		Connector	
	402086		Wedge	
	402077		Plug	





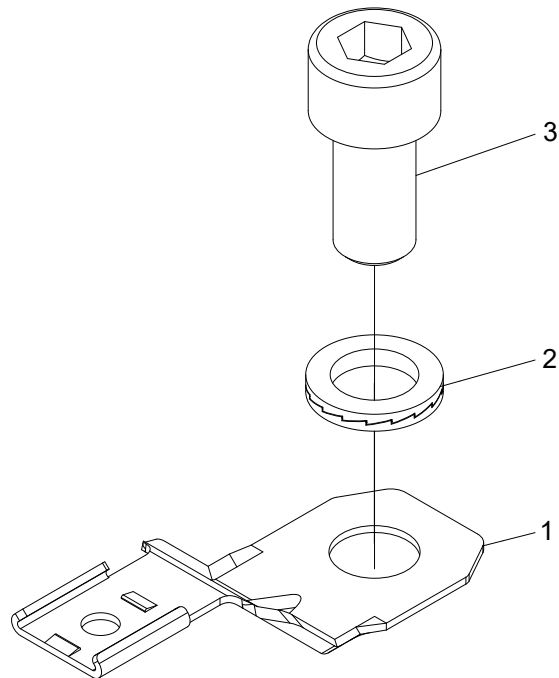
## Module bracket

Structure 10000664				
Pos.	Part no.	Quantity	Description	Specification
1	501070	2	Screw	M8x25 12.9
2	503074	2	Washer	NL8
3	502055	1	Nut	M10
4	10000714	1	Bracket	



## Module LHM510

Structure 10001396				
Pos.	Part no.	Quantity	Description	Specification
1	10001395	1	Head module	
2	502053	4	Nut	M6
3	10000776	4	Screw	M6
4	10001055	12	Washer	6,0x22x1,5 FZB
5	10001053	4	Damping element	
6	10001054	4	Damping element	
7	10001357	1	Bracket	
8	501043	2	Screw	M6x12 12.9
9	503065	2	Washer	NL6



## Holder

Structure 10001584				
Pos.	Part no.	Quantity	Description	Specification
1	402098	1	Holder	
2	503057	1	Washer	NL10
3	501087	1	Screw	M10x20 12.9



## Hose kits

**Hose kit Log Max 2000T**  
**Log Max 2000T**  
From Head no. 121001

Language **en**  
Part No. **641600/121001**  
V. 220114

Crimp. = Crimp diameter | cyl. = cylinder | Ex. = External | L. = Left | Lo. = Lower | Mani. = Manifold  
Meas. Wheel = Measuring Wheel | No. = number | Pres. Rating = Pressure Rating | Red. = Reducer | R. = Right  
SBR = Saw Bar Rescue | Str. = Straight | Stump treatm. = Stump treatment | Tot. = Total | U. = Upper | WEOPi = WEO Plug-In

Hose no.	Connections		Fittings		Ferrules	Length	Hose type			Note	
	Connection 1	Connection 2	Fitting 1	Fitting 2			Part no.	Total	Size		Part no.
641411	Upper Fitting Box					770 mm	3/8"	615072			
	Meas. Wheel Arm		BSP -06 90		601161	740 mm	385 bar	EN 857 2SC			
641621	L. Manifold S1 P2		BSP -06 Str.		601151	195 mm	3/8"	615072			
	R. Manifold P2		BSP -06 90		601171	140 mm	385 bar	EN 857 2SC			
641622	L. Manifold S1 TE		BSP -06 90		601161	265 mm	3/8"	615072		225°	
	R. Manifold T2		BSP -06 90		601171	200 mm	385 bar	EN 857 2SC			
641623	L. Manifold S1 P2		BSP -06 Str.		601151	380 mm	3/8"	615072			
	Lo. Manifold P2		BSP -06 45		601176	600 mm	385 bar	EN 857 2SC			
641624	R. Manifold A1V		BSP -04 Str.		601150	250 mm	1/4"	615071			
	L. Knife cyl. A		BSP -04 Banjo		601149	200 mm	450 bar	EN 857 2SC			
641625	R. Manifold B1V		BSP -04 Str.		601150	325 mm	1/4"	615071			
	L. Knife cyl. B		BSP -04 Banjo		601149	275 mm	450 bar	EN 857 2SC			
641626	R. Manifold A1H		BSP -04 90		601170	515 mm	1/4"	615071		345°	
	R. Knife cyl. A		BSP -04 Banjo		601149	460 mm	450 bar	EN 857 2SC			
641627	R. Manifold B1H		BSP -04 90		601170	365 mm	1/4"	615071		180°	
	R. Knife cyl. B		BSP -04 Banjo		601149	310 mm	450 bar	EN 857 2SC			
641628	Lo. Manifold B1		BSP -04 Str.		601150	475 mm	1/4"	615071			
	Lo. Knife cyl. A		BSP -04 Str.		601150	420 mm	450 bar	EN 857 2SC			
641629	Lo. Manifold A11		BSP -04 Str.		601150	385 mm	1/4"	615071			
	Lo. Knife cyl. B		BSP -04 Str.		601150	330 mm	450 bar	EN 857 2SC			
641630	Lo. Manifold A2		BSP -04 Str.		601150	370 mm	1/4"	615071			
	Felling link cyl. A		BSP -04 Banjo		601149	310 mm	450 bar	EN 857 2SC			



**Hose kit Log Max 2000T**

Language **en**

**Log Max 2000T**

Part No. **641600/121001**

From Head no. 121001

V. 220114

Crimp. = Crimp diameter | cyl. = cylinder | Ex. = External | L. = Left | Lo. = Lower | Mani. = Manifold  
 Meas. Wheel = Measuring Wheel | No. = number | Pres. Rating = Pressure Rating | Red. = Reducer | R. = Right  
 SBR = Saw Bar Rescue | Str. = Straight | Stump treatm. = Stump treatment | Tot. = Total | U. = Upper | WEOPi = WEO Plug-In

Hose no.	Connections		Fittings		Ferrules Part no.	Length Total Cut	Hose type			Note	
	Connection 1	Connection 2	Fitting 1	Part no.			Size	Pres. Rating	Part no.		Standard
			Fitting 2	Part no.							
641631	Lo. Manifold B2		BSP -04 Str.	601150	601125	460 mm	1/4"	615071			
	Felling link cyl. B		BSP -04 Banjo	601149	601125	400 mm	450 bar	EN 857 2SC			
641632	R. Manifold A4H		BSP -04 Str.	601150	601125	575 mm	1/4"	615071			
	R. Roller arm cyl. A		BSP -04 Banjo	601149	601125	520 mm	450 bar	EN 857 2SC			
641633	R. Manifold B4H		BSP -04 Str.	601150	601125	630 mm	1/4"	615071			
	R. Roller arm cyl. B		BSP -04 90	601170	601125	615 mm	450 bar	EN 857 2SC			
641634	R. Manifold A4V		BSP -04 90	601170	601125	685 mm	1/4"	615071		335°	
	L. Roller arm cyl. A		BSP -04 Banjo	601149	601125	630 mm	450 bar	EN 857 2SC			
641635	R. Manifold B4V		BSP -04 90	601170	601125	730 mm	1/4"	615071		30°	
	L. Roller arm cyl. B		BSP -04 90	601170	601125	690 mm	450 bar	EN 857 2SC			
641636	L. Manifold S2 A		BSP -08 45	601177	601122	665 mm	1/2"	615073			
	Adapter A		BSP -08 Str.	601152	601122	580 mm	345 bar	EN 857 2SC			
641637	L. Manifold S2 B		BSP -08 45	601177	601122	755 mm	1/2"	615073			
	Adapter B		BSP -08 Str.	601152	601122	680 mm	345 bar	EN 857 2SC			
641638	Adapter A		BSP -08 90	601172	601122	500 mm	1/2"	615073		130°	
	R. Roller motor A		BSP -08 90	601172	601122	440 mm	345 bar	EN 857 2SC			
641639	Adapter B		BSP -08 90	601172	601122	570 mm	1/2"	615073		125°	
	R. Roller motor B		BSP -08 90	601172	601122	510 mm	345 bar	EN 857 2SC			
641640	L. Manifold S2 A		BSP -08 Str.	601152	601122	560 mm	1/2"	615073			
	L. Roller motor B		BSP -08 90	601172	601122	500 mm	345 bar	EN 857 2SC			
641641	L. Manifold S2 B		BSP -08 Str.	601152	601122	520 mm	1/2"	615073			
	L. Roller motor A		BSP -08 90	601172	601122	460 mm	345 bar	EN 857 2SC			

**Hose kit Log Max 2000T**  
**Log Max 2000T**  
From Head no. 121001

Language **en**  
Part No. **641600/121001**  
V. 220114

Crimp. = Crimp diameter | cyl. = cylinder | Ex. = External | L. = Left | Lo. = Lower | Mani. = Manifold  
Meas. Wheel = Measuring Wheel | No. = number | Pres. Rating = Pressure Rating | Red. = Reducer | R. = Right  
SBR = Saw Bar Rescue | Str. = Straight | Stump treatm. = Stump treatment | Tot. = Total | U. = Upper | WEOPI = WEO Plug-In

Hose no.	Connections		Fittings		Ferrules	Length	Hose type			Note	
	Connection 1	Connection 2	Fitting 1	Part no.			Total	Size	Part no.		
			Fitting 2						Pres. Rating		Standard
641642	L. Manifold S1 D		BSP -06 Str.	601151	601121	1395 mm	3/8"	615072			
	R. Roller motor DR		BSP -06 90	601171	601121	1350 mm	385 bar	EN 857 2SC			
641643	L. Manifold S1 D		BSP -06 90	601171	601121	1000 mm	3/8"	615072	15°		
	L. Roller motor DR		BSP -06 90	601171	601121	950 mm	385 bar	EN 857 2SC			
641644	R. Manifold A4H		BSP -04 45	601175	601125	785 mm	1/4"	615071	280°		
	Accumulator		BSP -04 90	601170	601125	730 mm	450 bar	EN 857 2SC			
641645	Saw manifold TNB		BSP -04 Str.	601150	601125	300 mm	1/4"	615071			
	Lo. Manifold T2		BSP -04 90	601170	601125	250 mm	450 bar	EN 857 2SC			
641646	L. Manifold S3 A		BSP -08 Str.	601152	601122	1240 mm	1/2"	615073			
	Saw manifold SP1		BSP -08 Str.	601152	601122	1180 mm	345 bar	EN 857 2SC			
641647	L. Manifold S1 T2		BSP -08 90	601162	601122	740 mm	1/2"	615073			
	Saw manifold ST1		BSP -08 Str.	601152	601122	670 mm	345 bar	EN 857 2SC			
641648	L. Manifold S3 B		BSP -04 Str.	601150	601125	1125 mm	1/4"	615071			
	Saw bar feed cyl. A		BSP -04 Banjo	601149	601125	1080 mm	450 bar	EN 857 2SC			
641649	Saw manifold SM1		BSP -04 Str.	601150	601125	490 mm	1/4"	615071			
	Saw bar feed cyl. B		BSP -04 Banjo	601149	601125	445 mm	450 bar	EN 857 2SC			
641650	L. Manifold S1 D		BSP -04 90	601170	601125	1045 mm	1/4"	615071	305°		
	Saw motor DR		BSP -04 90	601160	601125	1000 mm	450 bar	EN 857 2SC			
641651	R. Manifold B8		BSP -04 90	601160	601125	1120 mm	1/4"	615071			
	Meas. Wheel cyl. B		BSP -04 Str.	601150	601125	1080 mm	450 bar	EN 857 2SC			
641652	R. Manifold B4H		BSP -04 90	601170	601125	940 mm	1/4"	615071			
	Meas. Wheel cyl. A		BSP -04 Str.	601150	601125	905 mm	450 bar	EN 857 2SC			

**Hose kit Log Max 2000T**

Language **en**

**Log Max 2000T**

Part No. **641600/121001**

From Head no. 121001

V. 220114

Crimp. = Crimp diameter | cyl. = cylinder | Ex. = External | L. = Left | Lo. = Lower | Mani. = Manifold  
 Meas. Wheel = Measuring Wheel | No. = number | Pres. Rating = Pressure Rating | Red. = Reducer | R. = Right  
 SBR = Saw Bar Rescue | Str. = Straight | Stump treatm. = Stump treatment | Tot. = Total | U. = Upper | WEOPi = WEO Plug-In

Hose no.	Connections		Fittings		Ferrules	Length	Hose type			Note	
	Connection 1	Connection 2	Fitting 1	Fitting 2			Part no.	Total	Size		Part no.
641653	Easy Greasy		BSP -04 Banjo		601149	370 mm	1/4"		615091		
	Saw unit		BSP -04 Str.		601150	320 mm	290 bar		EN 857 1SC		
641656	Air bleed		BSP -04 Str. Ex.		601125	285 mm	1/4"		615071		
	oil tank		BSP -04 90		601160	235 mm	450 bar		EN 857 2SC		
641659	Protective hose					450 mm	3/8"		615072		
	Easy Greasy				601125	450 mm	385 bar		EN 857 2SC		
615051	Hose guard					400 mm	2"				
615051	Hose guard					400 mm	2"				
615055	Hose guard					350 mm	1/2"				

**Hose kit Log Max 2000T**  
**Rotator control**

From Head no. 121001

Language **en**  
Part No. **641601/121001**  
V. 220114

Crimp. = Crimp diameter | cyl. = cylinder | Ex. = External | L. = Left | Lo. = Lower | Mani. = Manifold  
Meas. Wheel = Measuring Wheel | No. = number | Pres. Rating = Pressure Rating | Red. = Reducer | R. = Right  
SBR = Saw Bar Rescue | Str. = Straight | Stump treatm. = Stump treatment | Tot. = Total | U. = Upper | WEOPI = WEO Plug-In

Hose no.	Connections		Fittings		Ferrules	Length	Hose type			Note
	Connection 1	Connection 2	Fitting 1	Fitting 2			Part no.	Size	Part no.	
615049	Hose guard					Total Cut	0 mm	3/4"		
615055	Hose guard					0 mm	1/2"			
641660	L. Manifold PE		BSP -04 45		601175	0 mm	1/4"	615071		
	Manifold P2		BSP -04 Str.		601150		450 bar	EN 857 2SC		
641661	L. Manifold TE		BSP -04 90		601170	0 mm	1/4"	615071		
	Manifold T2		BSP -04 Str.		601150		450 bar	EN 857 2SC		
641662	Manifold B		BSP -04 Banjo		601149	0 mm	1/4"	615071		
	Rotator R.		BSP -04 Str.		601150		450 bar	EN 857 2SC		
641663	Manifold A		BSP -04 90		601170	0 mm	1/4"	615071		
	Rotator L.		BSP -04 Str.		601150		450 bar	EN 857 2SC		

**Hose kit Log Max 2000T**

Language **en**

**Stump treatment**

Part No. **641602/121001**

From Head no. 121001

V. 220114

Crimp. = Crimp diameter | cyl. = cylinder | Ex. = External | L. = Left | Lo. = Lower | Mani. = Manifold

Meas. Wheel = Measuring Wheel | No. = number | Pres. Rating = Pressure Rating | Red. = Reducer | R. = Right

SBR = Saw Bar Rescue | Str. = Straight | Stump treatm. = Stump treatment | Tot. = Total | U. = Upper | WEOPI = WEO Plug-In

Hose no.	Connections		Fittings		Ferrules	Length	Hose type			Note
	Connection 1	Connection 2	Fitting 1	Fitting 2			Part no.	Size	Pres. Rating	
615055		Hose guard				Total Cut		1/2"		Hose guard
641654	Adapter Grease		BSP -04 Str.		601539	705 mm		1/4"	615091	
641655	Adapter Grease		BSP -04 Str.		601539	670 mm		290 bar	EN 857 1SC	
	Adapter Grease		BSP -04 45		601539	660 mm		1/4"	615091	
	Saw unit		BSP -04 Str.		601539	600 mm		290 bar	EN 857 1SC	

**Hose kit Log Max 2000T**  
**Chain lubrication**

From Head no. 121001

Language **en**  
Part No. **641603/121001**  
V. 220114

Crimp. = Crimp diameter | cyl. = cylinder | Ex. = External | L. = Left | Lo. = Lower | Mani. = Manifold  
Meas. Wheel = Measuring Wheel | No. = number | Pres. Rating = Pressure Rating | Red. = Reducer | R. = Right  
SBR = Saw Bar Rescue | Str. = Straight | Stump treatm. = Stump treatment | Tot. = Total | U. = Upper | WEOPI = WEO Plug-In

Hose no.	Connections		Fittings		Ferrules	Length	Hose type			Note
	Connection 1	Connection 2	Fitting 1	Fitting 2			Part no.	Size	Part no.	
615055	Hose guard					Total Cut	0 mm	1/2"		
641654	Adapter Grease		BSP -04 Str.		601539	705 mm		1/4"	615091	
	Adaptor Grease		BSP -04 Str.		601539	670 mm		290 bar	EN 857 1SC	
641655	Adaptor Grease		BSP -04 45		601539	660 mm		1/4"	615091	
	Saw unit		BSP -04 Str.		601539	600 mm		290 bar	EN 857 1SC	







***Log Max***

**2000T**

Spare part manual

121012-

en

***Log Max***

**2000T**

Spare part manual

121012-

en

***Log Max***

**2000T**

Spare part manual

121012-

en

***Log Max***

**2000T**

Spare part manual

121012-

en

***Log Max***

**2000T**

Spare part manual

121012-

en

***Log Max***

**2000T**

Spare part manual

121012-

en

***Log Max***

**2000T**

Spare part manual

121012-

en