


Log Max **7000XT**

Spare part manual



www.logmax.com

Ver. 1.2



Stationsvägen 12 - 77013 Grangärde - SWEDEN
Phone: +46 240 59 11 00
info@logmax.com www.logmax.com

Applies to serial number: 270240-, 370243-

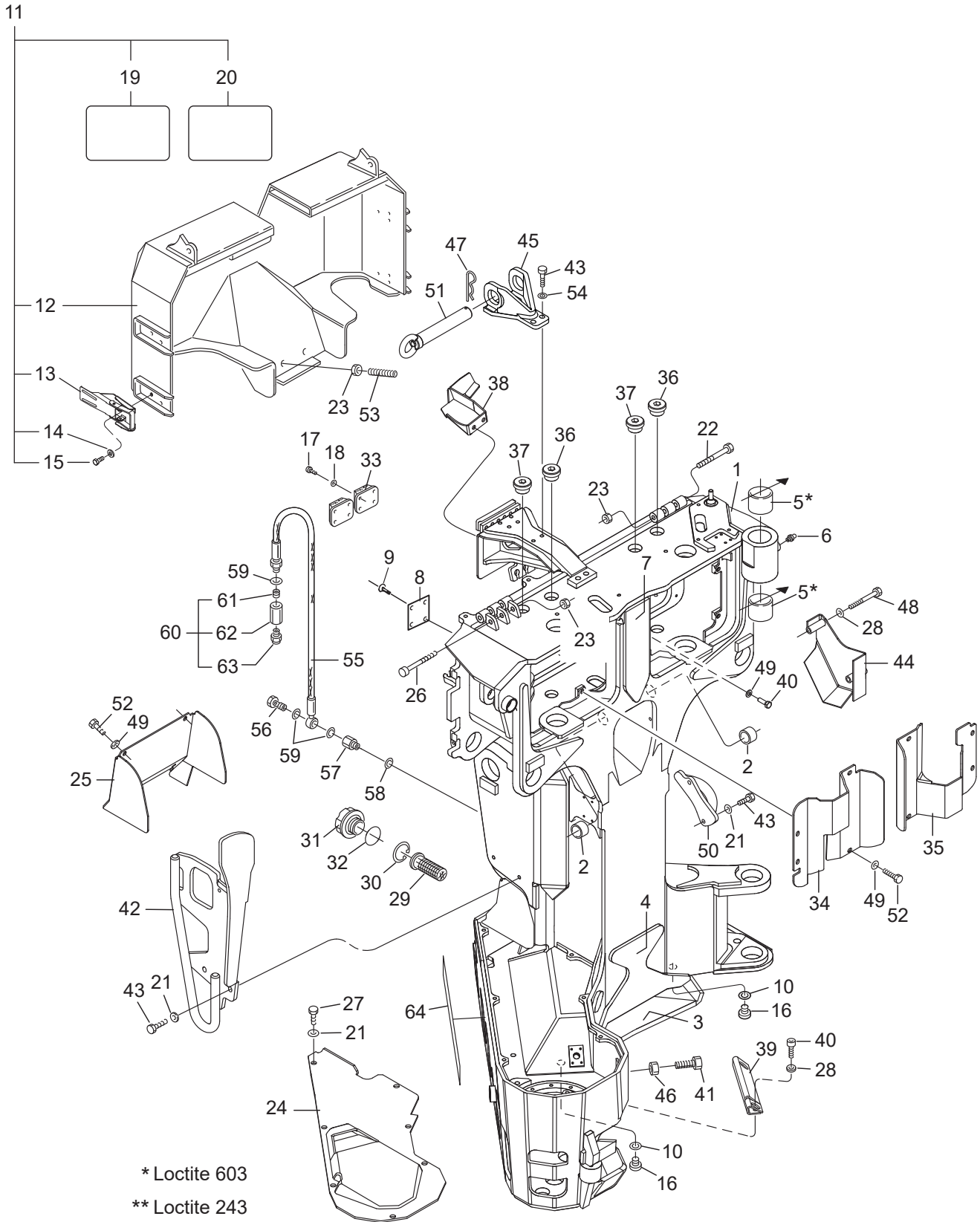
Contents

Frame and protection	9
Frame with protective cover.....	11
Frame with protective cover, top saw	15
Delimiting unit	21
Delimiting unit	23
Lower delimiting knife	27
Upper delimiting knife, analog knife sensor	31
Upper delimiting knife, digital knife sensor	33
Upper delimiting knife, replacable blade	35
Feeding unit.....	37
Feed roller arms.....	39
Feed roller motors.....	43
Reduction gear	47
Feed roller arms.....	49
Feed roller motors.....	53
Feed rollers V12	55
Feed rollers MS11.....	57
Feed roller eucalyptus 45°	59
Measuring	61
Measuring wheel #2.....	63
Hose kit measuring wheel #2.....	65
Lenght measuring arm #2	67
Diameter measuring	69
Measuring wheel.....	71
Felling unit.....	75
Felling link.....	77
Hose holder.....	81
Saw unit	83
Saw hydraulics, saw unit 418 #2	85
Saw hydraulics, saw unit 411XL #2	87
Saw hydraulics, saw unit 518 #2	91
Saw unit 418	95
Saw bar bracket.....	99
Saw hydraulics 418.....	101
Saw unit 411XL	103
Saw bar bracket.....	107
Saw hydraulics 411XL.....	109
Chain lubrication - saw unit 411XL.....	113
Super Greasy pump	115
Stump treatment kit.....	117
Saw unit 518	119
Saw hydraulics 518.....	123
Tension device saw unit 518.....	127
Bar holder #7	129
Chain lubrication, saw unit 418 & 518	131

Easy Greasy pump	133
Saw bar and chain, saw 418.....	135
Saw bar and chain, saw 411XL.....	137
Saw bar and chain, saw 518.....	139
Saw hydraulics #2, top saw	141
Saw unit 98XL	145
Saw hydraulics, top saw	149
Manifold top saw	153
Upper chain oil tank	155
Upper chain lubrication.....	157
Saw bar and chain, saw 98XL	159
Rotators	161
Rotator control, valve.....	163
Electrical system.....	165
Accessories	167
Bypass valve.....	169
Color marking equipment.....	171
Color marking pump.....	175
Valve.....	177
Color marking manifold	179
Electrical controlled measuring wheel	181
Find End Laser - XT.....	183
Find End Laser - XT top saw	185
Find End assembly, XT & XT top saw	187
Find End, photocell.....	189
Hydraulic upper knife without top saw	191
Hydraulic upper knife with top saw	193
Electric system hydraulic upper knife	195
Knife edge protection	197
Stump treatment kit, saw 411 XL	199
Tool set	201
Tools for pins.....	203
Hydraulic system	205
Interconnection of main manifolds #2	207
Interconnection of main manifolds TS #2	209
Left manifold PRE #2	211
Left manifold #2	213
Manifold #2	215
Directional valve #2	217
Pressure reducer valve #2.....	219
Right manifold assembly #2	221
Right manifold assembly TS #2	225
Interconnection of main manifolds	229
Left manifold.....	233
Check valve	235
Check valve	237
Directional valve 24V.....	239
Directional valve 24V.....	241
Directional valve 24V.....	243

Pressure reducer valve.....	245
Pressure reducer valve.....	247
Sequence valve	249
Right manifold	251
Inlet section S01	253
Feed section S02.....	255
Feed section S03.....	257
Middle section S04	259
Knife section S05.....	261
End section S06	263
Feed reducer	265
Logic element	267
Pilot reducer	269
Relief valve	271
Relief valves	273
Solenoid 24V	275
Cylinder Ø25/16-45	277
Cylinder Ø40/25-106	279
Hydraulic cylinder.....	281
Rod kit	283
Hydraulic cylinder.....	285
Rod kit	287
Cylinder	289
Control system	291
Log Mate 510 #2.....	293
Log Mate 510.....	295
IT.....	297
Electrical system saw unit 418, 411XL & 518	299
Electrical system top saw	301
Log Mate 510.....	303
IT.....	305
Cable bracket, analog knife sensor	307
Cable bracket, digital knife sensor.....	309
Terminal box IT.....	311
Hose kits	313

Frame and protection

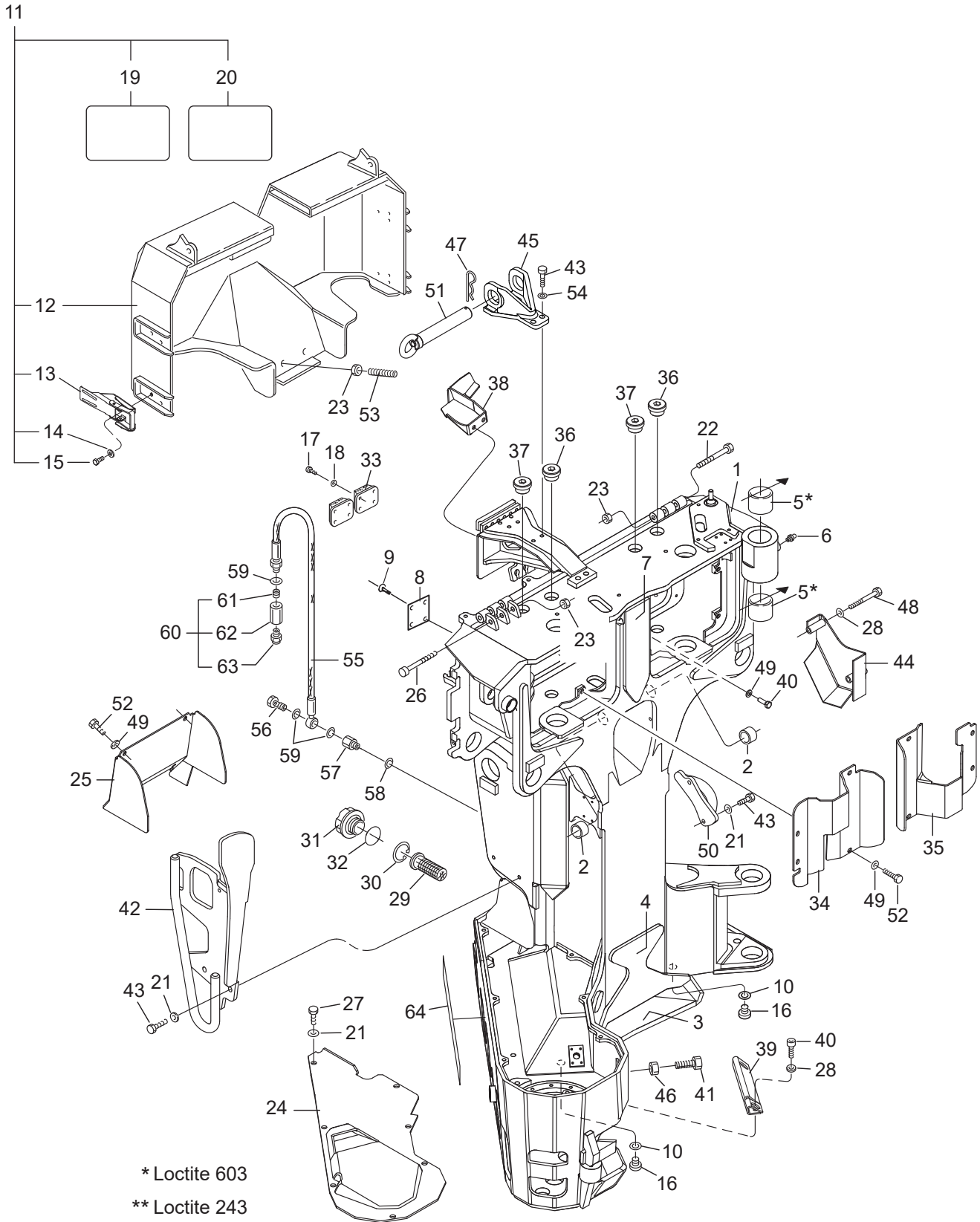


02/007

Log Max 7000XT

Frame with protective cover

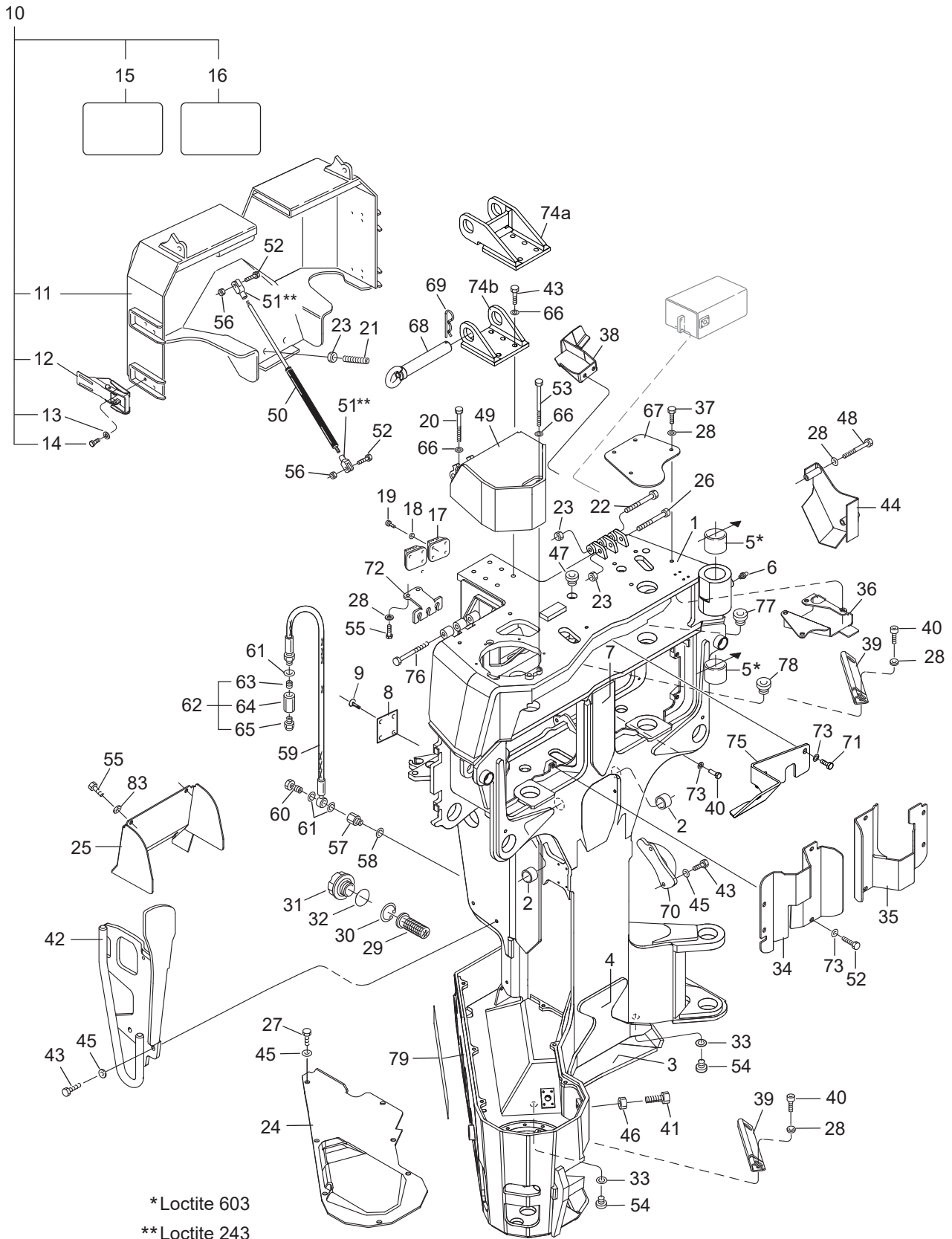
Structure 006100H				
Pos.	Part no.	Quantity	Description	Specification
1	047107	1	Frame	
2	512083	2	Bushing	35/39-
3	015636	1	Bottom plate	
4	013312	1	Wear plate	
5	512028	2	Bushing	60x40
6	625000	3	Grease nipple	KR 1/8" – R
7	015519	1	Wear plate	
8		1	Plate	
9	500651	4	Screw	CSS 2.2x4.5
10	601103	2	Bonded seal	1/2"
11	047128	1	Protective cover compl.	
12	047127	1	Protective cover	
13	519085	4	Overcentre latch	
14	503055	12	Washer	M8 Nordlock
15	500042	12	Screw	M6S M8x16 8.8 FZB
16	015642	2	Magnetic plug	1/2"
17	500022	8	Screw	M6S M6x14 8.8 FZB
18	503073	8	Washer	M6 Nordlock
19	519140	1	Decal	Chain shot/ Kedjeskott
20	519141	1	Decal	Crushing Hazard/ Klämrisk
21	503076	12	Washer	M12 Nordlock Wide / Stor
22	501123	2	Screw	MC6S M12x140 12.9
23	502056	5	Nut	M12 Locking Low / Låg
24	017038	1	Protective plate	
25	017041	1	Protection	
26	501121	1	Screw	MC6S M12x120 12.9
27	500090	7	Screw	M6S M12x25 8.8 FZB
28	503057	24	Washer	M10 Nordlock
29	015351	1	Strainer	
30	517238	1	Circlip	SGH 45
31	013969	1	Filling cap compl.	Yellow / Gul
32	543028	1	O-ring	Ø 44.04x3.53 Viton
33	014377	2	Rubber damper	



02/007

Log Max 7000XT

Structure				
Pos.	Part no.	Quantity	Description	Specification
34	016074	1	Protective plate	Right / Höger
35	016073	1	Protective plate	Left / Vänster
36	011537	2	Plug	R 1 1/4"
37	601006	2	Plug	R1 1/4"
38	016077	1	Protection	
39	018435	1	Protection	
40	501087	4	Screw	MC6S M10x20 12.9
41	014719	1	Screw	M24
42	016100	1	Hose leader	
43	500091	11	Screw	M6S M12x30 8.8 FZB
44	015780	1	Protection	Measuring wheel / Måthjul
45	016053	1	Bracket	
46	502012	1	Nut	M6M M24 FZB
47	521006	1	Ring pin	LSA
48	500078	2	Screw	M6S M10x75 8.8 FZB
49	503075	14	Washer	M10 Nordlock
50	016030	1	Hose leader	
51	015496	1	Lock pin	
52	500066	6	Screw	M6S M10x20 8.8 FZB
53	513042	2	Screw	P6SS M12x50
54	503060	2	Washer	M12 Nordlock
55	645305	1	Hose	
56	601060	1	Banjo screw	R 1/4"
57	602055	1	Adapter	R 1/4" – R 1/4" UF – IF
58	601101	1	Bonded seal	1/4"
59	601200	3	Copper seal	13x19x1.5
60	015037	1	Breather valve	
61	617016	1	Check valve	
62	011506	1	Coupling	R 1/4"
63	602311	1	Filter plug	G 1/4"
64	519157	1	Decal	

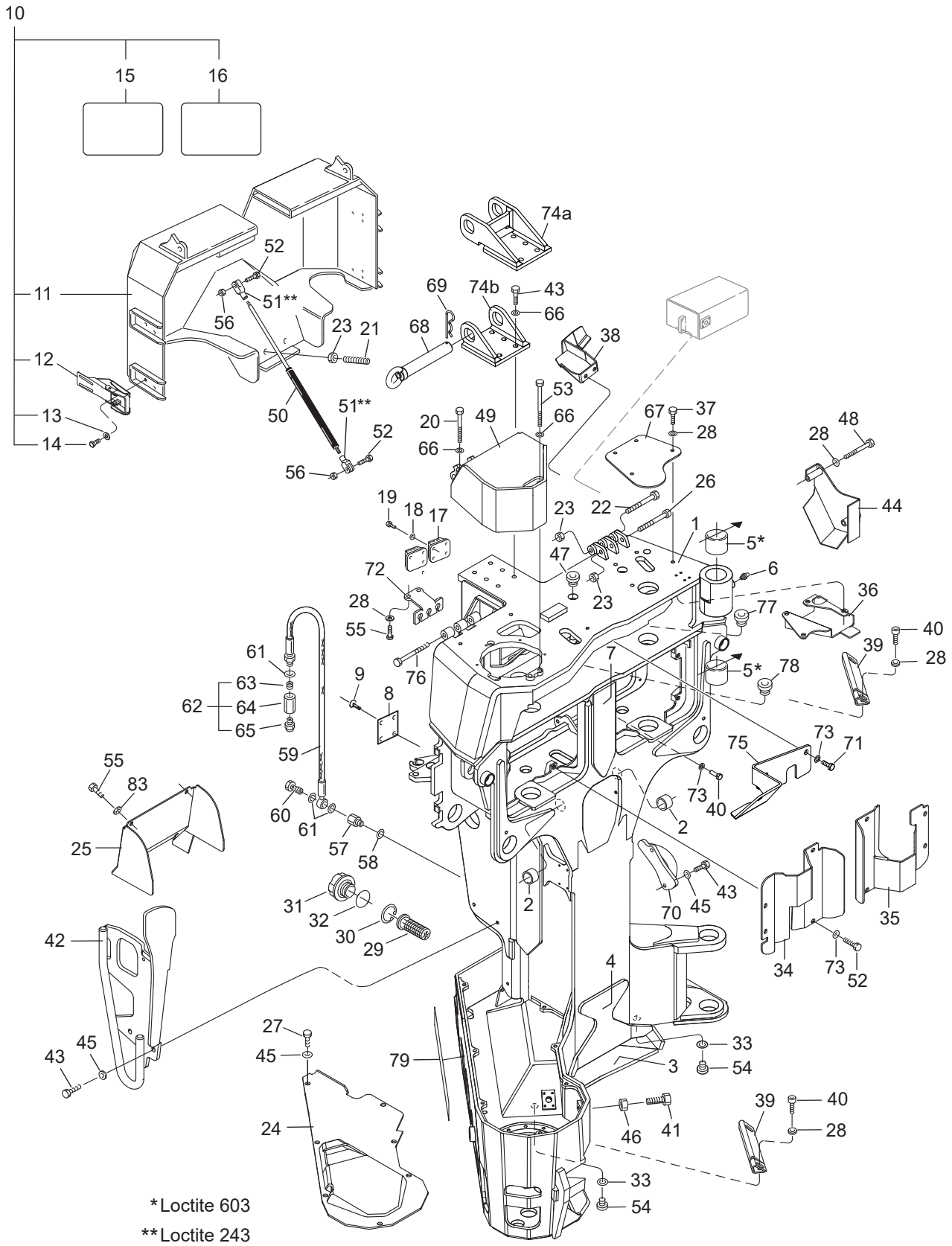


02/008

Log Max 7000XT-Toppsåg

Frame with protective cover, top saw

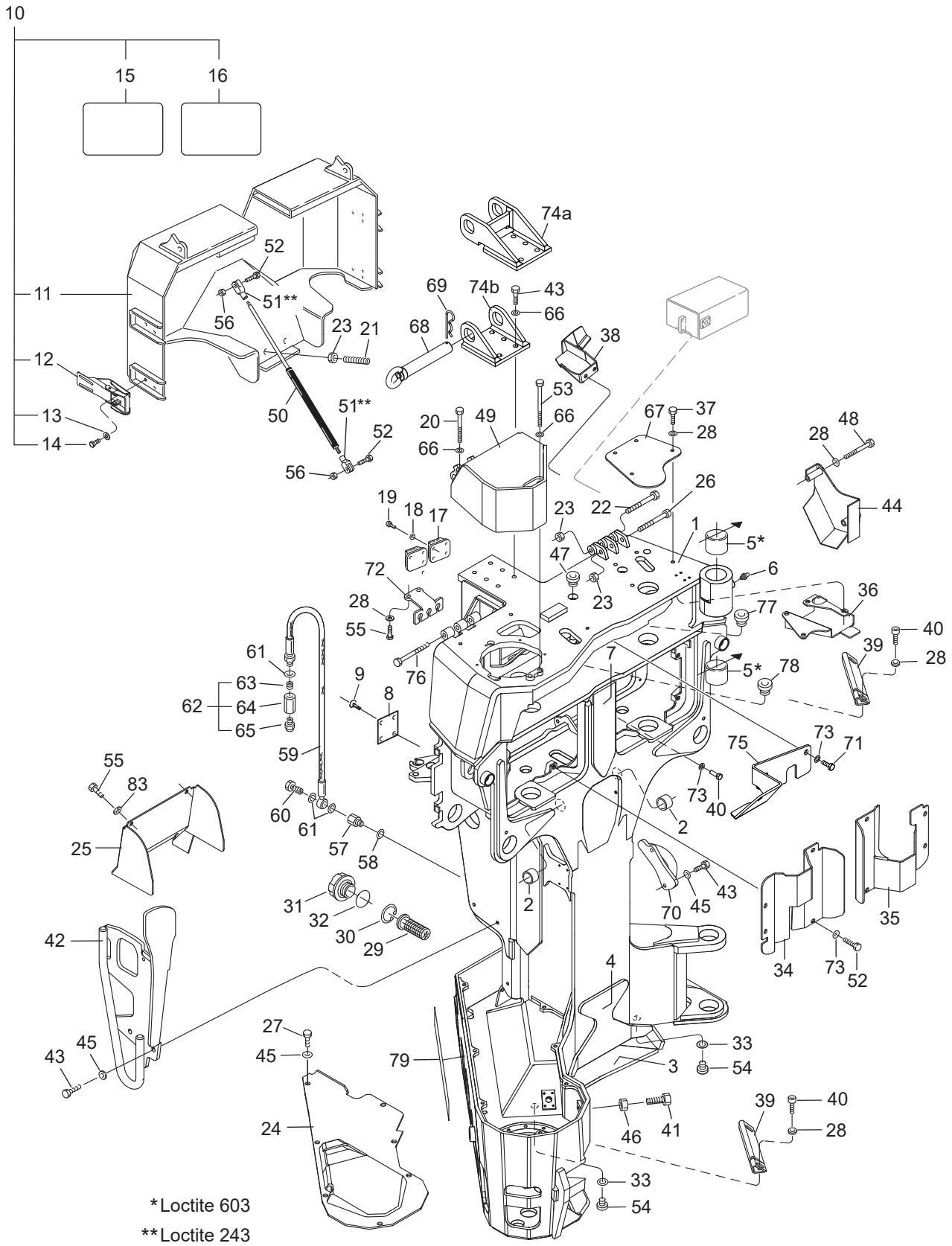
Structure 006100HTTS, 047087				
Pos.	Part no.	Quantity	Description	Specification
1	047106	1	Frame cmpl.	
2	512211	2	Bushing	
3	015631	1	Bottom plate	
4	013312	1	Wear plate	
5	512028	2	Bushing	60x40
6	625000	5	Grease nipple	KR 1/8" – R
7	015519	1	Wear plate	
8		1	Plate	
9	500651	4	Screw	CSS 2.2x4.5
10	047121	1	Protective cover cmpl	
11	047120	1	Protective cover	
12	519085	4	Overcentre latch	
13	503055	12	Washer	M8 Nordlock
14	500042	12	Screw	M6S M8x16 8.8 FZB
15	519140	1	Decal	Chain shot/ Kedjeskott
16	519141	1	Decal	Crushing Hazard/ Klämrisk
17	014377	2	Rubber damper	
18	503073	8	Washer	M6 Nordlock
19	500022	8	Screw	M6S M6x14 8.8 FZB
20	501119	2	Screw	MC6S M12x100 12.9
21	513042	2	Screw	P6SS M12x50
22	501123	2	Screw	MC6S M12x140 12.9
23	502056	5	Nut	M12 Locking Low / Låg
24	017038	1	Protective plate	
25	017042	1	Protection	
26	501121	1	Screw	MC6 M12x120 12.9
27	500090	7	Screw	M6S M12x25 8.8 FZB
28	503057	12	Washer	M10 Nordlock
29	015351	1	Strainer	
30	517238	1	Circlip	SGH 45
31	013969	1	Filling cap cmpl.	Yellow / Gul
32	543028	1	O-ring	Ø 44.04x3.53 Viton
33	601103	2	Bonded seal	1/2"



02/008

Log Max 7000XT-Toppsåg

Structure				
Pos.	Part no.	Quantity	Description	Specification
34	015525	1	Protective plate	Right / Höger
	016622	1	Protective plate	For processor knives / För processorknivar
	016524	1	Protective plate	For welded knives / För svetsade knivar
35	015524	1	Protective plate	Left / Vänster
	016621	1	Protective plate	For processor knives / För processorknivar
	016541	1	Protective plate	For welded knives / För svetsade knivar
36	015522	1	Cover	
37	500070	4	Screw	M6S M10x35 8.8 FZB
38	016077	1	Protection	
39	018435	2	Protection	
40	501087	6	Screw	MC6S M10x20 12.9
41	014719	1	Screw	M24
42	015499	1	Hose leader	
43	500091	11	Screw	M6S M12x30 8.8 FZB
44	015780	1	Protection	Measuring wheel / Måthjul
45	503076	12	Washer	M12 Nordlock Wide / Stor
46	502012	1	Nut	M6M M24 FZB
47	601005	1	Plug	1" R
48	500078	2	Screw	M6S M10x75 8.8 FZB
49	016294	1	Cover	
50	526021	1	Gas spring	
51	510123	2	Fork link	
52	500069	10	Screw	M6S M10x30 8.8 FZB
53	501124	2	Screw	MC6S M12x160 12.9
54	015642	2	Magnetic plug	1/2"
55	500066	6	Screw	M6S M10x20 8.8 FZB
56	502055	2	Nut	M10 Locking Low / Låg
57	602055	1	Adapter	R 1/4" – R 1/4" UF – IF
58	601101	1	Bonded seal	1/4"
59	645305	1	Hose	

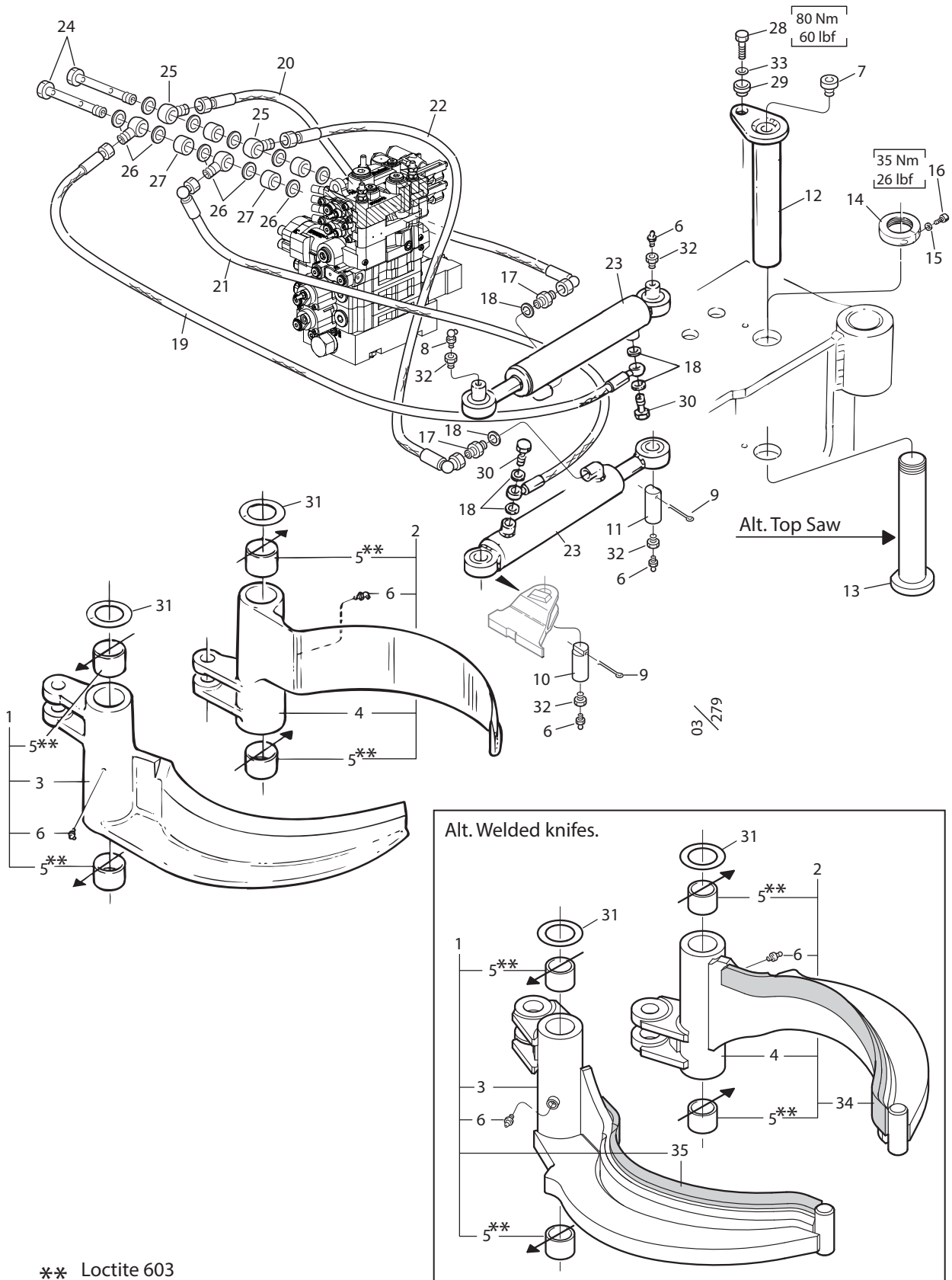


02/008

Log Max 7000XT-Toppsåg

Structure				
Pos.	Part no.	Quantity	Description	Specification
60	601060	1	Banjo screw	R 1/4"
61	601200	3	Copper seal	13x19x1.5
62	015037	1	Breather valve	
63	617016	1	Check valve	
64	011506	1	Coupling	R 1/4"
65	602311	1	Filter plug	G 1/4"
66	503060	10	Washer	M12 Nordlock
67	015536	1	Protection	
68	015496	1	Lock pin	
69	521006	1	Ring pin	LSA
70	016030	1	Hose leader	Left / Vänster
71	500068	3	Screw	M10x25
72	016817	1	Bracket	
73	503075	17	Washer	M10 Nordlock
74a	016052	1	Bracket	Top saw
74b	016051	1	Bracket	Processor
75	016495	1	Protection	
76	501126	1	Screw	MC6S M12x170 12.9
77	011537	1	Plug	R 1 1/4"
78	601006	1	Hex plug	R 1 1/4"
79	519157	1	Decal	

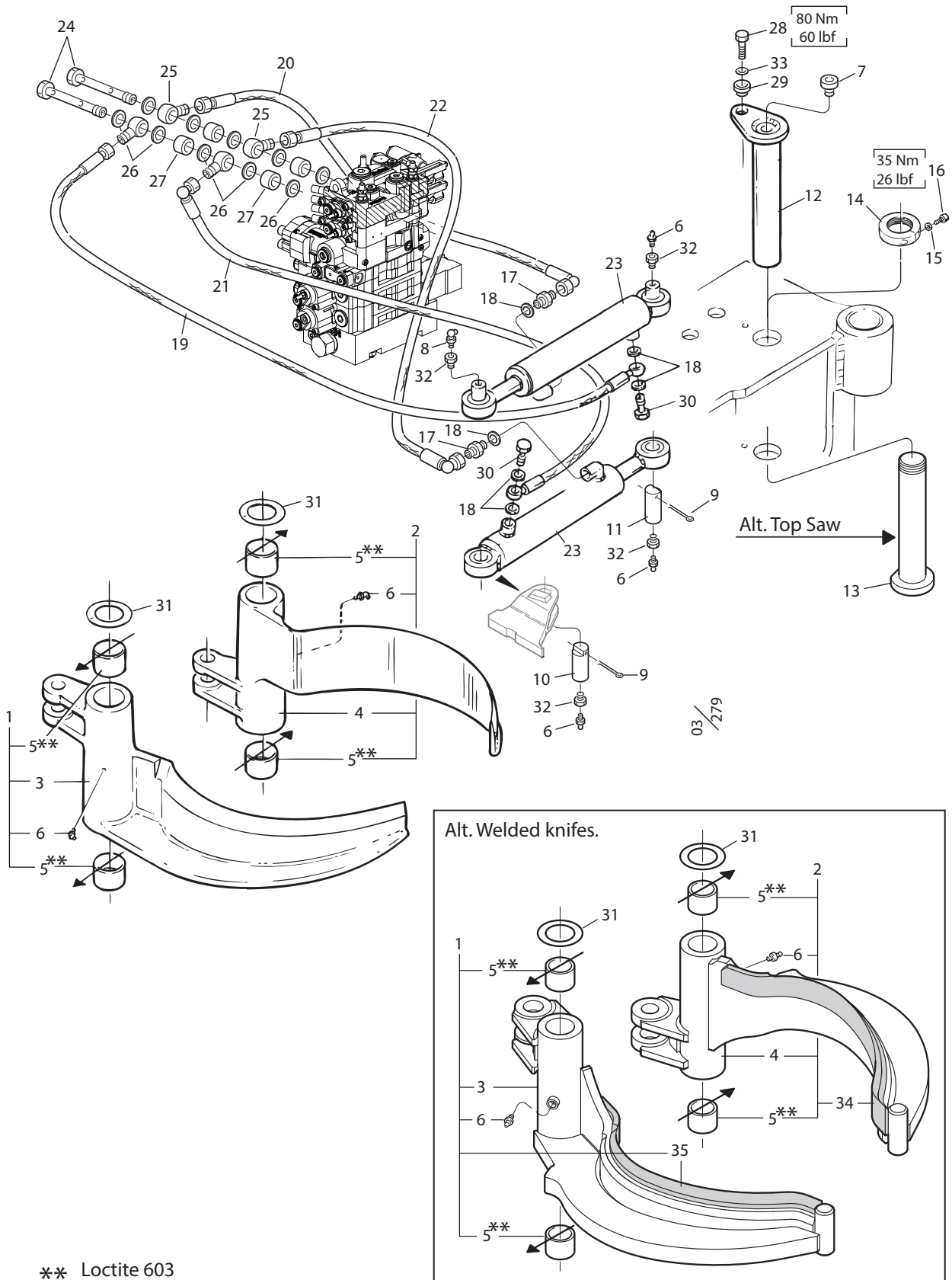
Delimiting unit



** Loctite 603

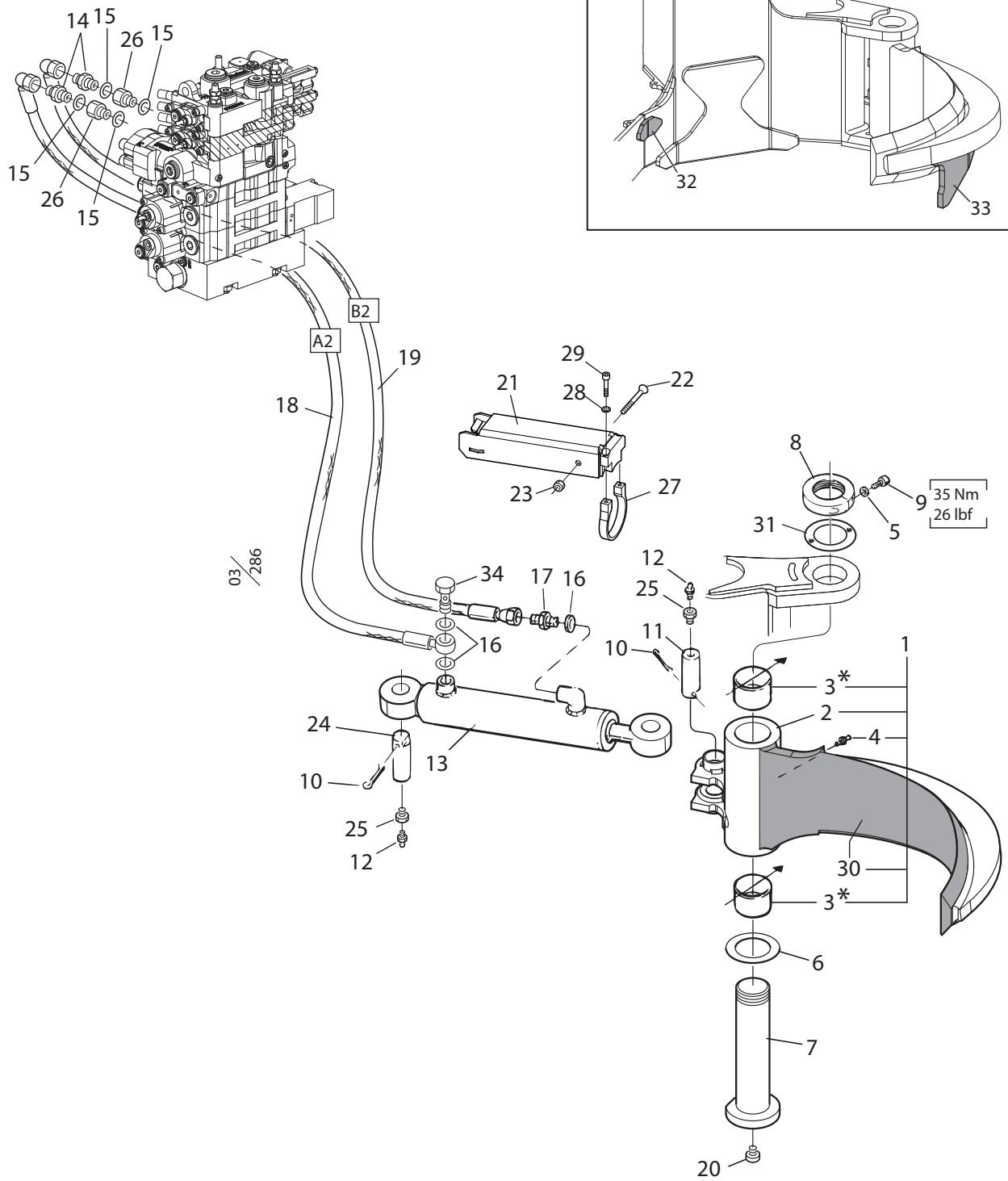
Delimbing unit

Structure 006111, 006111-T, 047087				
Pos.	Part no.	Quantity	Description	Specification
1	034347	1	Delimbing knife compl.	Right / Höger
1	034247	(1)	Delimbing knife compl.	Right / Höger Processor Welded / Svetsad
2	034346	1	Delimbing knife compl.	Left / Vänster
2	034246	(1)	Delimbing knife compl	Left / Vänster Processor Welded / Svetsad
3	012667	1	Delimbing knife	Right / Höger
	016492	1	Delimbing knife	Right / Höger Processor Welded / Svetsad
4	012668	1	Delimbing knife	Left / Vänster
	016491	1	Delimbing knife	Left / Vänster Processor Welded / Svetsad
5	512029	4	Bushing	60x60
6	625000	5	Grease nipple	KR 1/8" R
7	601003	2	Hex plug	1/2" R Only without Top saw / Endast utan Toppsåg
8	625000	1	Grease nipple	KR 1/8" R Only without Top saw / Endast utan Toppsåg
	625001	1	Grease nipple	KR 1/8" 90 Only Top saw / Endast Toppsåg
9	516002	4	Cotter pin	6.3x50
10	010605	2	Pin	Ø32 L=79 mm
11	010604	2	Pin	Ø32 L=102 mm
12	013780	2	Pin	Ø60 L=346 mm Only without Top saw / Endast utan Toppsåg
13	016066	2	Pin	Only Top Saw / Endast Toppsåg
14	016069	2	Threaded ring	M55 Only Top saw / Endast Toppsåg
15	503055	2	Washer	M8 Nordlock Only Top saw / Endast Toppsåg
16	501070	1	Screw	MC6S M8x25 12.9
17	601032	2	Adapter	R 3/8" – R 3/8"
18	601102	6	Bonded seal	3/8"
19	645318	1	Hydraulic hose	
20	645316	1	Hydraulic hose	



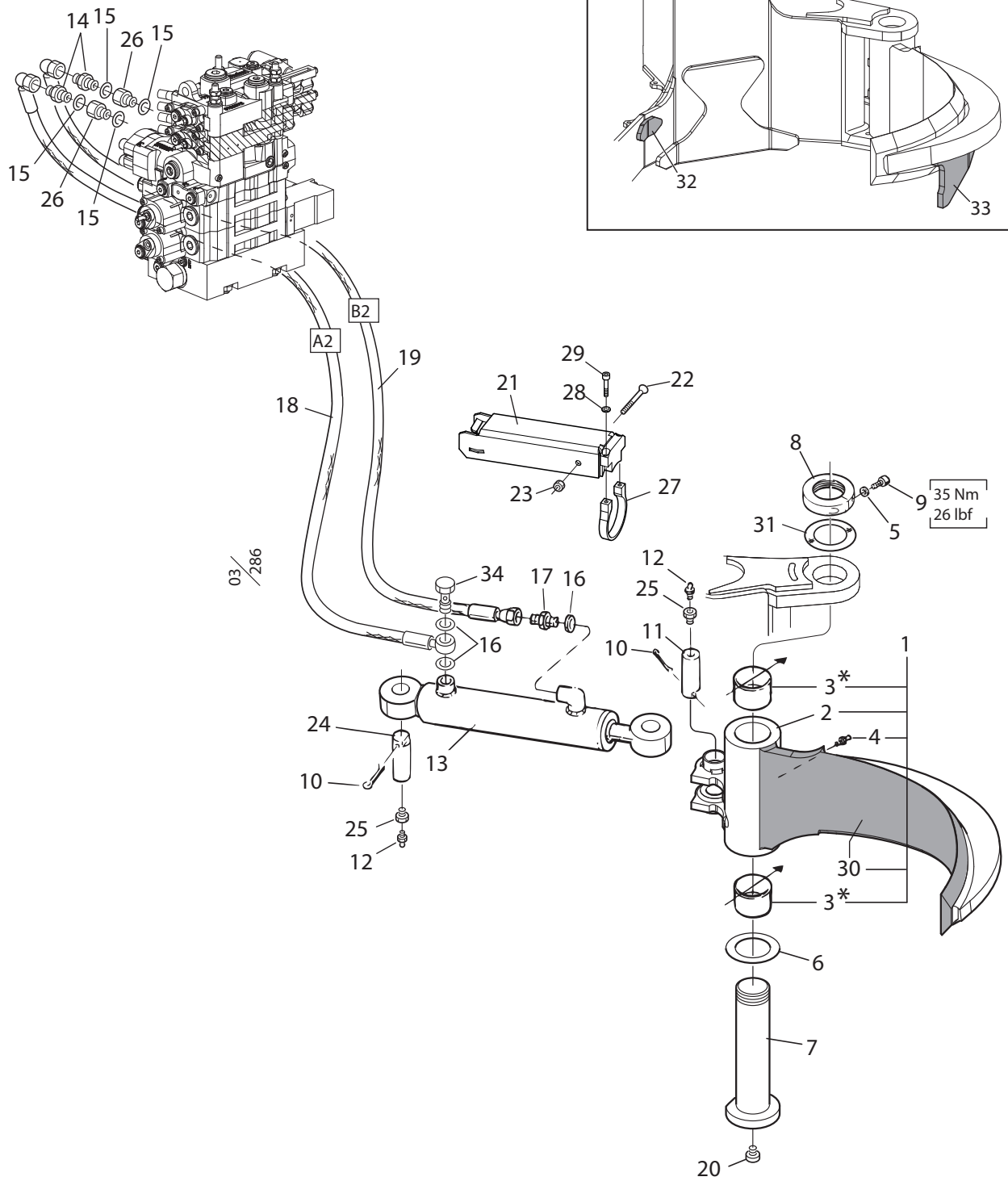
** Loctite 603

Structure				
Pos.	Part no.	Quantity	Description	Specification
21	645319	1	Hydraulic hose	
22	645317	1	Hydraulic hose	
23	018997	2	Hydraulic cylinder	Ø 63/40 – 215
24	012476	2	Banjo screw	G 1/2"
25	602018	4	Banjo body	G 1/2" – G 3/8"
26	601103	10	Bonded seal	1/2"
27	012477	4	Spacer	
28	500092	2	Screw	M6S M12x35 8.8 FZB
29	013872	2	Guide washer	Only without Top saw / Endast utan Toppsåg
30	601061	2	Banjo screw	R 3/8"
31	507011	Req / Erf	Shim	63x98x0.5
	507012	Req / Erf	Shim	63x98x1.0
32	602030	4	Adapter	R 1/8" – KR 3/8"
33	503060	2	Washer	M12 Nordlock
34	0165395	1	Knife edge	Left / Vänster Only welded / Endast svetsade
35	0165405	1	Knife edge	Right / Höger Only welded / Endast svetsade



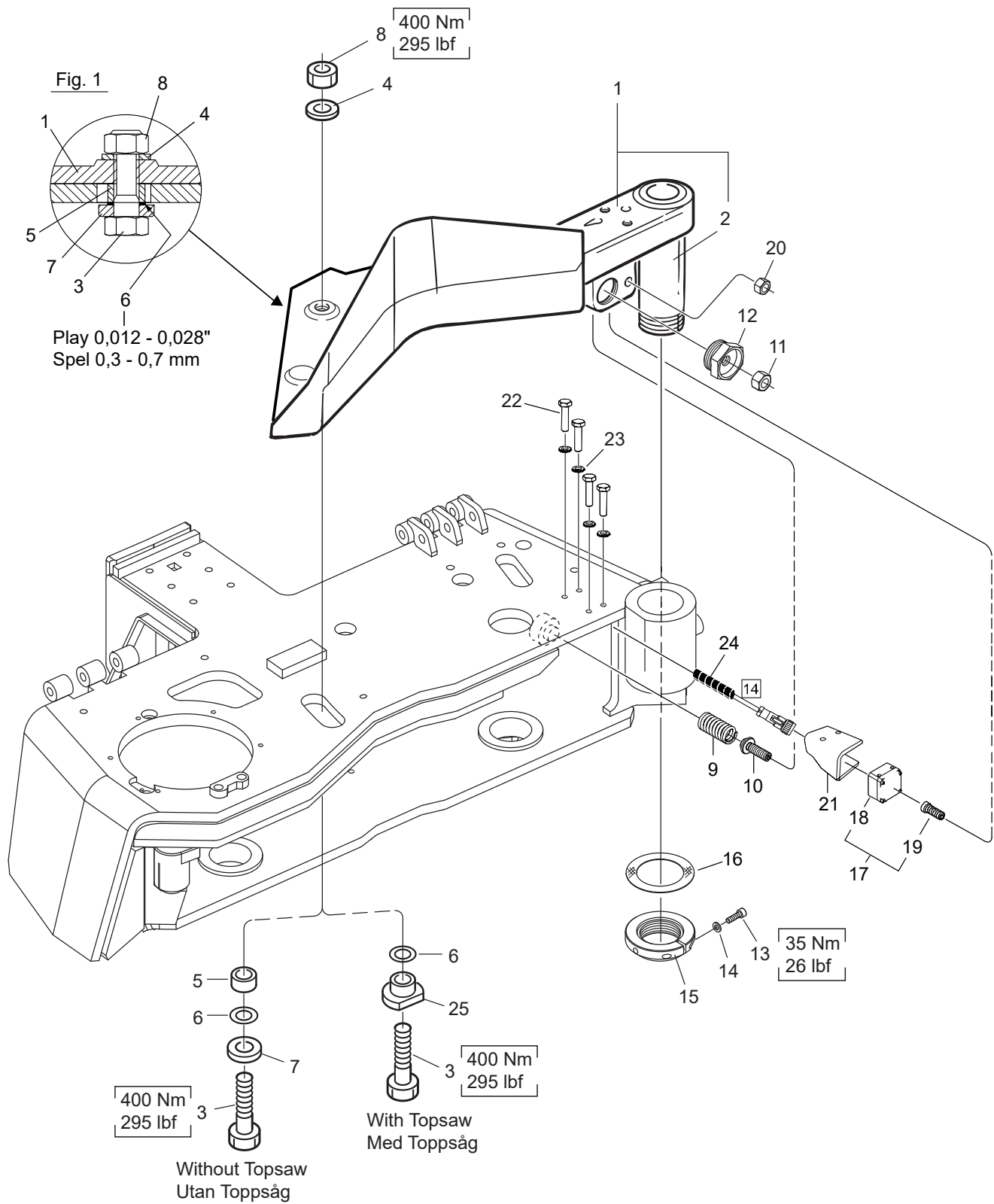
Lower delimiting knife

Structure 006103, 047087				
Pos.	Part no.	Quantity	Description	Specification
1	047113	1	Delimiting knife compl.	
1	047112	1	Delimiting knife compl.	Processor
2	015716	1	Delimiting knife	
2	015714	1	Delimiting knife	Processor
3	512029	2	Bushing	60x60
4	625000	1	Grease nipple	KR 1/8" R
5	503055	1	Washer	M8 Nordlock
6	507011	Req / Erf	Shim	63x98x0.5
	507012	Req / Erf	Shim	63x98x1.0
7	015712	1	Pin	Ø 60 L=321 mm
8	016069	1	Threaded ring	M55
9	501070	1	Screw	MC6S M8x25 12.9
10	516002	2	Cotter pin	6.3x50
11	013729	1	Pin	Ø 32 L=90 mm
12	625000	2	Grease nipple	KR 1/8" R
13	018997	1	Hydraulic cylinder	Ø 63/40 – 215
14	601033	2	Adapter	R 3/8" UF – R 1/2" UF
15	601103	4	Bonded seal	1/2"
16	601102	2	Bonded seal	3/8"
17	601032	2	Adapter	R 3/8" – R 3/8"
18	645320	1	Hydraulic hose	
19	645321	1	Hydraulic hose	
20	601003	1	Hex plug	1/2" R
21	016257	1	Cover	
22	500078	1	Screw	M6S M10x75 8.8 FZB
23	502055	1	Nut	M10 Locking Low / Låg
24	012586	1	Pin	Ø 32 L=86 mm
25	602030	2	Adapter	R 1/8" – KR 3/8"
26	013805	2	Coupling	1/2" IF – 1/2" UF
27	016253	1	Clamp	
28	503057	2	Washer	M10 Nordlock
29	501090	2	Screw	MC6S M10x30 12.9
30	015719	1	Knife blade	



* Loctite 603

Structure				
Pos.	Part no.	Quantity	Description	Specification
31	507017	Req / Erf	Shim	56x89x1
32	015494	1	Lug	
33	015715	1	Plate	Processor

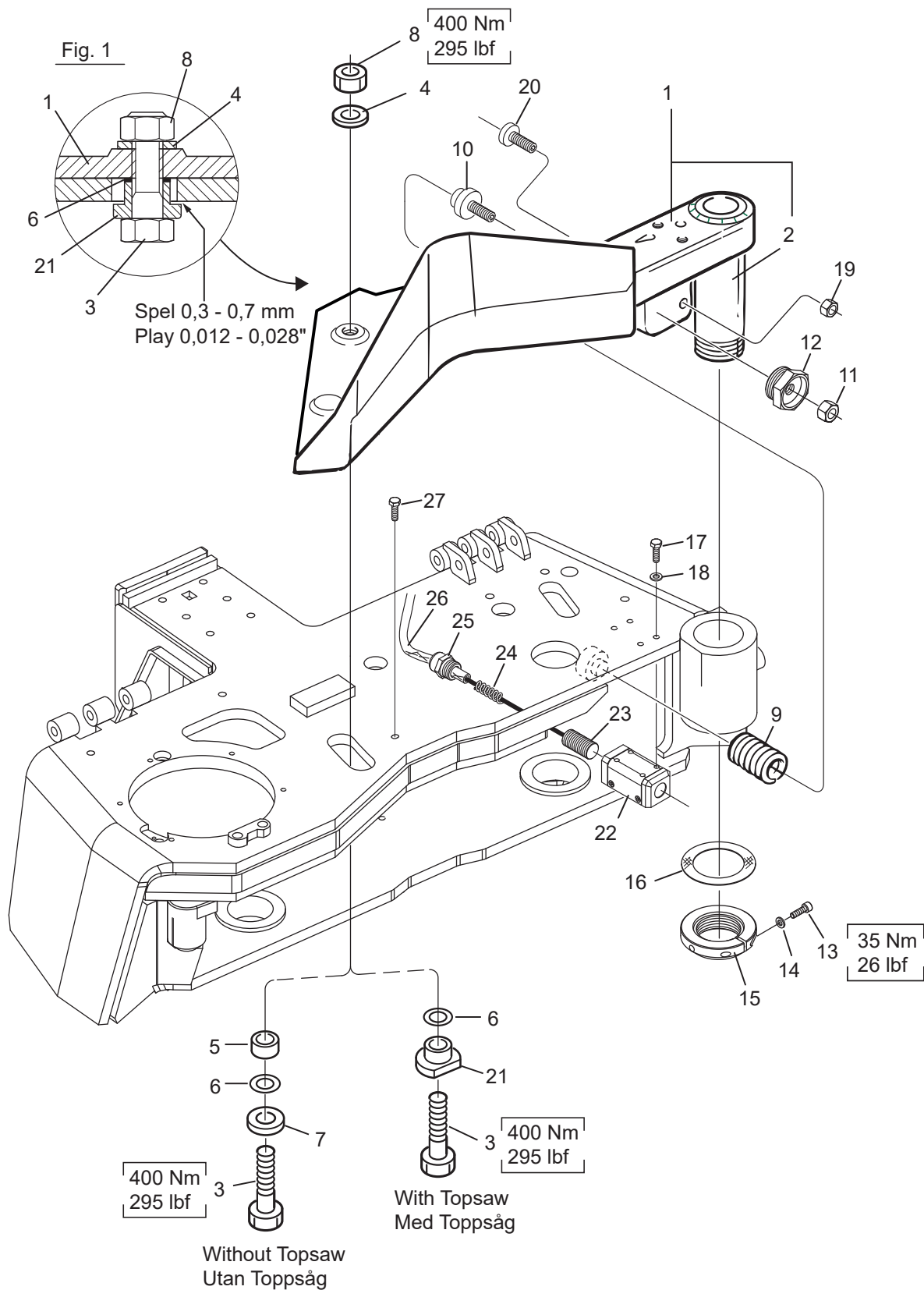


03/014

Log Max - 7000XT Analog

Upper delimbing knife, analog knife sensor

Struktur 006101-2, 006101-TS-2, 047087				
Pos.	Art nr.	Kvantitet	Beskrivning	Specifikation
1	047115	1	Delimbing knife cml	
2	016071	1	Pin	Ø60 L=200 mm
3	505045	1	Screw	M6S M24x80 10.9
4	503018	1	Washer	BRFB 25x45x4 FZB
5	013335	1	Spacer	
6	015480	Req / Erf	Shim	24x34x0.5
	015481	Req / Erf	Shim	24x34x1.0
7	013338	1	Washer	
8	502062	1	Nut	M24 Locking Low / Låg
9	526031	1	Spring	
10	017282	1	Adjuster screw	M16
11	502706	1	Nut	M16 Low / Låg
12	017281	1	Plug	G 1 1/4"
13	501070	1	Screw	MC6S M8x25 12.9
14	503055	1	Washer	M8 Nordlock
15	016712	1	Threaded ring	M55x2
16	507017	Req / Erf	Shim	56x89x1
17	401289	1	Magnetic sensor cml.	Analog
18	401288	1	Magnetic sensor	
19	514054	1	Magnetic screw	
20	502701	1	Nut	M12x1.25
21	018395	1	Protection	
22	500025	4	Screw	M6S M6x25 8.8 FZB
23	503065	4	Washer	M6 Nordlock
24	615047	1	Protection hose	10x6.7 0.26 M Without Topsaw / Utan Toppsåg
	615047	1	Protection hose	10x6.7 0.5 M With Topsaw / Med Toppsåg
25	016592	1	Spacer	With Topsaw / Med Toppsåg

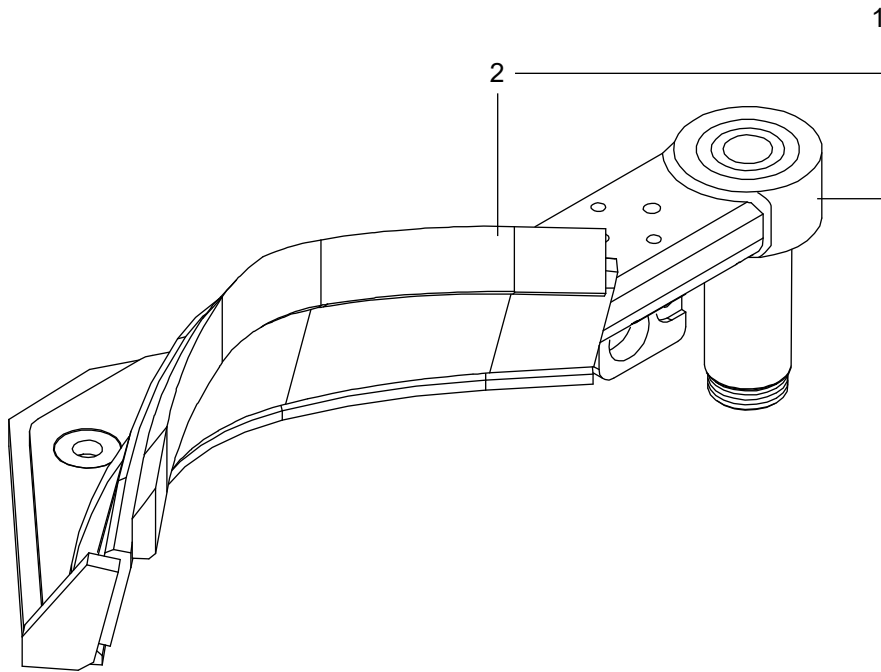


03/015

Log Max - 7000XT Digital

Upper delimiting knife, digital knife sensor

Structure 006101-2, 006101-TS-2, 047087, 044131-3				
Pos.	Part no.	Quantity	Description	Specification
1	047115	1	Delimiting knife compl.	
2	016071	1	Pin	Ø60 L=200 mm
3	505045	1	Screw	M6S M24x80 10.9
4	503018	1	Washer	BRFB FZB 25x45x4
5	013335	1	Spacer	
6	015480	Req / Erf	Shim	24x34x0.5
	015481	Req / Erf	Shim	24x34x1.0
7	013338	1	Washer	
8	502062	1	Nut	M24 Locking Low / Låg
9	526031	1	Spring	
10	017282	1	Adjuster screw	M16
11	502706	1	Nut	M16 Low / Låg
12	017281	1	Plug	G 1 1/4"
13	501070	1	Screw	MC6S M8x25 12.9
14	503055	1	Washer	M8 Nordlock
15	016712	1	Threaded ring	M55x2
16	507017	Req / Erf	Shim	56x89x1
17	500025	4	Screw	M6S M6x25 8.8 FZB
18	503073	4	Washer	M6 Nordlock Wide / Stor
19	502701	1	Nut	M12x1.25
20	016932	1	Sensor screw	M12x45
21	016592	1	Spacer	With Topsaw / Med Toppsåg
22	016930	1	Sensor holder	Ø 16.5
23	401151	1	Sensor compl.	
24	526015	1	Spring	
25	401152	1	Cable sleeve	M20x1.5
26	615019	1	Hose	0.26 M
27	500046	1	Screw	M6S M8x30 8.8 FZB



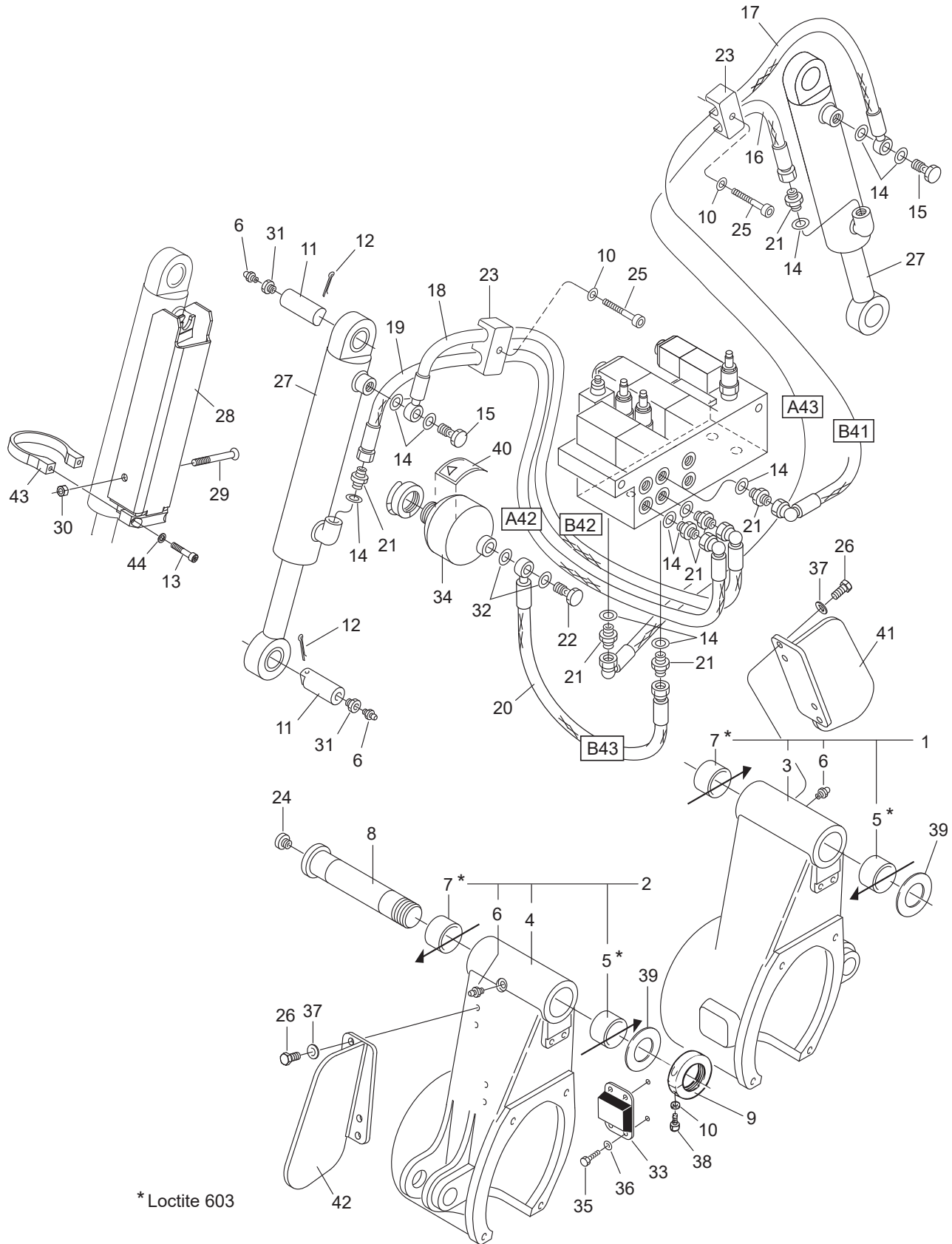
03 /
018

Log Max 6000Twin/E6/7000XT/7000Twin

Upper delimiting knife, replacable blade

Structure 049066				
Pos.	Part no.	Quantity	Description	Specification
1	017272	1	Upper delimiting knife cml.	
2	017280	1	Knife blade	Replaceable / Utbytbar

Feeding unit

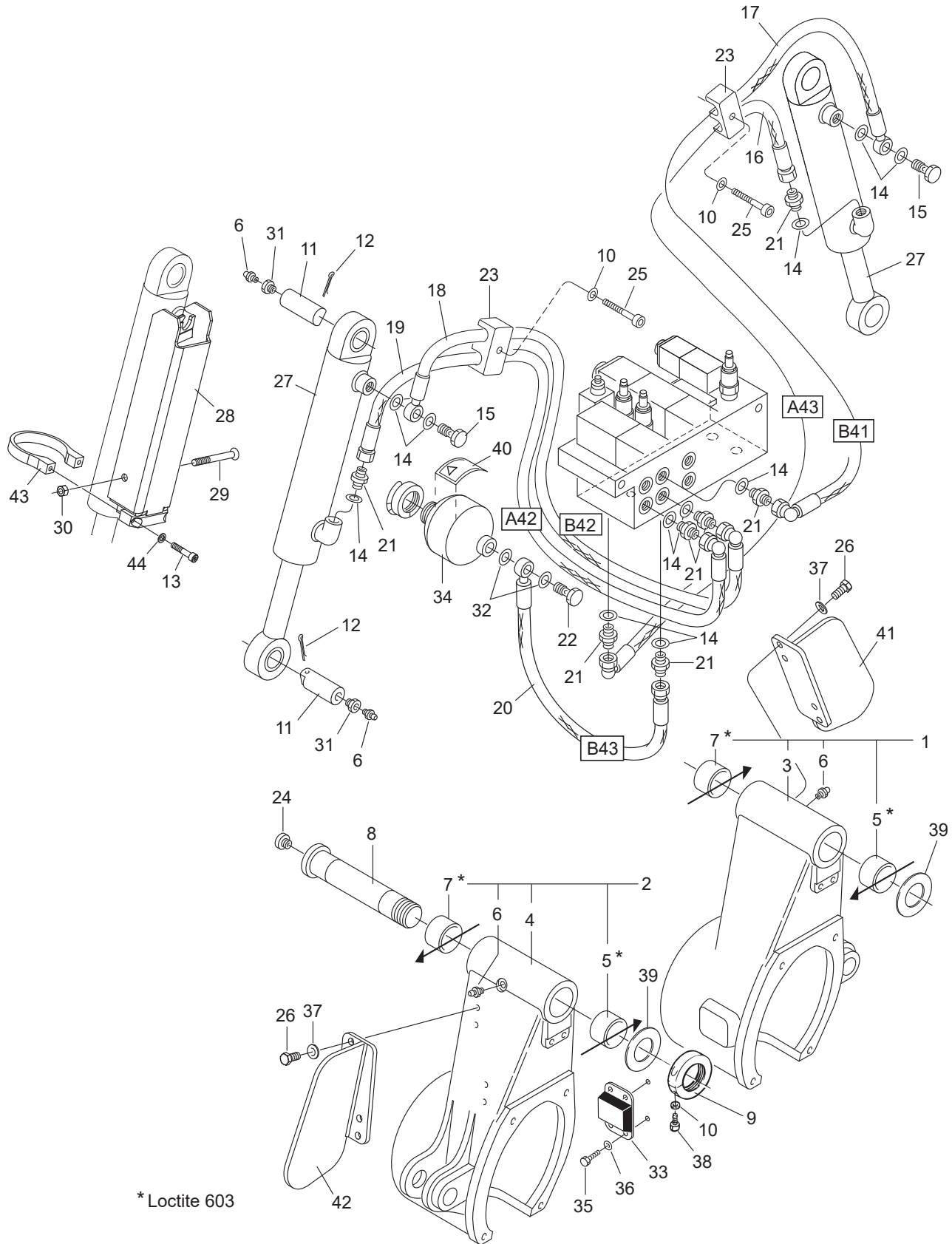


05/
019

LogMax 7000XT - V12 Armar

Feed roller arms

Structure 006160-H, 006160-V				
Pos.	Part no.	Quantity	Description	Specification
1	047123	1	Feed roller arm compl.	Right / Höger
2	047124	1	Feed roller arm compl.	Left / Vänster
3	013381	1	Feed roller arm	Right / Höger
4	013380	1	Feed roller arm	Left / Vänster
5	512028	2	Bushing	60x40
6	625000	6	Grease nipple	KR 1/8" R
7	512029	2	Bushing	60x60
8	015699	2	Pin	Ø 60 L=295 mm
9	016069	2	Threaded ring	M55
10	503055	4	Washer	M8 Nordlock
11	012586	4	Pin	Ø 32 L=86 mm
12	516002	4	Cotter pin	6.3x50
13	501090	4	Screw	MC6S M10x30 12.9
14	601102	11	Bonded seal	3/8"
15	601061	2	Banjo screw	R 3/8"
16	645315	1	Hydraulic hose	
17	645314	1	Hydraulic hose	
18	645312	1	Hydraulic hose	
19	645313	1	Hydraulic hose	
20	645324	1	Hydraulic hose	
21	601032	7	Adapter	R 3/8" – R 3/8"
22	601062	1	Banjo screw	R 1/2"
23	016878	2	Clamp	3/8"
24	601003	2	Plug	1/2" R
25	501073	2	Screw	MC6S M8x40 12.9
26	500091	8	Screw	M6S M12x30 8.8 FZB
27	018997	2	Hydraulic cylinder	Ø 63/40 – 215
28	016257	2	Protection	
29	500078	2	Screw	M6S M10x75 8.8 FZB
30	502055	2	Nut	M10 Locking Low / Låg
31	602030	4	Adapter	R 1/8" – KR 3/8"
32	601103	2	Bonded seal	1/2"
33	014377	2	Rubber damper	

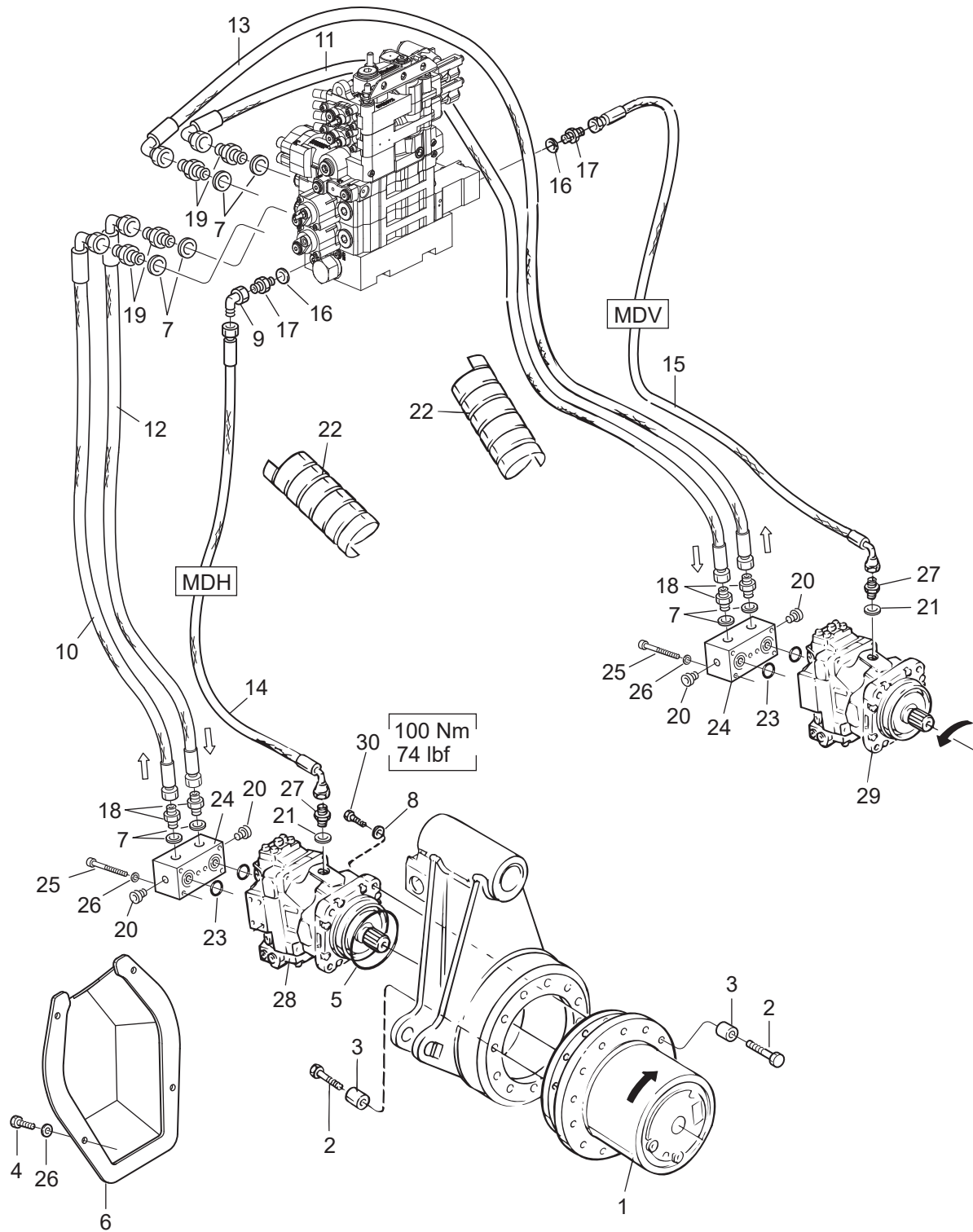


* Loctite 603

05/019

LogMax 7000XT - V12 Armar

Structure				
Pos.	Part no.	Quantity	Description	Specification
34	610140	1	Accumulator	0.5 L – 0 Bar Empty / Oladdad
	610141	1	Accumulator	0.5 L – 85 Bar Loaded / Laddad
35	500022	8	Screw	M6S M6x14 8.8 FZB
36	503073	8	Washer	M6 Nordlock
37	503060	8	Washer	M12 Nordlock
38	501070	2	Screw	MC6S M8x25 12.9
39	507011	Req / Erf	Shim	63x98x0.5
39	507012	Req / Erf	Shim	63x98x1.0
40	519111	1	Decal	85 bar
41	015696	1	Protection	Right / Höger
42	015695	1	Protection	Left / Vänster
43	016253	2	Clamp	
44	503057	4	Washer	M10 Nordlock



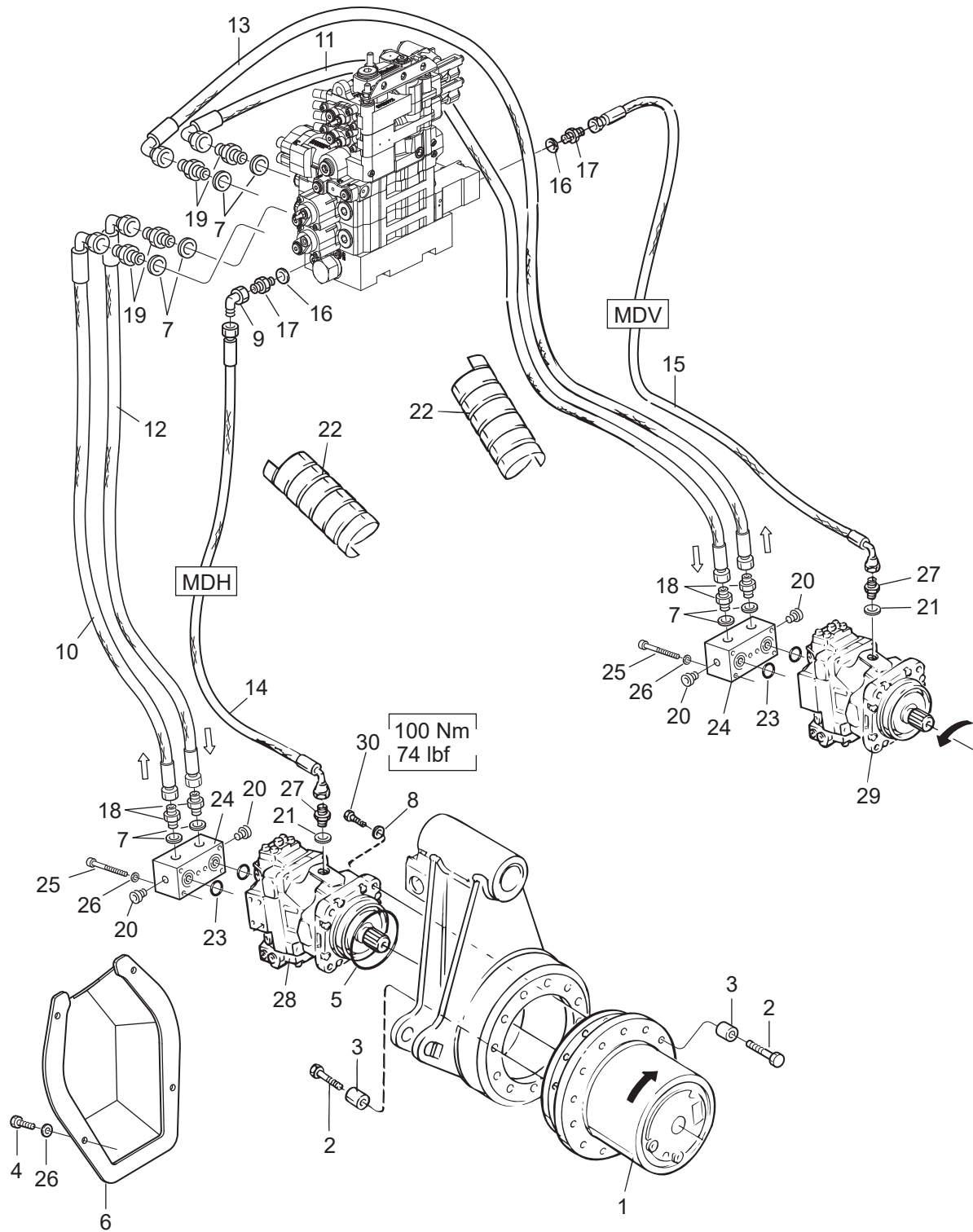
➔ Direction of rotation / Rotationsriktning
⇨ Oil flow / Oljeflöde

05/006

Log Max 7000C / XT - V12 Feed roller motors

Feed roller motors

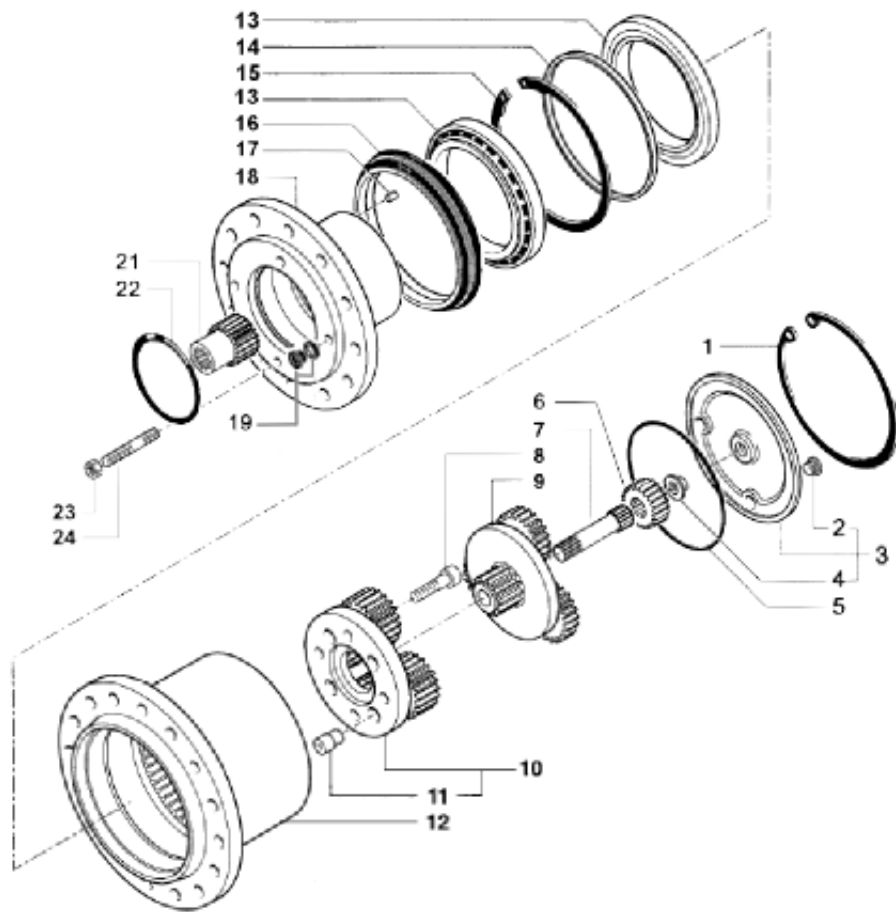
Structure 609132, 609133				
Pos.	Part no.	Quantity	Description	Specification
1	609060	2	Reduction gear	
2	500137	56	Screw	M6S M16x70 8.8 FZB
3	010676	56	Spacer	
4	500068	8	Screw	M6S M10x25 8.8 FZB
5	543164	2	O-ring	125x4
6	013572	2	Cover	
7	601104	8	Bonded seal	3/4"
8	503060	8	Washer	M12 Nordlock
9	602027	1	Elbow	R 3/8" UF – IF 90
10	645334	1	Hydraulic hose	
11	645384	1	Hydraulic hose	
	645335	1	Hydraulic hose	With Top saw / Med Toppsåg
12	645333	1	Hydraulic hose	
13	645385	1	Hydraulic hose	
	645336	1	Hydraulic hose	With Top saw / Med Toppsåg
14	645337	1	Hydraulic hose	
15	645338	1	Hydraulic hose	
16	601102	2	Bonded seal	3/8"
17	601032	2	Adapter	R 3/8" – R 3/8"
18	601040	4	Adapter	R 3/4" UF – R 3/4" UF
19	016443	4	Adapter	G 3/4" – 3/4"
20	601001	4	Hex plug	1/4" R
21	601111	2	Bonded seal	M22
22	615051	2	Hose cover	Ø 2" L=750 mm
23	540154	4	O-ring	24.99x3.53
24	016527	2	Manifold	
25	500074	12	Screw	M6S M10x55 8.8 FZB
26	503057	20	Washer	M10 Nordlock
27	608004	2	Adapter	M22x3/8"
28	609132	1	Feed roller motor	Right / Höger
29	609133	1	Feed roller motor	Left / Vänster
	011269	1	Seal kit	V12-60
	554236	1	O-ring kit	End cap / Bakkåpa



05/006

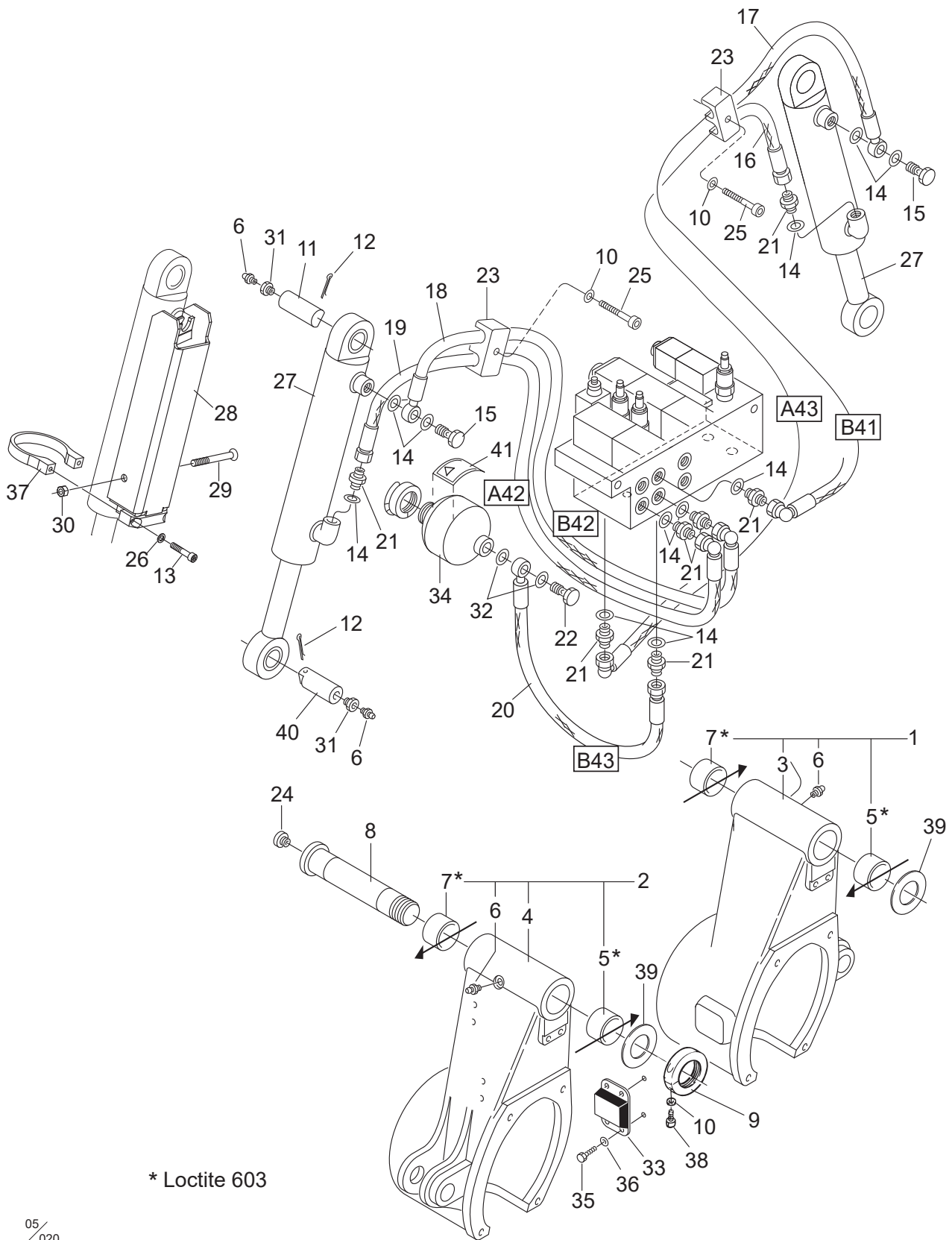
Log Max 7000C / XT - V12 Feed roller motors

Structure				
Pos.	Part no.	Quantity	Description	Specification
30	501110	8	Screw	MC6S M12x35 12.9



Reduction gear

Structure 609060				
Pos.	Part no.	Quantity	Description	Specification
1	635053	1	Circlip	SGH 190
2	635061	1	Plug	
3	635076	1	Cover cmpl	
4	635060	1	Spacer	
5		1	O-ring	
6	635059	1	Sun gear	
7	635058	1	Splines shaft	
8	635073	4	Screw	
9	635077	1	Reduction kit	Primary / Primär
10	635078	1	Reduction kit	Secondary / Sekundär
11	635087	4	Centering pin	
12	635074	1	Gear housing	
13	635050	2	Bearing	
14	635051	1	Spacer	190x175
15	635067	1	Circlip	
16	635052	1	Seal	
17	635062	1	Plug	
18	635075	1	Hub	
19	601001	1	Hex plug	1/4" R
20	601001	1	Hex plug	1/4" R
21	635057	1	Motor shaft	
22		1	O-ring	
	011272	1	Seal kit	



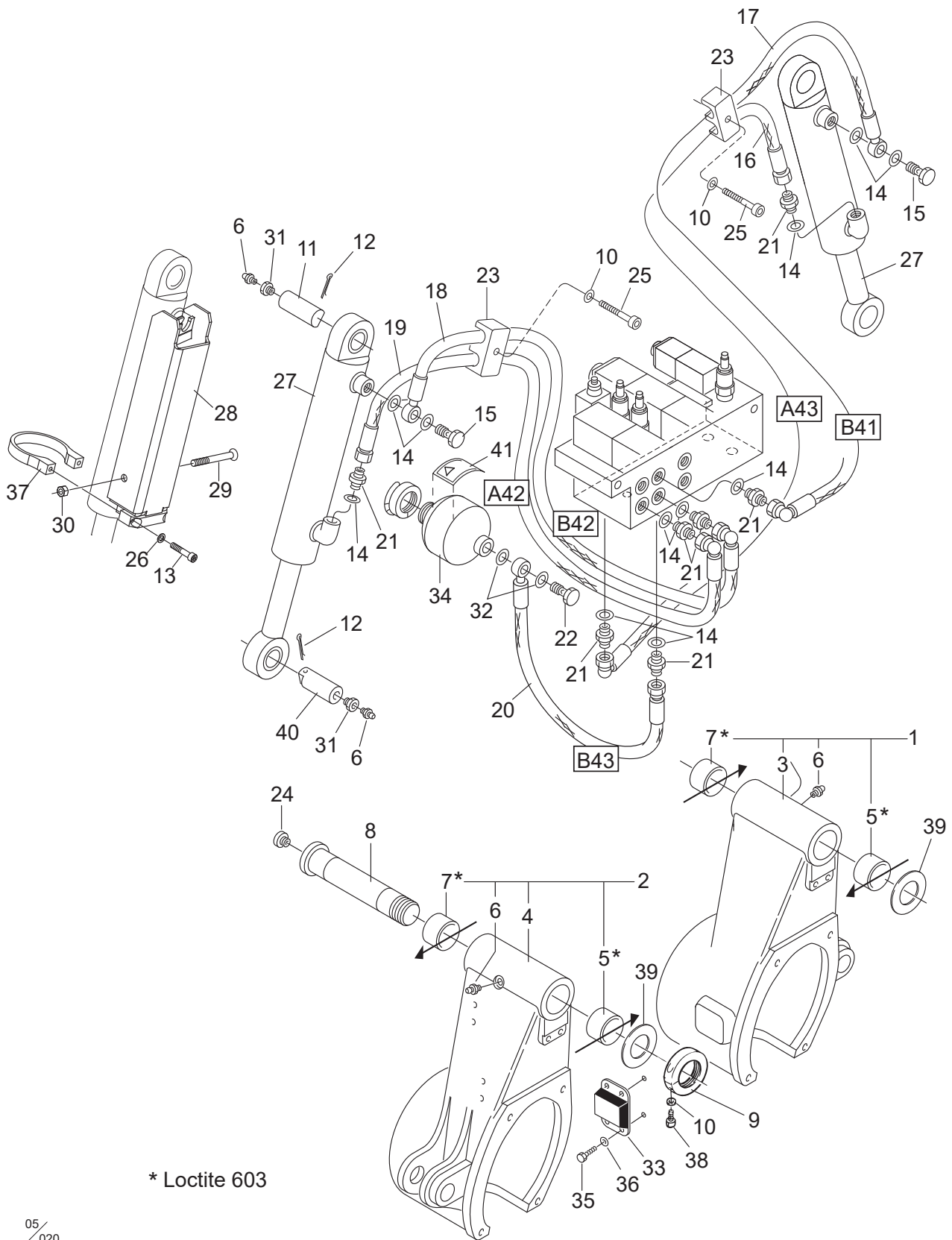
* Loctite 603

05/
020

LogMax 7000XT - MS11 Armar

Feed roller arms

Structure 006160-H, 006160-V, 047152				
Pos.	Part no.	Quantity	Description	Specification
1	047125	1	Feed roller arm compl.	Right / Höger
2	047126	1	Feed roller arm compl.	Left / Vänster
3	016040	1	Feed roller arm	Right / Höger
4	016039	1	Feed roller arm	Left / Vänster
5	512028	2	Bushing	60x40
6	625000	6	Grease nipple	KR 1/8" R
7	512029	2	Bushing	60x60
8	015699	2	Pin	Ø 60 L=295 mm
9	016069	2	Threaded ring	M55
10	503055	4	Washer	M8 Nordlock
11	012586	2	Pin	Ø 32 L=86 mm
12	516002	4	Cotter pin	6.3x50
13	501090	4	Screw	MC6S M10x30 12.9
14	601102	11	Bonded seal	3/8"
15	601061	2	Banjo screw	R 3/8"
16	645315	1	Hydraulic hose	
17	645314	1	Hydraulic hose	
18	645312	1	Hydraulic hose	
19	645313	1	Hydraulic hose	
20	645324	1	Hydraulic hose	
21	601032	7	Adapter	R 3/8" – R 3/8"
22	601062	1	Banjo screw	R 1/2"
23	016878	2	Clamp	3/8"
24	601003	2	Plug	1/2" R
25	501073	2	Screw	MC6S M8x40 12.9
26	503057	4	Washer	M10 Nordlock
27	018997	2	Hydraulic cylinder	Ø 63/40 – 215
28	016257	2	Protection	
29	500078	2	Screw	M6S M10x75 8.8 FZB
30	502055	2	Nut	M10 Locking Low / Låg
31	602030	4	Bushing	R 1/8" – KR 3/8"
32	601103	2	Bonded seal	1/2"
33	014377	2	Rubber damper	

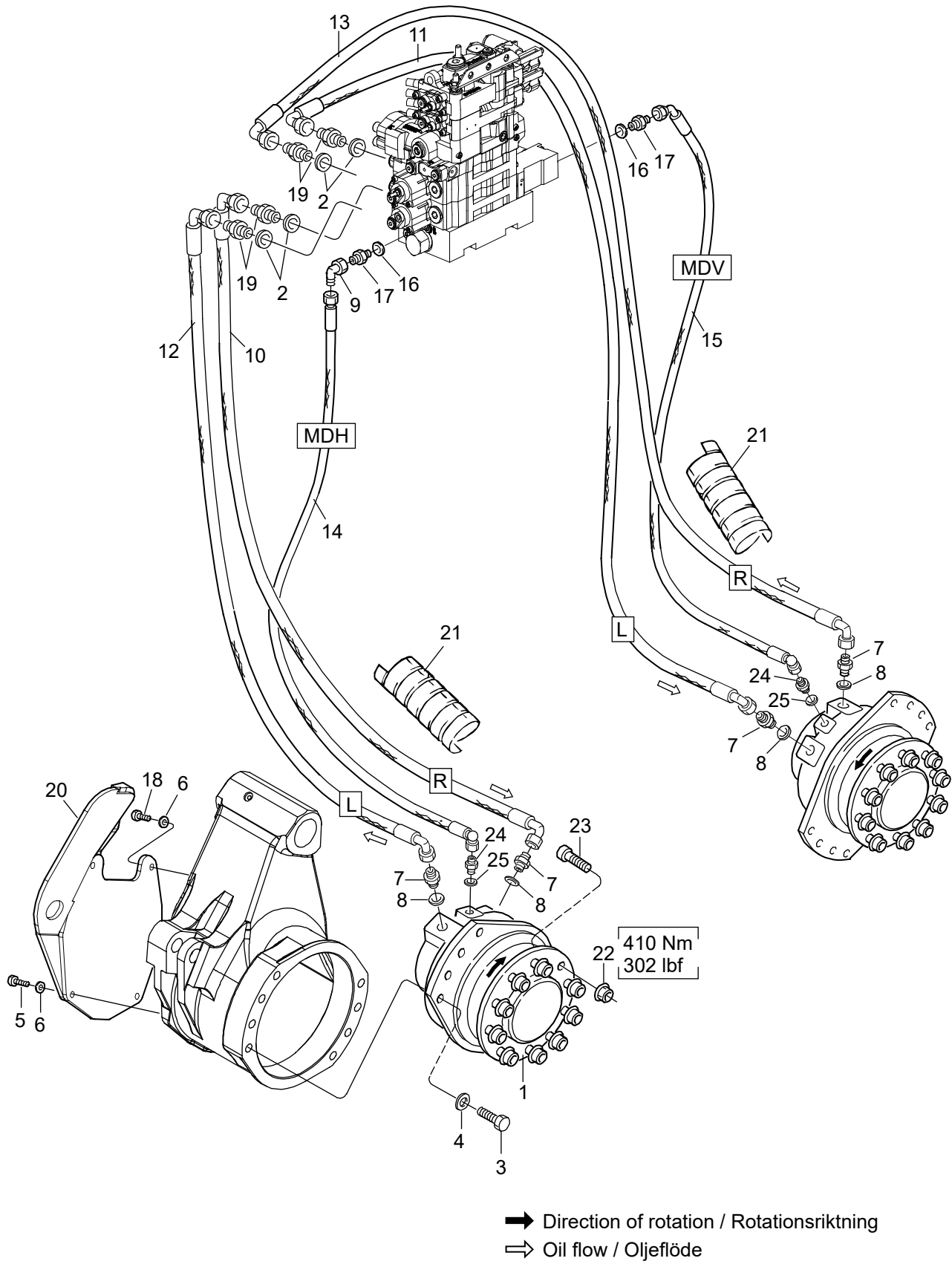


* Loctite 603

05/
020

LogMax 7000XT - MS11 Armar

Structure				
Pos.	Part no.	Quantity	Description	Specification
34	610140	1	Accumulator	0.5 L – 0 Bar Empty / Oladdad
	610141	1	Accumulator	0.5 L – 85 Bar Loaded / Laddad
35	500022	8	Screw	M6S M6x14 8.8 FZB
36	503073	8	Washer	M6 Nordlock
37	016253	2	Clamp	
38	501070	2	Screw	MC6S M8x25 12.9
39	507063	Req / Erf	Shim	63x98x0.25
39	507011	Req / Erf	Shim	63x98x0.5
39	507012	Req / Erf	Shim	63x98x1.0
40	013729	2	Pin	Ø32 L=90 mm
41	519111	1	Decal	85 bar

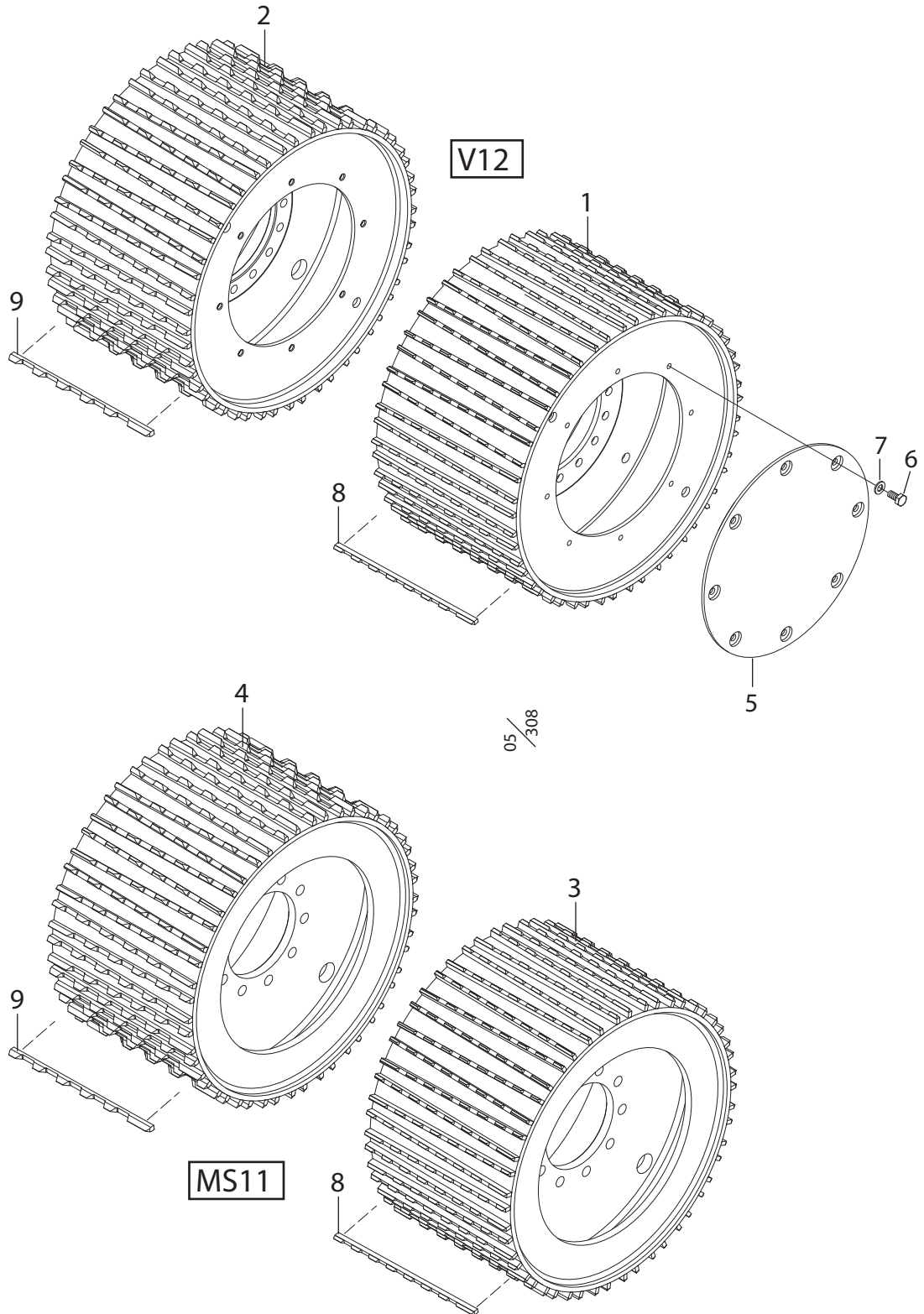


05/004

Log Max 7000C/ XT - MS11 Hjulmotor

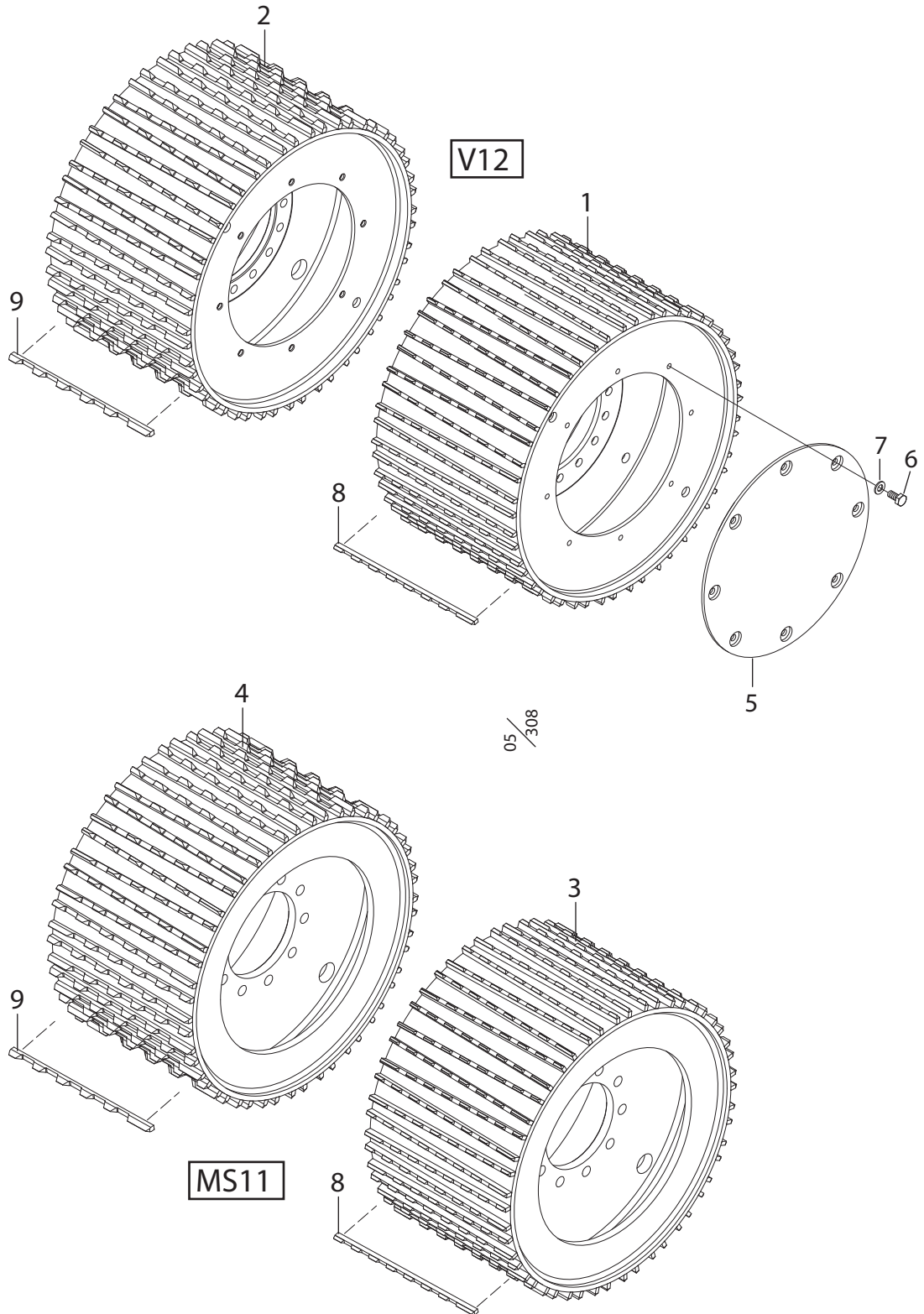
Feed roller motors

Structure 047152				
Pos.	Part no.	Quantity	Description	Specification
1	609097	2	Feed roller motor compl.	1259 cc
2	601104	4	Bonded seal	3/4"
3	500153	16	Screw	M6S M22x50 8.8 FZB
4	503071	16	Washer	M22 Nordlock
5	500092	4	Screw	M6S M12x35 8.8 FZB
6	503060	8	Washer	M12 Nordlock
7	601368	4	Adapter	R 3/4" -> SAE 1 1/16"
8	543067	4	O-ring	23.47x2.95
9	602027	1	Elbow	R 3/8" UF – IF 90
10	645390	1	Hydraulic hose	
11	645386	1	Hydraulic hose	
	645392	1	Hydraulic hose	With Top Saw / Med Toppsåg
12	645391	1	Hydraulic hose	
13	645387	1	Hydraulic hose	
	645393	1	Hydraulic hose	With Top Saw / Med Toppsåg
14	645337	1	Hydraulic hose	
15	645338	1	Hydraulic hose	
16	601102	2	Bonded seal	3/8"
17	601032	2	Adapter	R 3/8" – R 3/8"
18	500090	4	Screw	M6S M12x25 8.8 FZB
19	016443	4	Adapter	G 3/4" – 3/4"
20	016266	1	Protection	Left / Vänster
	016267	1	Protection	Right / Höger
21	615051	2	Hose cover	Ø 2" L=700 mm
22	635144	20	Wheel nut	
23	635142	20	Wheel stud	
24	601362	2	Adapter	R 3/8" -> SAEO 3/4"
25	543066	2	O-ring	16.36x2.21



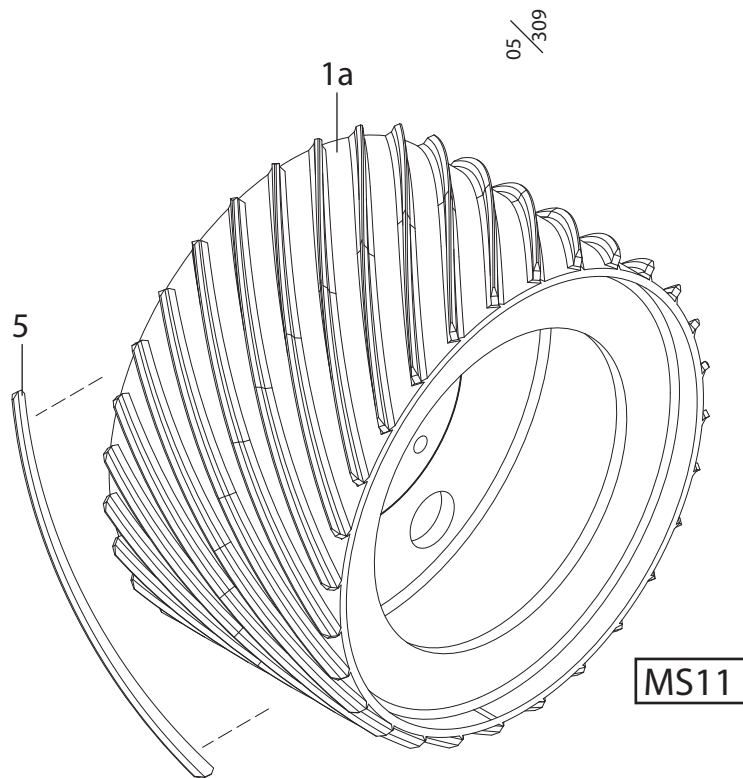
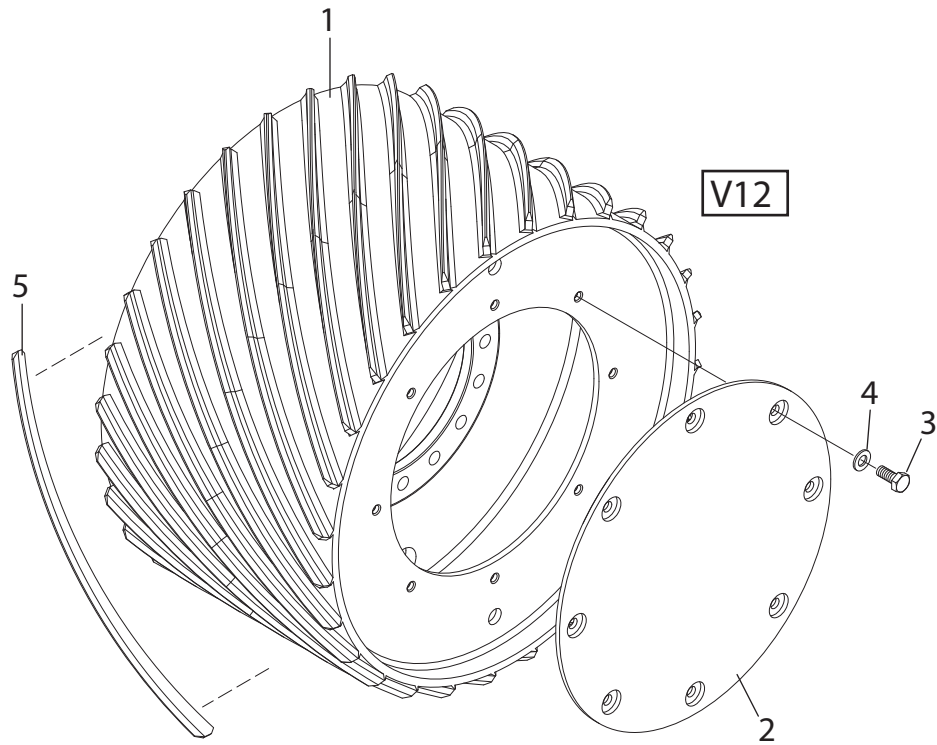
Feed rollers V12

Structure 033713, 033764				
Pos.	Part no.	Quantity	Description	Specification
1	034094	1	Feed roller	"S"
2	034095	1	Feed roller	"E"
5	015778	1	Cap	Only / Endast Bonfiglioli
6	500090	8	Screw	M6S M12x25 8.8 FZB
7	503060	8	Washer	M12 Nordlock
8	016640	Req / Erf	Bar	"S"
9	016732	Req / Erf	Bar	"E"



Feed rollers MS11

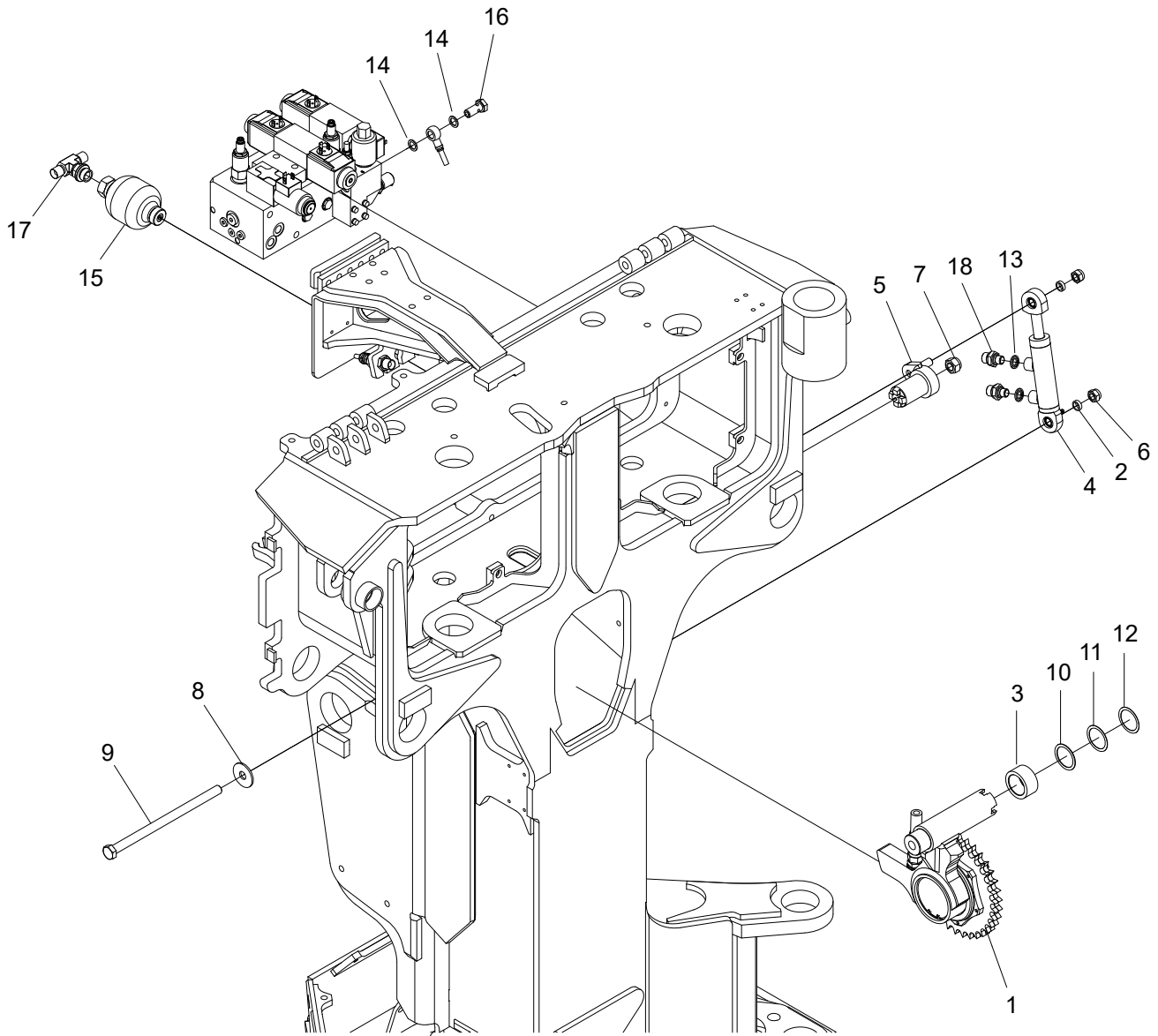
Structure 033714, 033763				
Pos.	Part no.	Quantity	Description	Specification
3	034093	1	Feed roller	"S"
4	034096	1	Feed roller	"E"
8	016640	Req / Erf	Bar	"S"
9	016732	Req / Erf	Bar	"E"
5	015778	1	Cap	Only / Endast Bonfiglioli
6	500090	8	Screw	M6S M12x25 8.8 FZB
7	503060	8	Washer	M12 Nordlock



Feed roller eucalyptus 45°

Structure 033734				
Pos.	Part no.	Quantity	Description	Specification
1	039045	1	Feed roller	For / För V12
1a	016730	1	Feed roller	For / För MS11
2	015778	1	Cap	For / För Bonfiglioli
3	500090	8	Screw	M6S M12x25 8.8 FZB
4	503060	8	Washer	M12 Nordlock
5	015938	Req / Erf	Bar	

Measuring

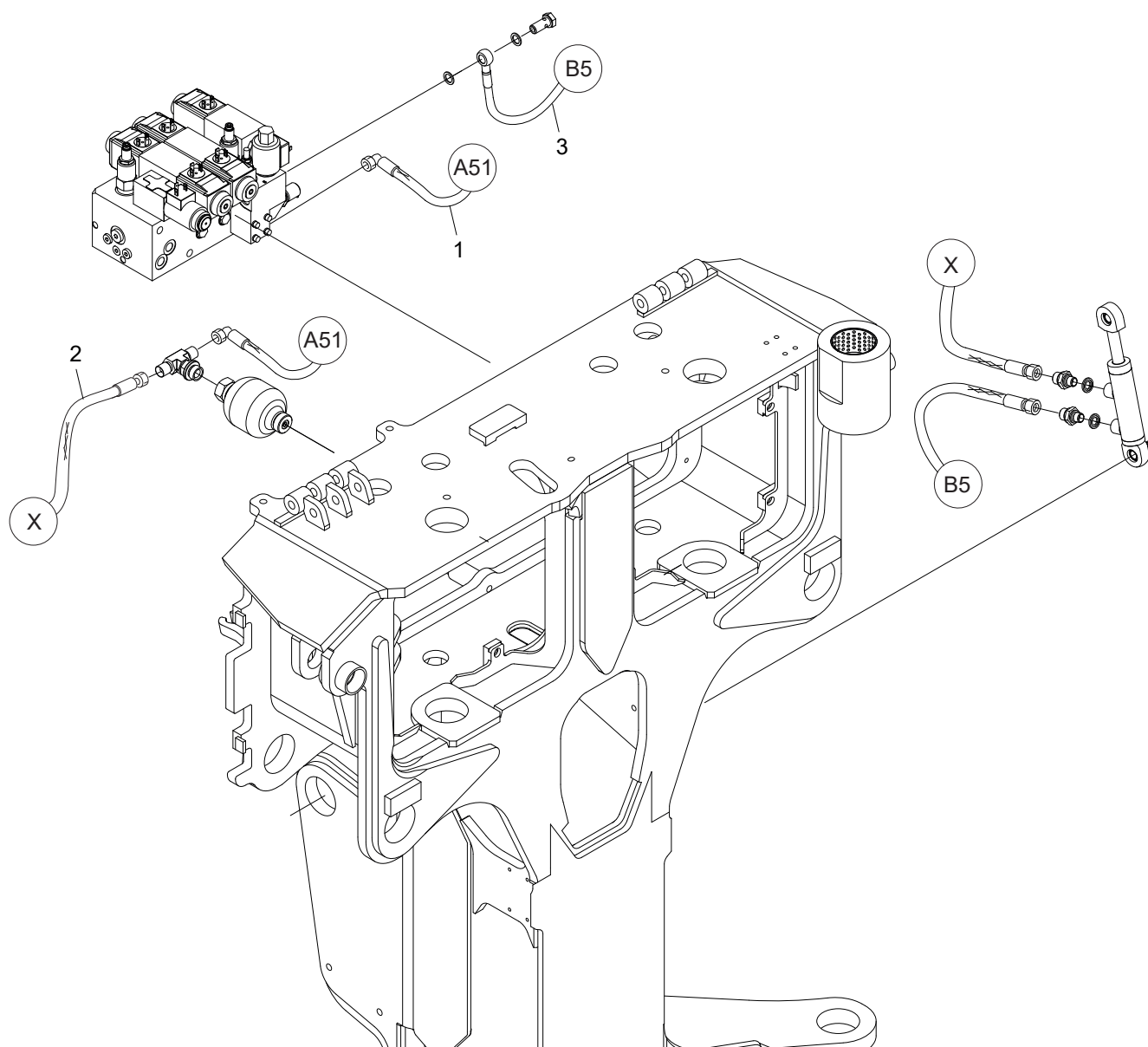


08/045

Log Max - Measuring wheel assembly

Measuring wheel #2

Structure 006110-2				
Pos.	Part no.	Quantity	Description	Specification
1	006131-MONT	1	Measuring wheel compl.	
2	010170	2	Spacer	
3	012181	1	Spacer	
4	018870	1	Hydraulic cylinder	Ø 25/16 – 45
5	016084	1	Driver	
6	502056	2	Nut	M12 Locking Low / Låg
7	502076	1	Nut	M14 Locking High / Hög
8	503020	1	Washer	SRKB FZB 14x42x3.0
9	505077	1	Screw	M6S M14x240 10.9 OBH
10	507001	Req / Erf	Shim	36x45x1.0
11	507002	Req / Erf	Shim	36x45x0.5
12	507003	Req / Erf	Shim	36x45x0.3
13	601102	2	Bonded seal	3/8"
14	601200	2	Copper seal	13x19x1.5
15	610120	11	Accumulator	0.16 L – 0 bar Empty / Oladdad
	610113	1	Accumulator	0.16 L – 65 bar Loaded / Laddad
16	601068	1	Banjo screw	R 1/4"
17	601024	1	T-adapter	BSP -06/ -08/ -06 UF/ UM / UF
18	601032	2	Adapter	BSP -06

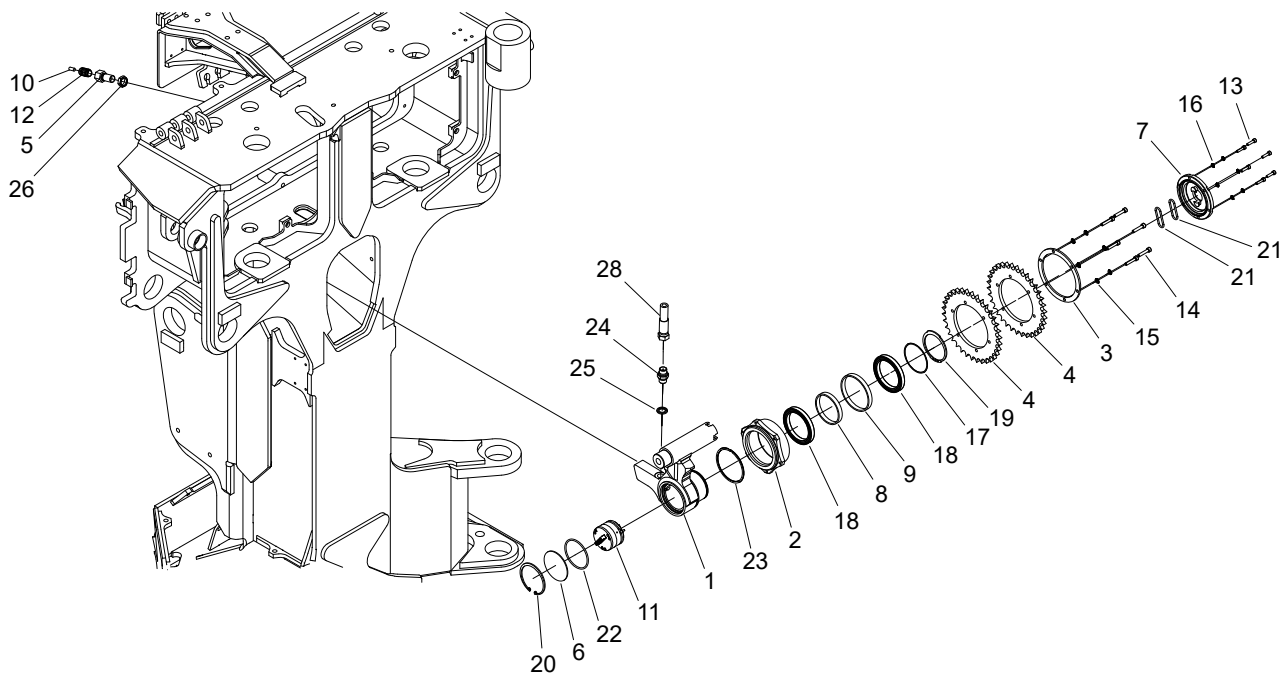


08/043

Log Max - Hose kit measuring wheel

Hose kit measuring wheel #2

Structure 005715-2				
Pos.	Part no.	Quantity	Description	Specification
1	645767	1	Hydraulic hose	
2	645768	1	Hydraulic hose	
3	645769	1	Hydraulic hose	

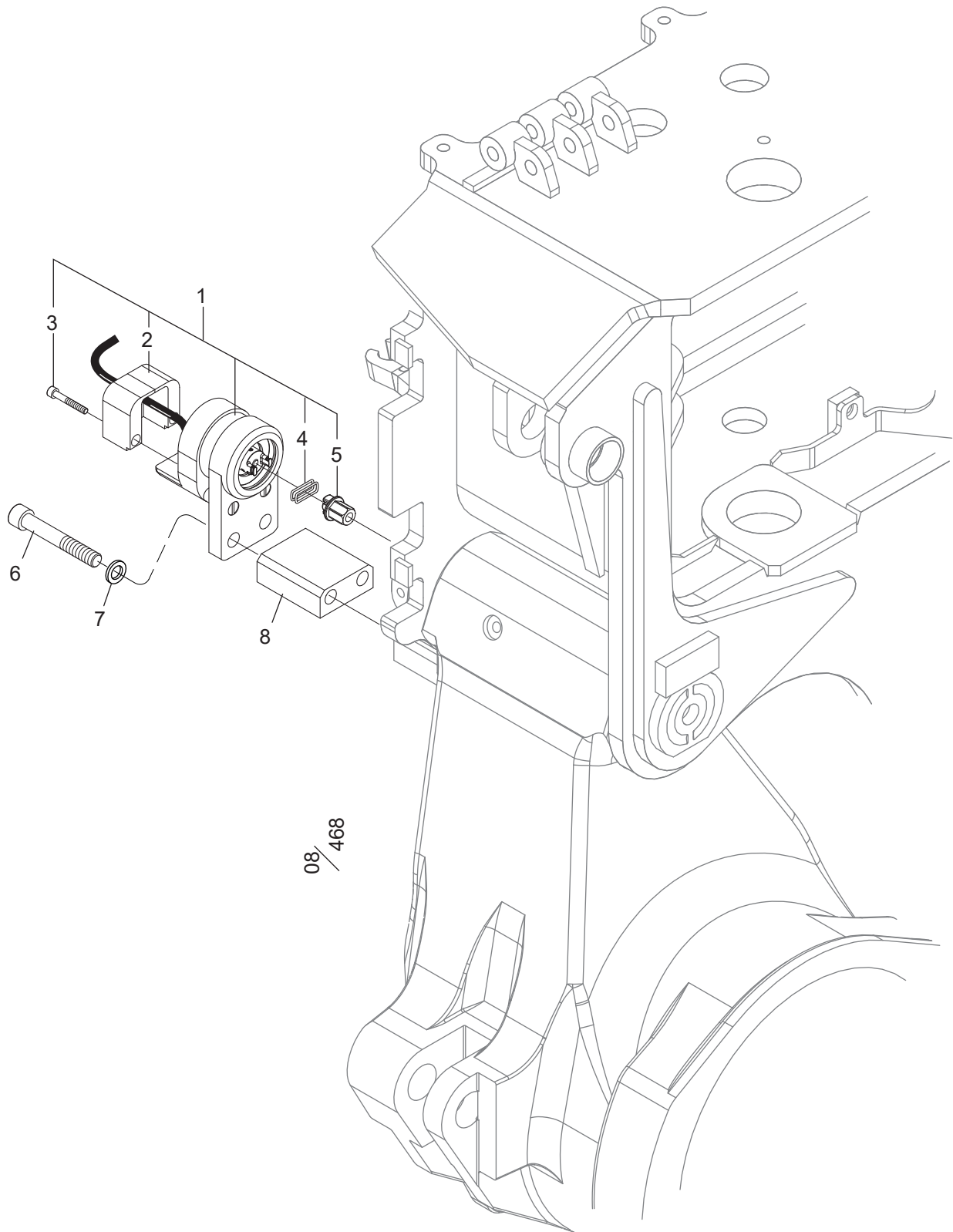


08/044

Log Max - Length measuring arm

Lenght measuring arm #2

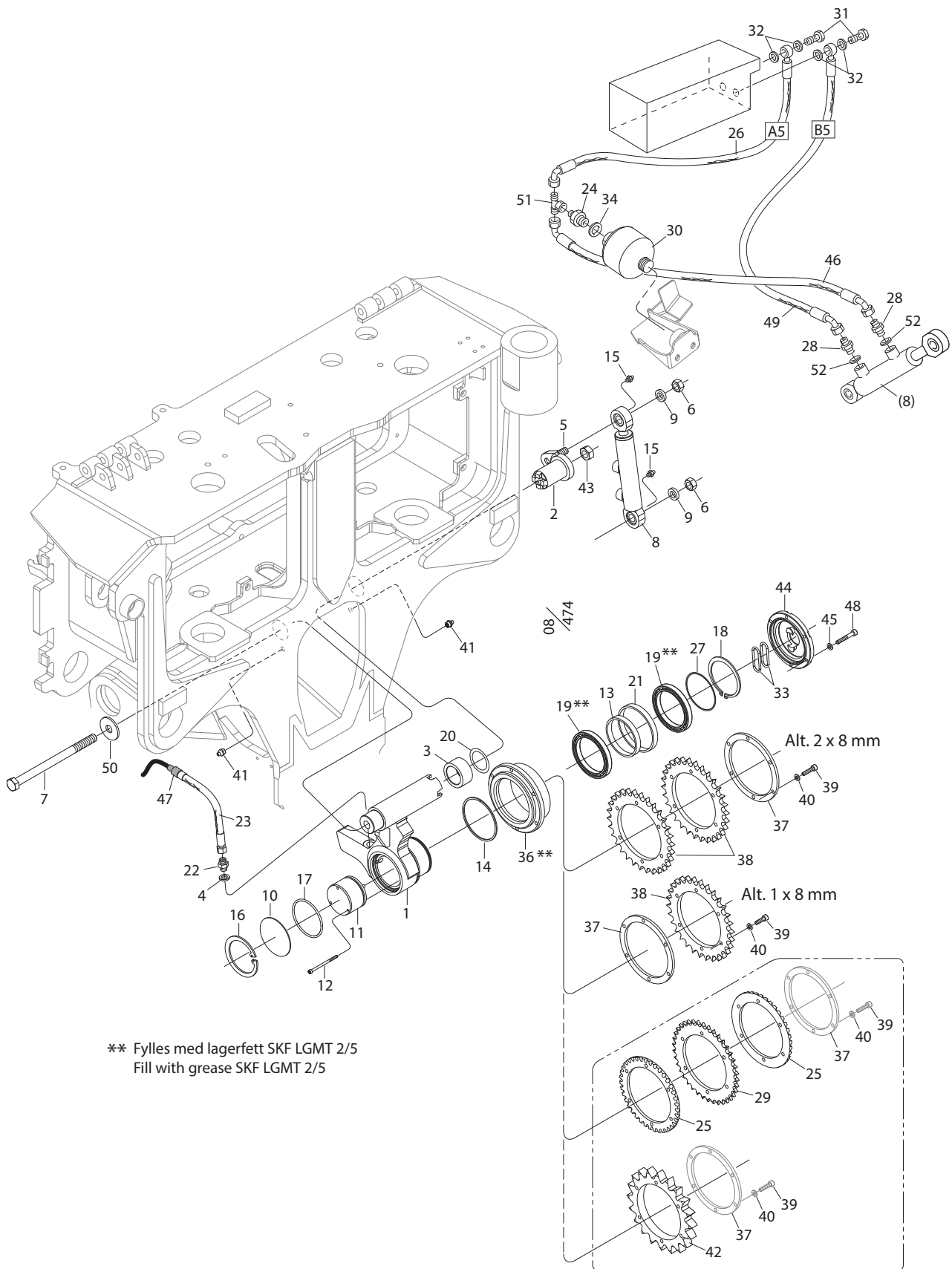
Structure 006131-MONT				
Pos.	Part no.	Quantity	Description	Specification
1	017814	1	Measuring wheel arm	
2	012965	1	Hub	
3	012976	1	Spacer	
4	013237	2	Wheel rim	
5	014287	1	Bulk head	R 3/8"
6	015443	1	Cover	
7	017700	1	Cover	
8	017701	1	Spacer	Inner / Inre
9	017702	1	Spacer	Outer / Yttre
10	401025	1	Cable	Pur / Pur 4x0.5
11	401228	1	Encoder	500 ppr
12	401770	1	Cable sleeve	PG 9
13	501029	6	Screw	MC6S M5x20 12.9
14	501049	6	Screw	MC6S M6x30 12.9
15	503065	6	Washer	M6 Nordlock
16	503066	6	Washer	M5 Nordlock
17	507066	Req / Erf	Shim	70.1x74.1x0.5
18	508051	2	Bearing	61814 – 2RS
19	517068	1	Circlip	SGA 70
20	517254	1	Circlip	SGH 75
21	540116	2	O-ring	22.2x3.0
22	540130	1	O-ring	67x3.0
23	546002	1	Seal ring	
24	601032	1	Adapter	BSP – 06
25	601102	1	Bonded seal	3/8"
26	601249	1	Nut	R 3/8"
27	645308	1	Hydraulic hose	



08/468

Diameter measuring

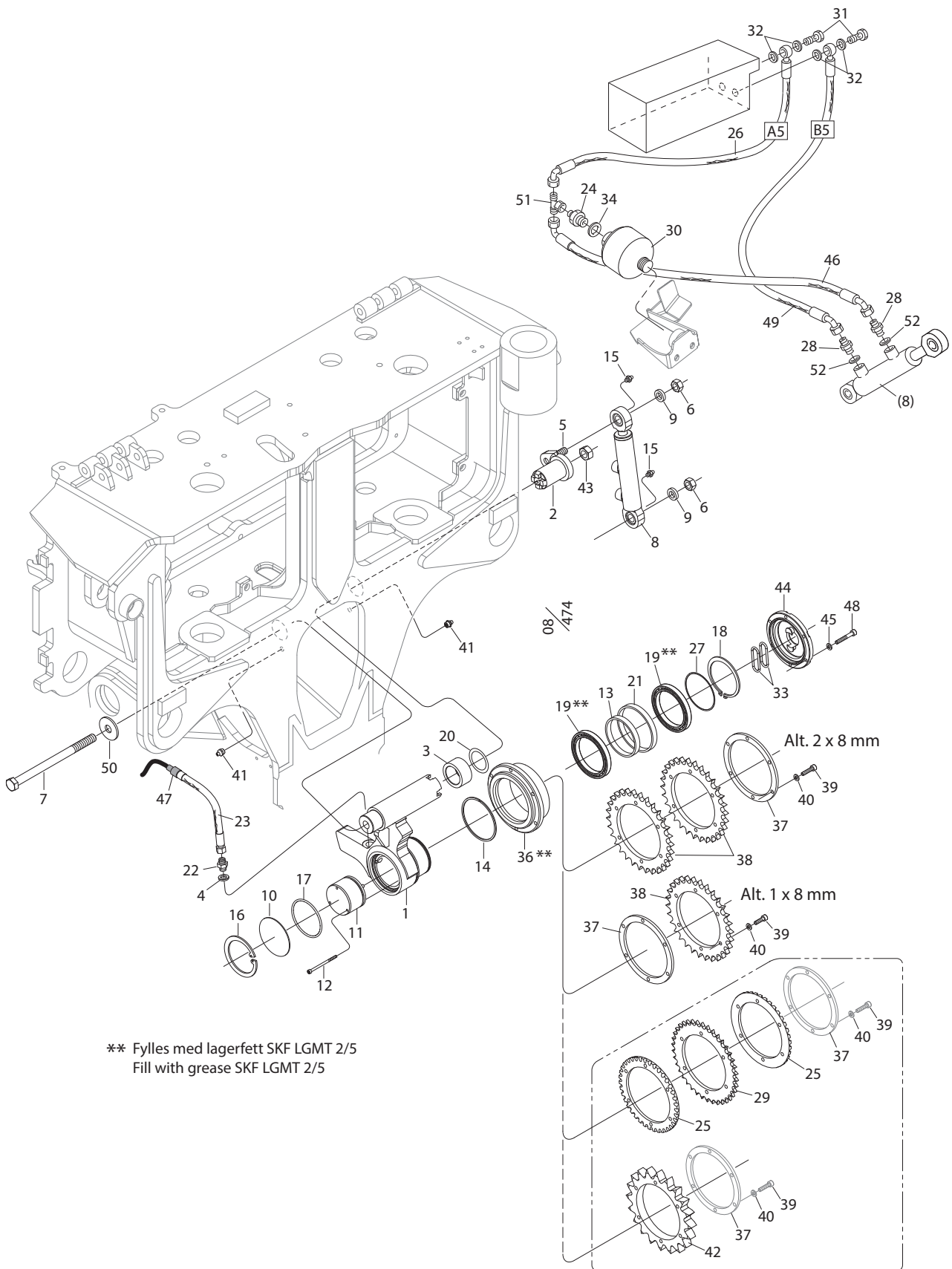
Structure 006190				
Pos.	Part no.	Quantity	Description	Specification
1	031072	1	Shaft cmpl	
	401221	1	Encoder	^ 600 ppr
2	401226	1	Cover	Left – right kit / Vänster – höger kit
3	501034	2	Screw	MC6S M5x35
4	540039	2	O-ring	10.82x1.78
5	017634	1	Hexagon plug	
6	501119	2	Screw	MC6S M12x100 12.9
7	503060	2	Washer	M12 Nordlock
8	016166	2	Spacer	



** Fylles med lagerfett SKF LGMT 2/5
Fill with grease SKF LGMT 2/5

Measuring wheel

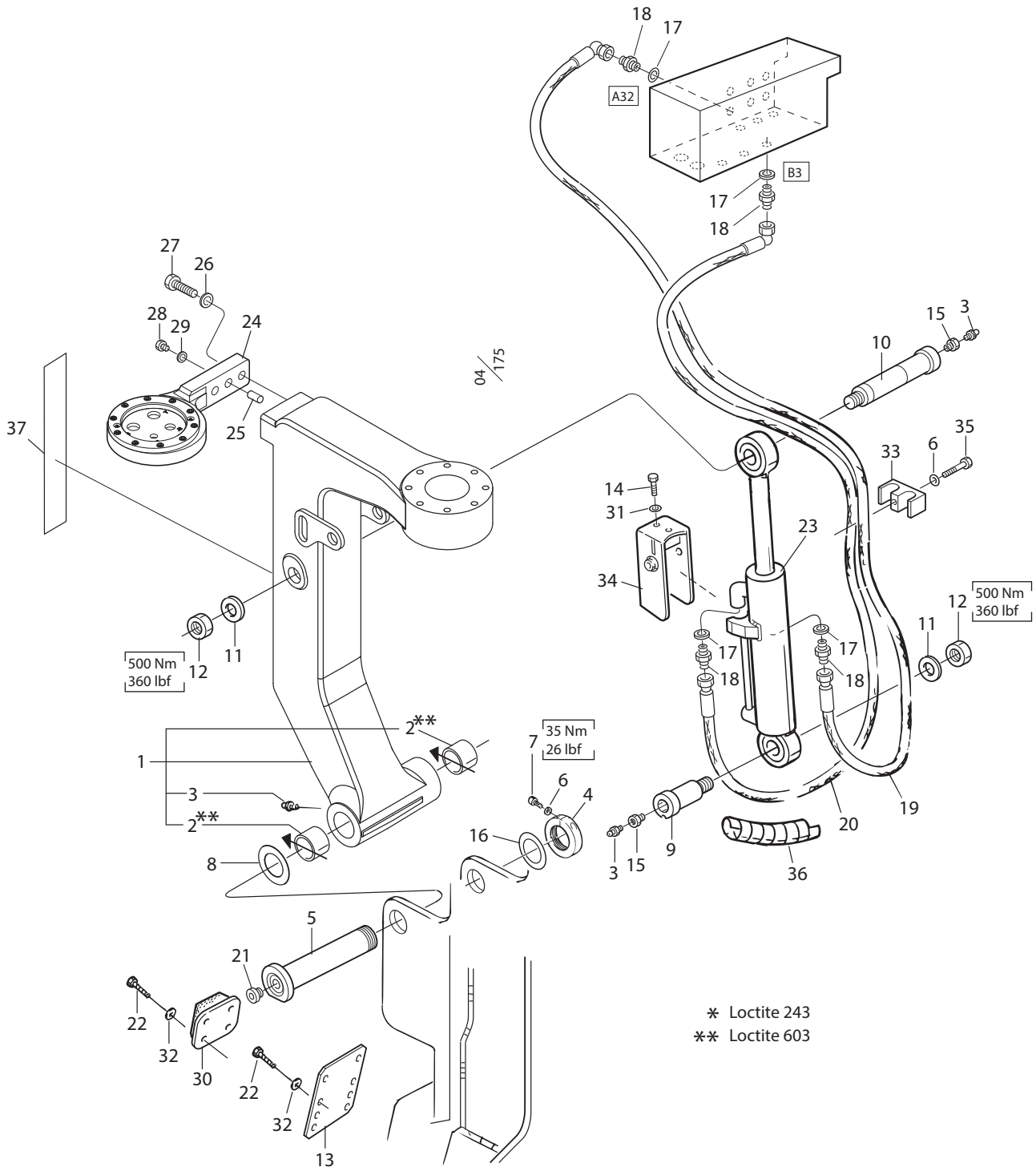
Structure 006131-MONT, 045058				
Pos.	Part no.	Quantity	Description	Specification
1	017814	1	Wheel arm	
2	016084	1	Carrier	
3	012181	1	Spacer	
4	601102	1	Bonded seal	3/8"
5	015167	1	Pin	
6	502056	2	Nut	M12 Low / Låg
7	505077	1	Screw	M6S M14x240 10.9
8	015462	1	Hydraulic cylinder	Ø 25/16 – 45
9	010170	2	Spacer	
10	015443	1	Cover	
11	401228	1	Encoder	500 ppr Log Mate 510
	401229	1	Encoder	80 ppr IT
12	500511	3	Screw	MCS 3x45 8.8 FZB
13	017701	1	Spacer	
14	546002	1	Seal ring	
15	625004	2	Grease nipple	M6
16	517254	1	Circlip	SGA 75
17	540130	1	O-ring	67x3.0
18	517068	1	Circlip	SGA 70
19	508051	2	Bearing	61814
20	507001	Req / Erf	Shim	36x45x1.0
	507002	Req / Erf	Shim	36x45x0.5
	507003	Req / Erf	Shim	36x45x0.3
21	017702	1	Spacer	
22	601032	1	Adapter	R 3/8" – R 3/8"
23	645308	1	Hydraulic hose	
24	601030	1	Adapter	R 1/4" UF – R 1/2" UF
25	018129	2	Spacer	Ø 174
26	645729	1	Hydraulic hose	
27	507066	1	Shim	70.1x74.1x0.5
28	601028	2	Adapter	R 1/4" UF – R 1/4" UF
29	018130	1	Wheel	Ø 193 Option / Alternativ
30	610120	1	Accumulator	0.16 L – 0 bar Empty / Oladdad



** Fylles med lagerfett SKF LGMT 2/5
Fill with grease SKF LGMT 2/5

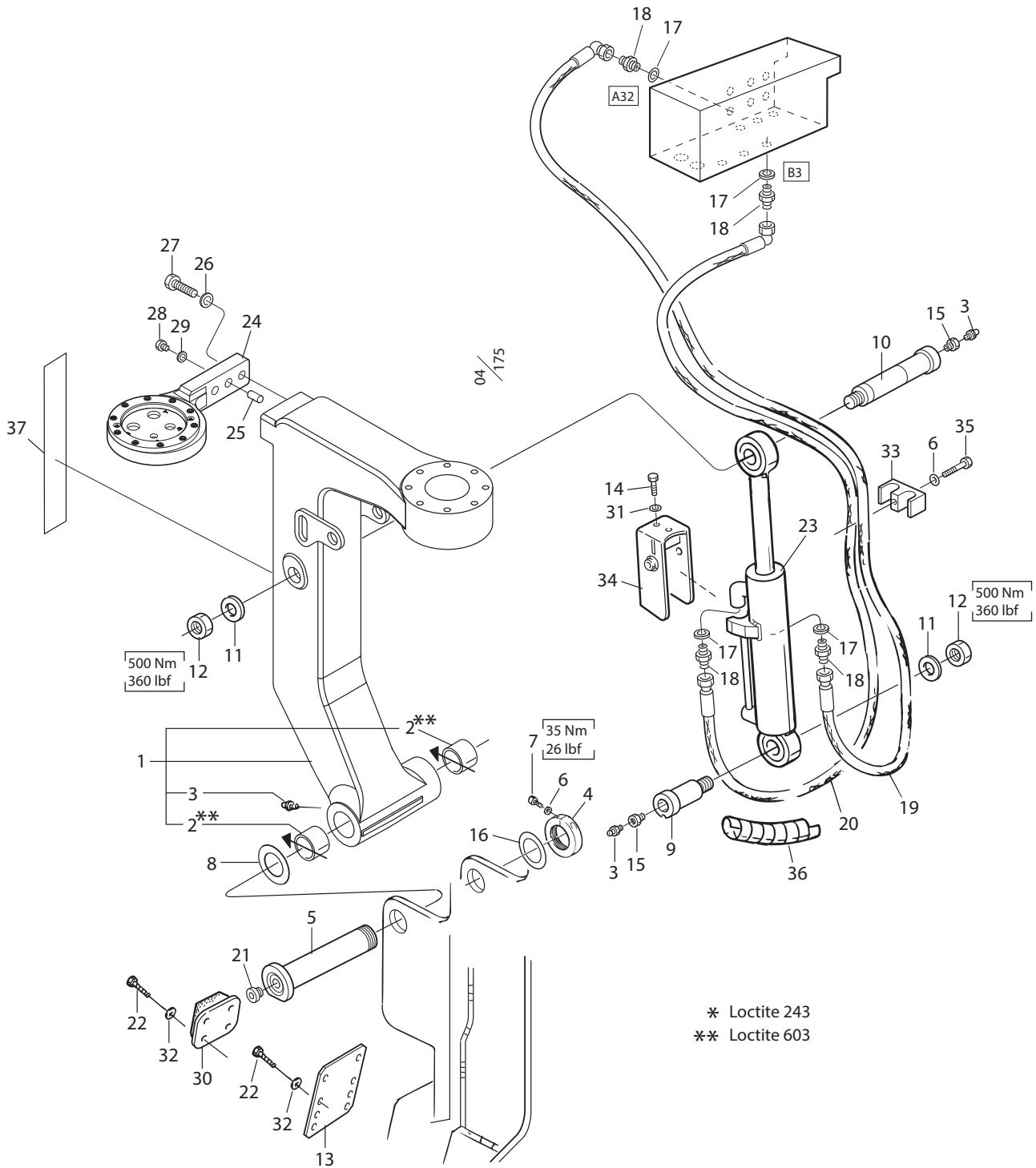
Structure				
Pos.	Part no.	Quantity	Description	Specification
	610113	1	Accumulator	0.16 L – 65 bar Loaded / Laddad
31	601060	2	Banjo screw	R 1/4"
32	601200	4	Copper seal	13x19x1.5
33	540116	2	O-ring	22.2x3.0
34	601103	1	Bonded seal	1/2"
36	012965	1	Hub	
37	012976	1	Spacer	
38	013237	2	Wheel	5/8"x182
39	501049	6	Screw	MC6S M6x30 12.9
40	503065	6	Washer	M6 Nordlock
41	625000	4	Grease nipple	KR 1/8" – R
42	018132	1	Wheel	Ø 198 Option / Alternativ
43	502076	1	Nut	M14 High / Hög
44	017700	1	Cover	
45	503066	6	Washer	M5 Nordlock
46	645728	1	Hydraulic hose	
47	015113	1	Shrink hose	L=50 mm
48	501029	6	Screw	MC6S M5x20
49	645309	1	Hydraulic hose	12.9
50	503020	1	Washer	SRKB 14x42x3.0 FZB
51	601015	1	T-adapter	R 1/4" UF – IR
52	601101	2	Bonded seal	1/4"

Felling unit

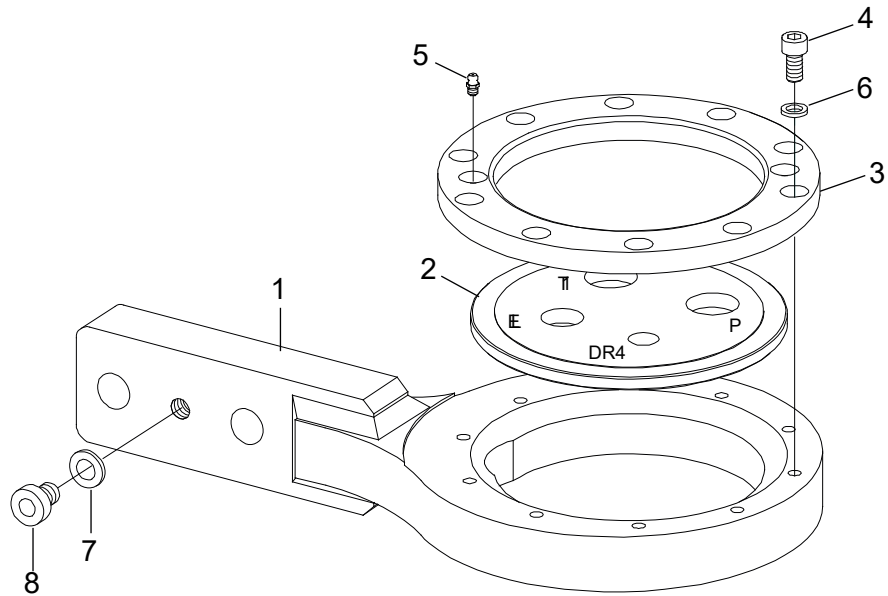


Felling link

Structure 006105-H, 006105, 047086				
Pos.	Part no.	Quantity	Description	Specification
1	047143	1	Felling link	
1	047140	1	Felling link	Top saw / Toppsåg
2	512030	2	Bushing	70x60
3	625000	3	Grease nipple	KR 1/8" R
4	016070	1	Threaded ring	M60
5	016068	1	Pin	Ø70 L=374 mm
6	503055	2	Washer	M8 Nordlock
7	501070	1	Screw	MC6S M8x25 12.9
8	015895	Req / Erf	Shim	72x114x1.0
	016432	Req / Erf	Shim	72x114x0.5
9	015711	1	Pin	Ø55 L=159 mm
10	015710	1	Pin	Ø52 L=296 mm
11	010342	2	Washer	
12	502062	2	Nut	M24 Locking
13	013649	1	Protection	
14	500068	2	Screw	M6S M10x25 8.8 FZB
15	602030	2	Adapter	R 1/8 " – KR 3/8"
16	507011	Req / Erf	Shim	63x98x0.5
	507012	Req / Erf	Shim	63x98x1.0
	507063	Req / Erf	Shim	63x98x0.25
17	601102	4	Bonded seal	3/8"
18	601032	4	Adapter	R 3/8" – R 3/8"
19	645344	1	Hydraulic hose	
	645340	1	Hydraulic hose	Top saw / Toppsåg
20	645345	1	Hydraulic hose	
	645341	1	Hydraulic hose	Top saw / Toppsåg
21	601003	1	Hex plug	1/2"
22	500022	12	Screw	M6S M6x14 8.8 FZB
23	018989	1	Hydraulic cylinder	Ø63/40 – 300
24	047086	1	Hose holder compl.	
25	515030	1	Cylinder pin	25x45
26	503072	2	Washer	M24 Nordlock
27	505058	2	Screw	M6S M24x70 H.G 10.9



Structure				
Pos.	Part no.	Quantity	Description	Specification
28	500134	1	Screw	M6S M16x14 8.8 FZB
29	503063	1	Washer	M16 Nordlock
30	014377	2	Rubber damper	
31	503057	2	Washer	M10 Nordlock
32	503073	12	Washer	M6 Nordlock
33	016878	1	Clamp	3/8"
34	015709	1	Protection	
35	501074	1	Screw	MC6S M8x45 12.9
36	615050	Req / Erf	Hose cover	Ø 1" L=900 mm
37	519157	1	Decal	

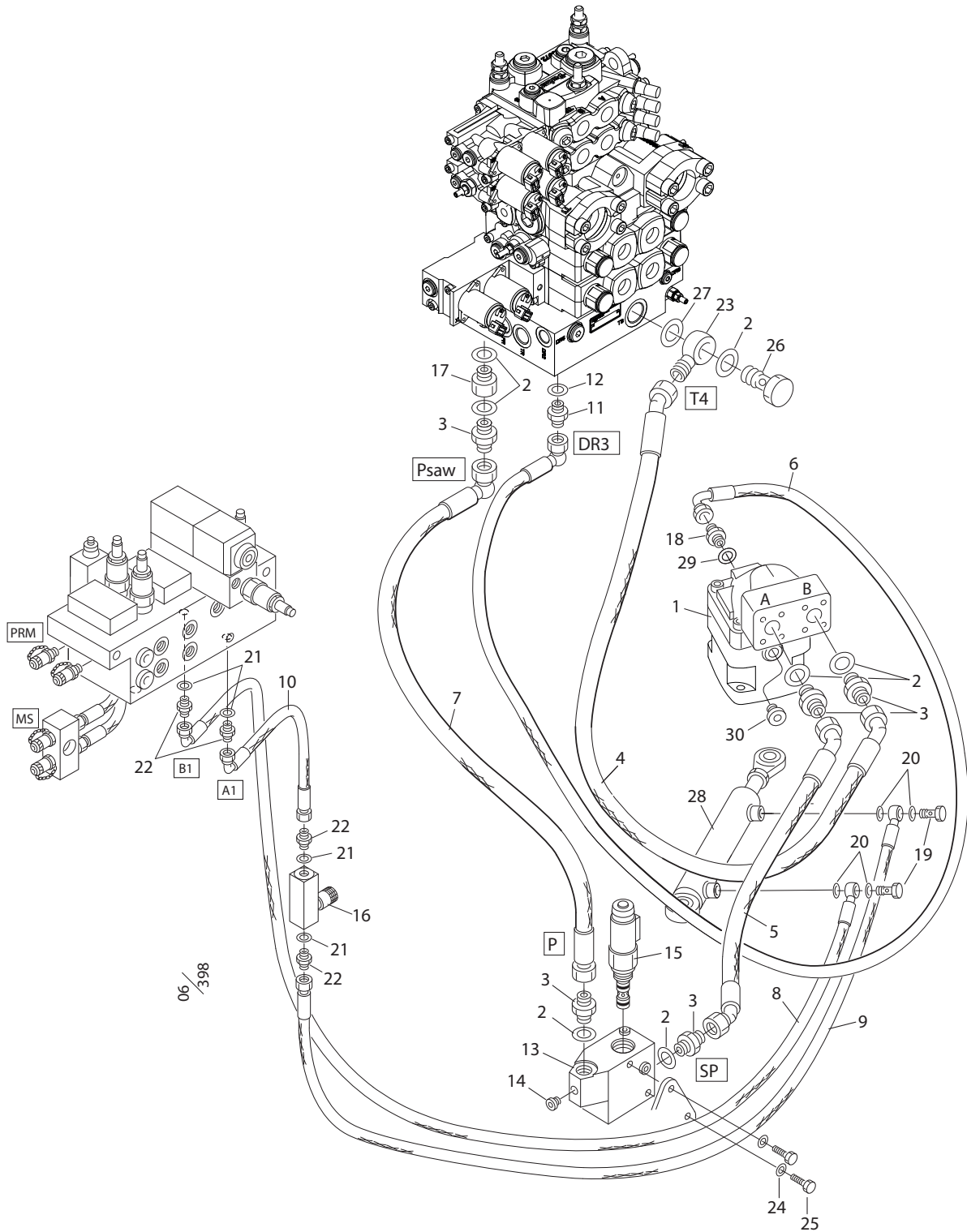


09 / 289

Hose holder

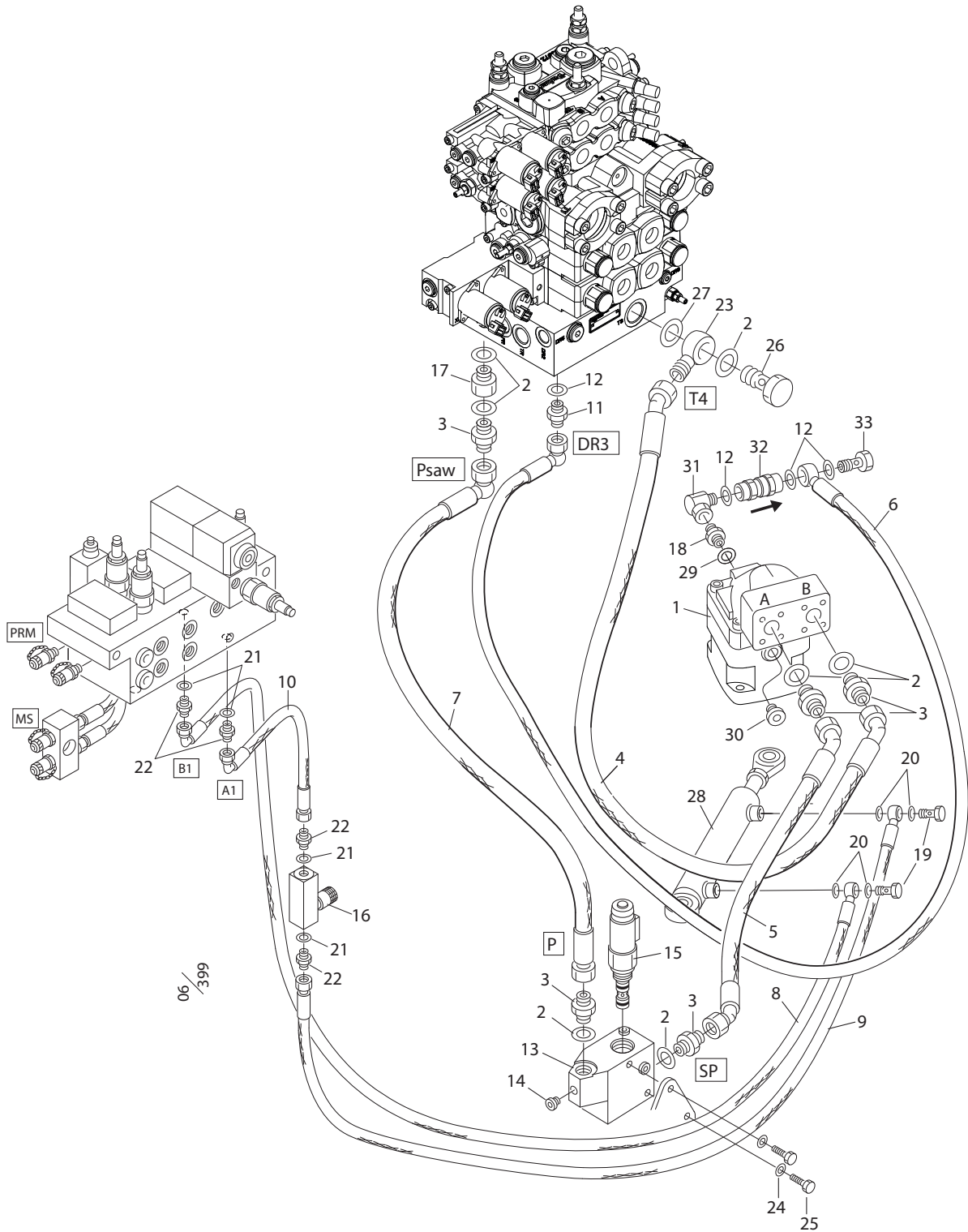
Structure 047086				
Pos.	Part no.	Quantity	Description	Specification
1	017046	1	Arm	
2	014987	1	Adapter plate	
3	014986	1	Locking plate	
4	501087	10	Screw	MC6S M10x20 12.9
5	625004	2	Grease nipple	M6
6	503057	10	Washer	M10 Nordlock

Saw unit



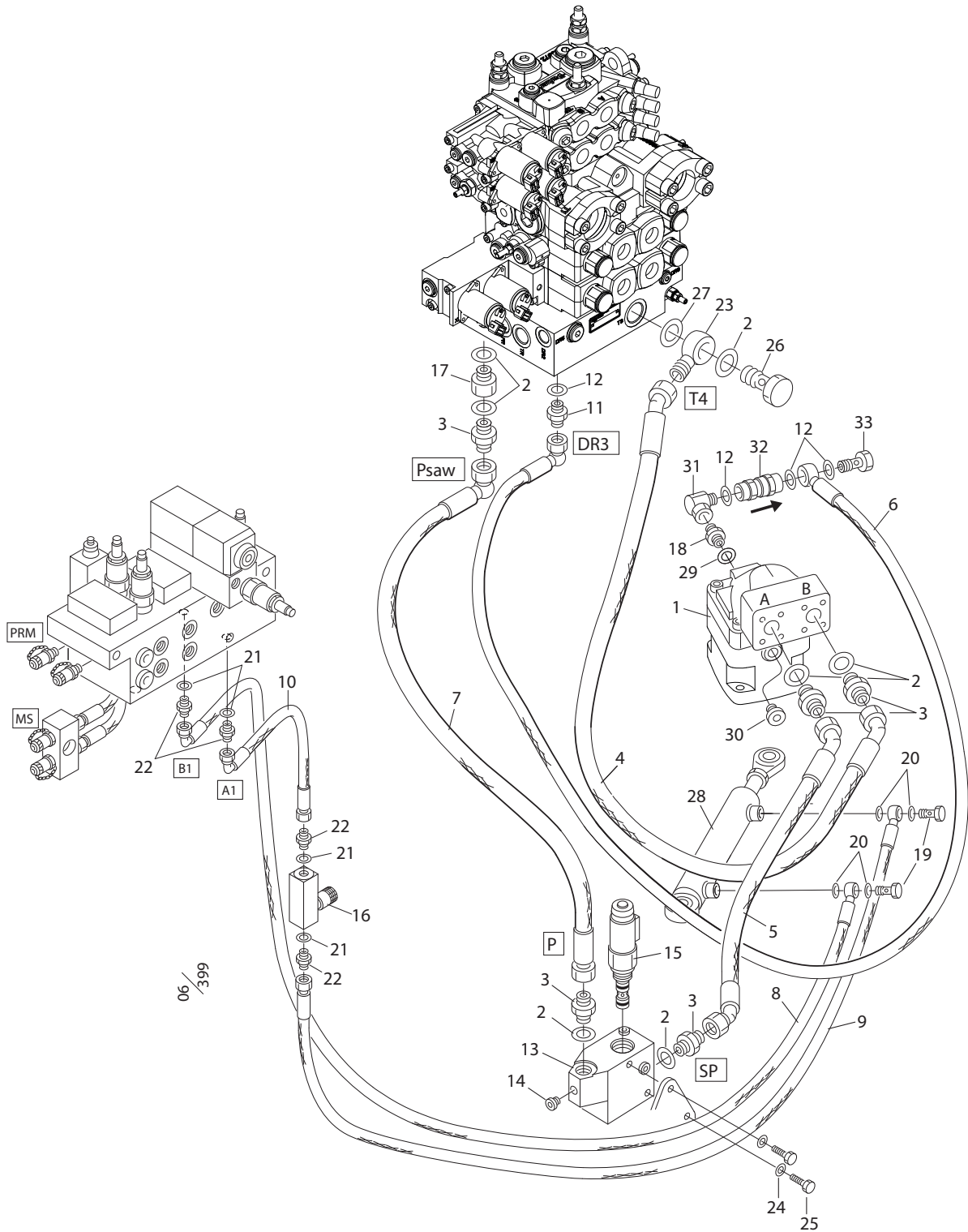
Saw hydraulics, saw unit 418 #2

Structure 006106-2, 006107-2, 006108-2				
Pos.	Part no.	Quantity	Description	Specification
1	609014	1	Saw motor	F12 – 30
	609120	1	Saw motor	F12 – 60
2	601104	6	Bonded seal	G 3/4"
3	601040	5	Adapter	R 3/4" UF – R 3/4" UF
4	645772	1	Hydraulic hose	
5	645329	1	Hydraulic hose	
6	645330	1	Hydraulic hose	
7	645327	1	Hydraulic hose	
8	645331	1	Hydraulic hose	
9	645349	1	Hydraulic hose	
10	645348	1	Hydraulic hose	
11	601032	1	Adapter	R 3/8" – R 3/8"
12	601102	1	Bonded seal	3/8"
13	016726	1	Manifold	
14	601001	1	Hex plug	1/4" R
15	10000803	1	Saw valve	
	620355	1	Seal kit	
	613057	1	Solenoid	24 V
16	617045	1	Check valve	
17	602057	1	Adapter	R 3/4" – R 3/4" UF – IF
18	608004	1	Adapter	M22x3/8"
19	601060	2	Banjo screw	R 1/4"
20	601200	4	Copper seal	13x19x1.5
21	601101	4	Bonded seal	1/4"
22	601028	4	Adapter	R 1/4" UF – R 1/4" UF
23	602017	1	Adapter	3/4"
24	503075	2	Washer	M10 Nordlock
25	500066	2	Screw	M6S M10x20 8.8 FZB
26	601067	1	Banjo screw	R 3/4"
27	602109	1	Seal ring	3/4"
28	015669	1	Hydraulic cylinder	Ø 40/25 – 106
29	601110	1	Bonded seal	M18 418
30	608022	1	Plug	M22

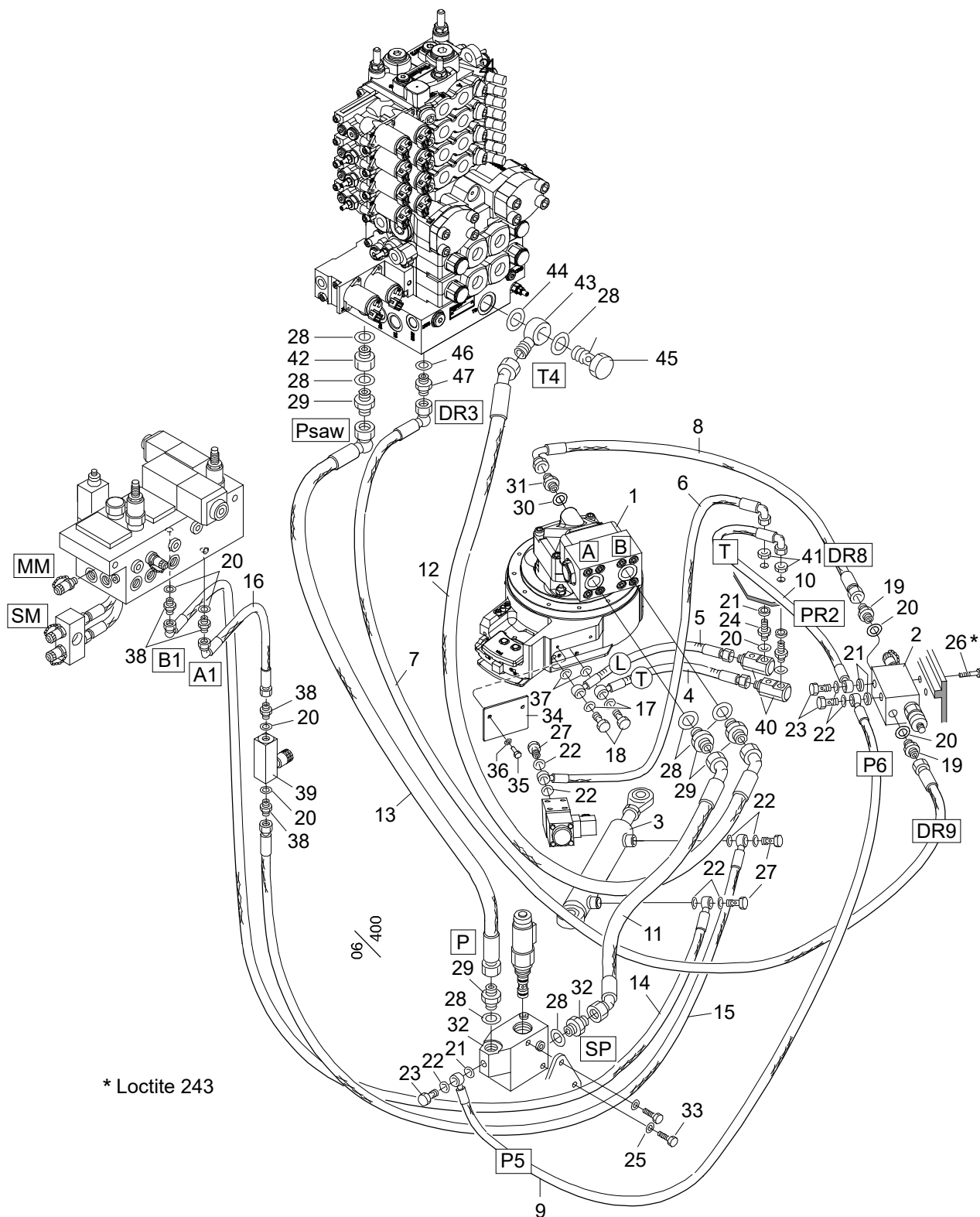


Saw hydraulics, saw unit 411XL #2

Structure				
047156, 047157, 006107-2, 006108-2				
Pos.	Part no.	Quantity	Description	Specification
1	609014	1	Saw motor	F12 – 30
	609120	1	Saw motor	F12 – 60
2	601104	7	Bonded seal	G 3/4"
3	601040	5	Adapter	R 3/4" UF – R 3/4" UF
4	645772	1	Hydraulic hose	
5	645359	1	Hydraulic hose	
6	645367	1	Hydraulic hose	
7	645327	1	Hydraulic hose	
8	645331	1	Hydraulic hose	
9	645349	1	Hydraulic hose	
10	645348	1	Hydraulic hose	
11	601032	1	Adapter	R 3/8" – R 3/8"
12	601102	4	Bonded seal	3/8"
13	016726	1	Manifold	
14	601001	1	Hex plug	1/4" R
15	10000803	1	Saw valve	
	620355	1	Seal kit	
	613057	1	Solenoid	24 V
16	617045	1	Check valve	
17	602057	1	Adapter	R 3/4" – R 3/4" UF – IF
18	608004	1	Adapter	M22x3/8"
19	601060	2	Banjo screw	R 1/4"
20	601200	4	Copper seal	13x19x1.5
21	601101	4	Bonded seal	1/4"
22	601028	4	Adapter	R 1/4" UF – R 1/4" UF
23	602017	1	Adapter	3/4"
24	503075	2	Washer	M10 Nordlock
25	500066	2	Screw	M6S M10x20 8.8 FZB
26	601067	1	Banjo screw	R 3/4"
27	602109	1	Seal ring	3/4"
28	015669	1	Hydraulic cylinder	Ø 40/25 – 106
29	601111	1	Bonded seal	M22
30	608022	1	Plug	M22

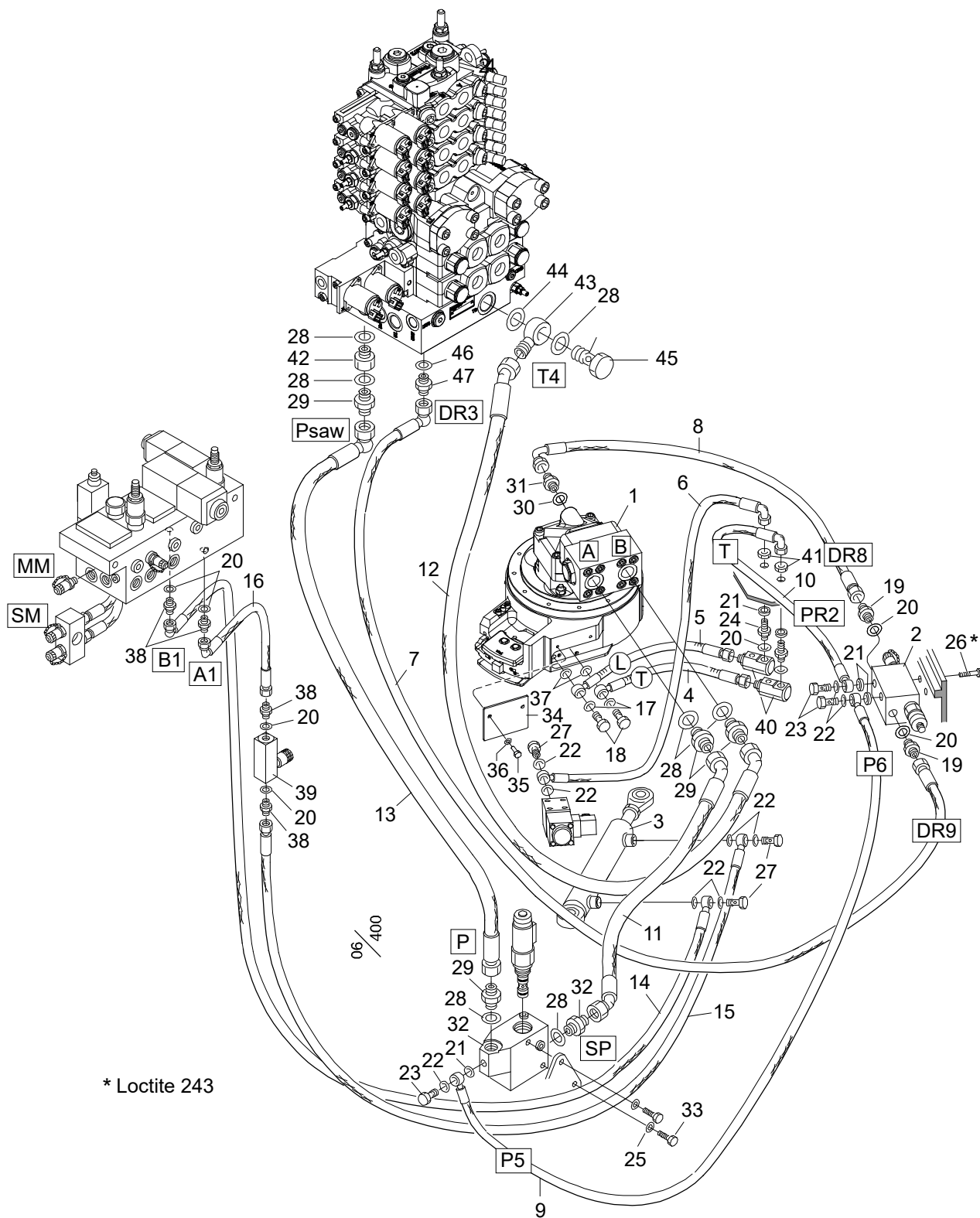


Structure				
Pos.	Part no.	Quantity	Description	Specification
31	601071	1	Adapter	R 3/8" UF – IR 90
32	617010	1	Check valve	F11 – IP / F12 – 60
33	601061	1	Banjo screw	R 3/8"

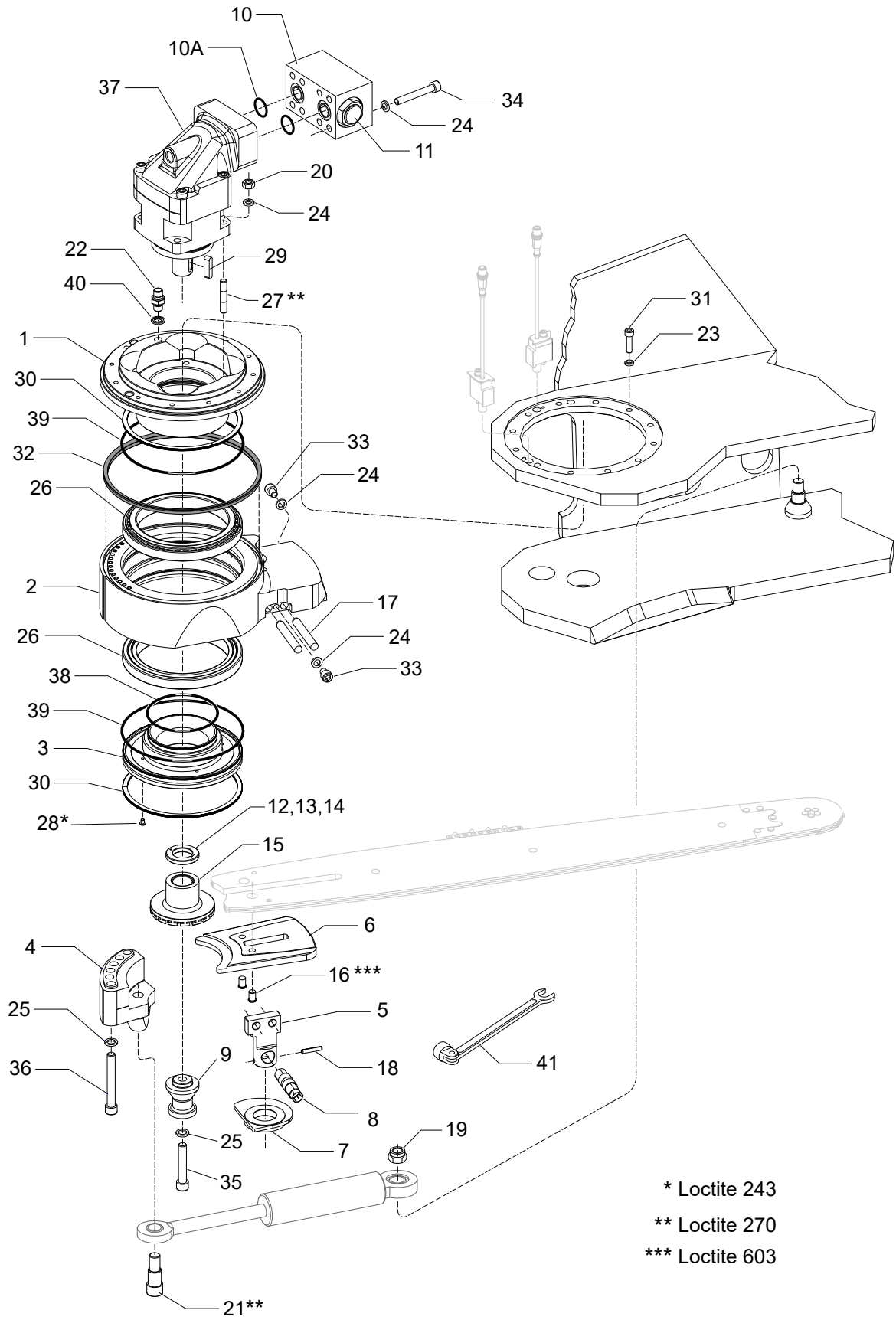


Saw hydraulics, saw unit 518 #2

Structure 047068-2, 006107-2, 006108-2				
Pos.	Part no.	Quantity	Description	Specification
1	609014	1	Saw motor	F12 – 30
2	016228	1	Reduce manifold	
3	015669	1	Hydraulic cylinder	Ø 40/25 – 106
4	645423	1	Hydraulic hose	"T"
5	645422	1	Hydraulic hose	"L"
6	645325	1	Hydraulic hose	
7	645407	1	Hydraulic hose	
8	645406	1	Hydraulic hose	
9	645408	1	Hydraulic hose	
10	645424	1	Hydraulic hose	
11	645329	1	Hydraulic hose	
12	645772	1	Hydraulic hose	
13	645327	1	Hydraulic hose	
14	645331	1	Hydraulic hose	
15	645349	1	Hydraulic hose	
16	645348	1	Hydraulic hose	
17	601203	2	Copper seal	10x14x1.0
18	601064	2	Banjo screw	R 1/8"
19	601029	2	Adapter	R 1/4" UF – R 3/8" UF
20	601101	10	Bonded seal	1/4"
21	602114	5	Seal ring	1/4"
22	601200	7	Copper seal	13x19x1.5
23	601068	3	Banjo screw	R 1/4"
24	601210	2	Bulkhead	
25	503057	2	Washer	M10 Nordlock
26	501087	2	Screw	MC6S M10x20 12.9
27	601060	3	Banjo screw	R 1/4"
28	601104	7	Bonded seal	3/4"
29	601040	4	Adapter	R 3/4" UF – R 3/4" UF
30	601110	1	Bonded seal	M18
31	608003	1	Adapter	M18x3/8"
32	016726	1	Saw manifold	
33	500066	2	Screw	M6S M10x20 8.8 FZB



Structure				
Pos.	Part no.	Quantity	Description	Specification
34	016429	1	Protection	
35	501043	2	Screw	MC6S M6x12 12.9
36	503065	2	Washer	M6 Nordlock
37	601100	2	Bonded seal	1/8"
38	601028	2	Adapter	R 1/4" UF – R 1/4" UF
39	617045	1	Check valve	
40	016727	2	Swivel	1/4"
41	601253	2	Nut	R 1/4"
42	602057	1	Adapter	R 3/4" – R 3/4" UF – IF
43	602017	1	Adapter	3/4"
44	602109	1	Seal ring	3/4"
45	601067	1	Banjo screw	R 3/4"
46	601102	1	Bonded seal	3/8"
47	601032	1	Adapter	R 3/8" – R 3/8"



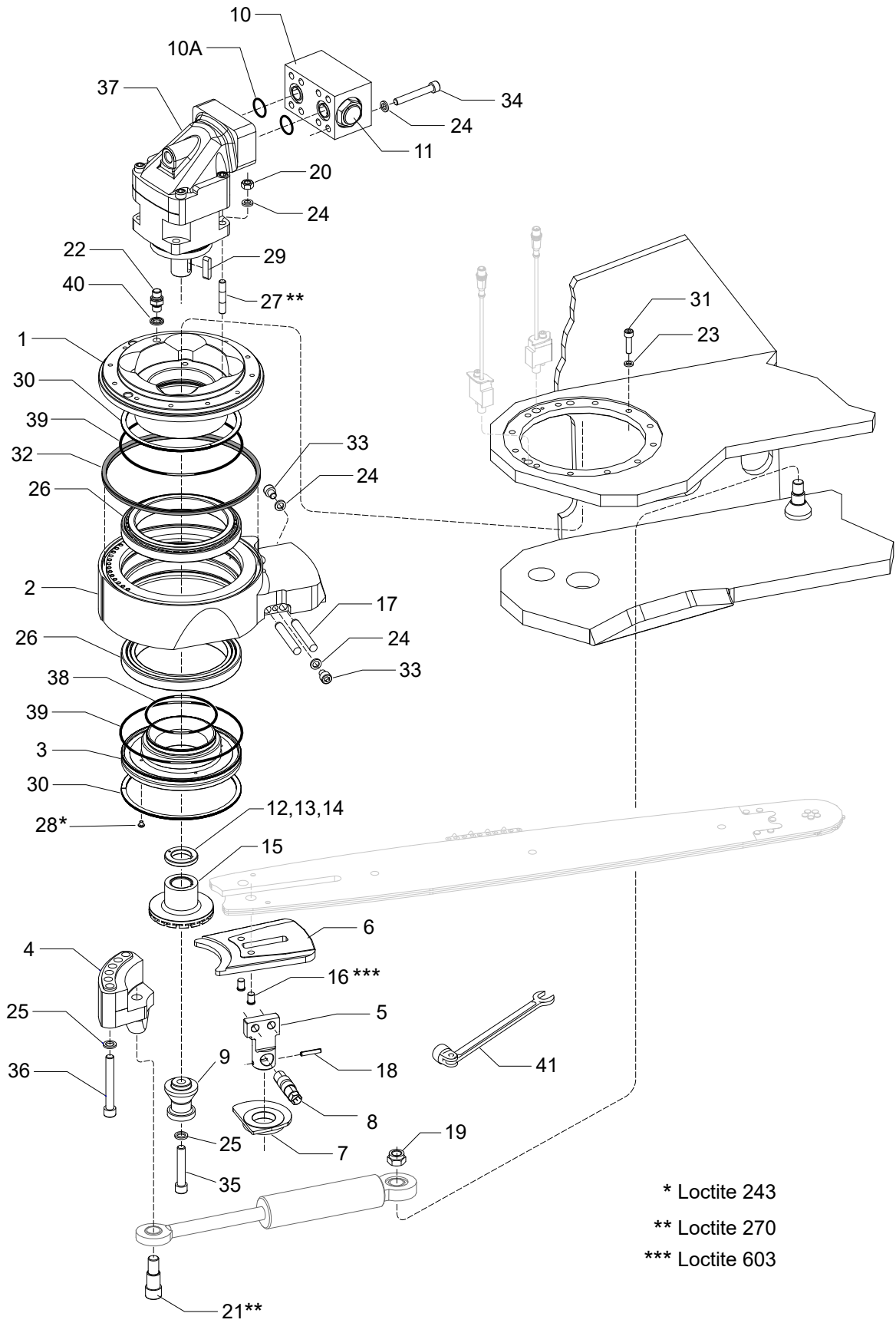
* Loctite 243

** Loctite 270

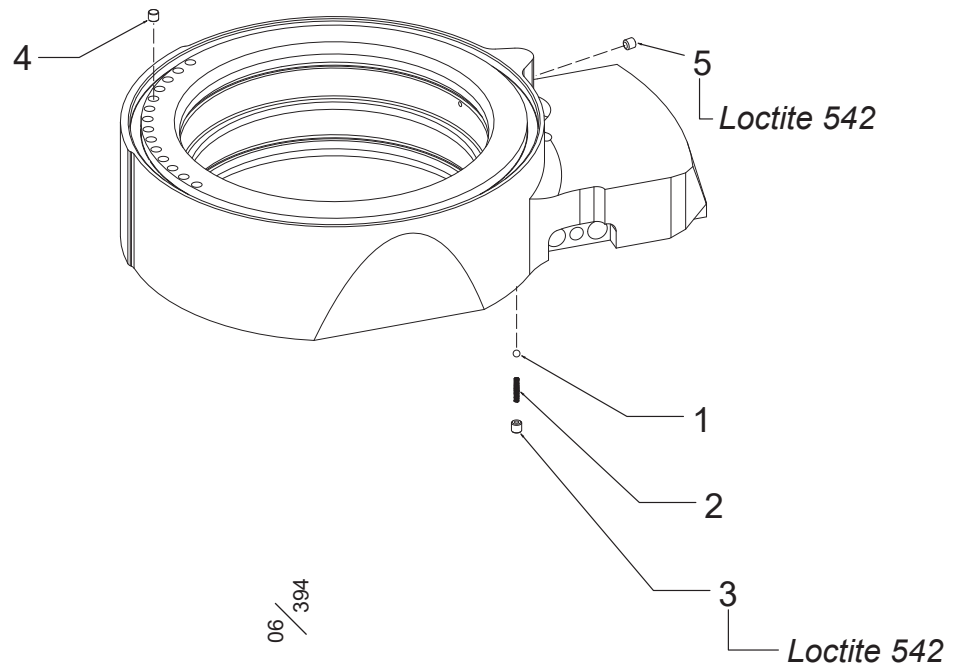
*** Loctite 603

Saw unit 418

Structure 006106				
Pos.	Part no.	Quantity	Description	Specification
1	014932	1	Bracket	
2	016864	1	Saw bar bracket compl.	
3	014933	1	Sleeve	
4	017020	1	Bracket	
5	013684	1	Pin	"J"
6	016938	1	Thrust plate	"J"
7	015256	1	Excenter	"J"
8	012519	1	Lock shaft	
9	015867	1	Chain catcher	
10	014991	2	Anticavitation manifold	
	6010011	1	Hex plug	1/4" R
10A	5401541	2	O-ring	24.99x3.53
11	554240	1	Wedge	
12	015043	Req / Erf	Shim	30x50x7 – 7.5
13	015044	Req / Erf	Shim	35x55x6 – 6.5
14	015045	Req / Erf	Shim	30x50x8 – 8.5
15	549113	1	Sprocket	z= 16
16	016774	2	Cylinder pin	Ø10
17	515027	2	Cylinder pin	12m 6x80
18	515013	1	Tension pin	6x32 FRP
19	502705	1	Nut	M16 Locking Low / Låg
20	502006	4	Nut	M6M M10
21	017021	1	Guide screw	
22	601028	1	Adapter	R 1/4" UF – R 1/4" UF
23	503055	12	Washer	M8 Nordlock
24	503057	24	Washer	M10 Nordlock
25	503060	7	Washer	M12 Nordlock
26	508020	2	Roller bearing	Tapered / Koniskt
27	505073	4	Screw	PS M10x50 8.8 FZB
28	513020	6	Screw	S6SS M8x16
29	617039	1	Check valve	
30	546006	6	Seal ring	
31	501071	12	Screw	MC6S M8x30 12.9



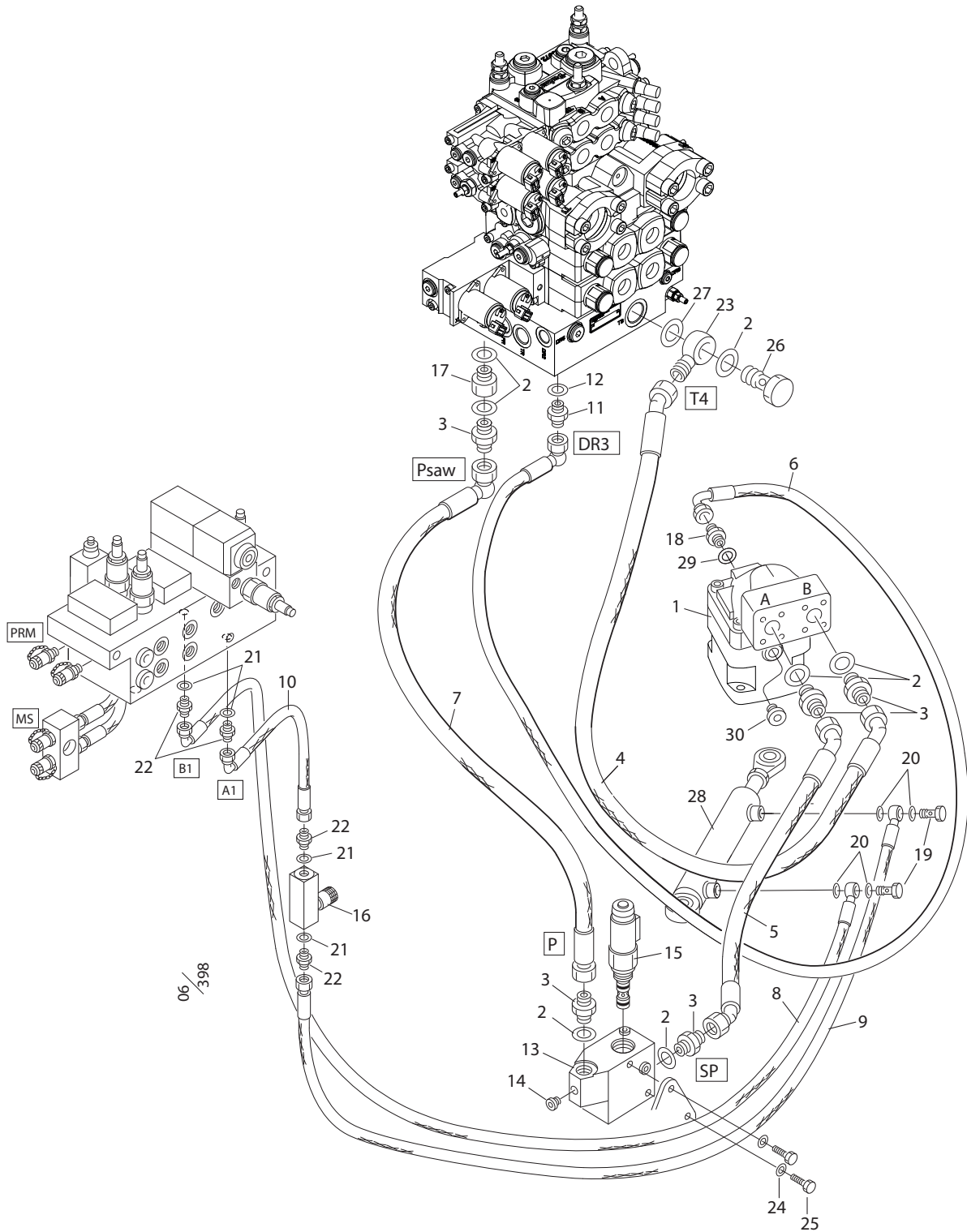
Structure				
Pos.	Part no.	Quantity	Description	Specification
32	546041	1	Seal ring	220 mm
33	505018	2	Screw	K6S M10x16 10.9
34	501097	8	Screw	MC6S M10x70 12.9
35	500098	1	Screw	MC6S M12x65 12.9
36	501118	6	Screw	MC6S M12x90 12.9
37	609014	1	Saw motor	F12 – 30
	554109	1	Seal kit	
38	543064	1	O-ring	104.5x3.0
39	543032	2	O-ring	182.0x3.0
40	601101	1	Bonded seal	1/4"
41	522260	1	Comb wrench	16 mm



Log Max Svärfäste 418

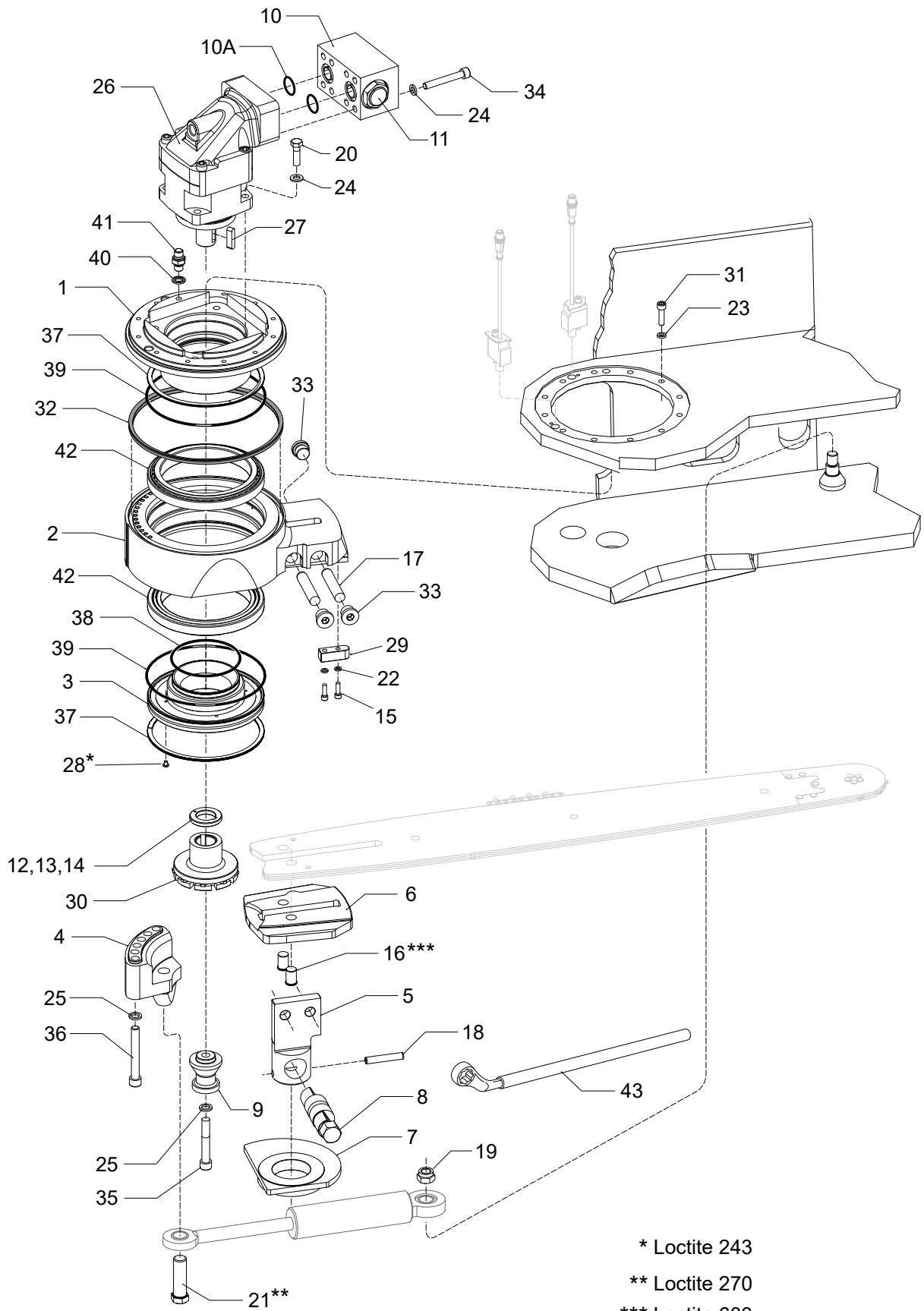
Saw bar bracket

Structure 016864				
Pos.	Part no.	Quantity	Description	Specification
1	511003	1	Steel ball	
2	526014	1	Spring	
3	613017	1	Orifice	Ø = 2,5
4	513040	1	Stop screw	P6SS 6x6
5	514051	14	Magnet	6x5



Saw hydraulics 418

Structure 006106, 006107, 006108				
Pos.	Part no.	Quantity	Description	Specification
1	609014	1	Saw motor	F12 – 30
	609120	1	Saw motor	F12 – 60
2	601104	6	Bonded seal	G 3/4"
3	601040	5	Adapter	R 3/4" UF – R 3/4" UF
4	645328	1	Hydraulic hose	
5	645329	1	Hydraulic hose	
6	645330	1	Hydraulic hose	
7	645327	1	Hydraulic hose	
8	645331	1	Hydraulic hose	
9	645349	1	Hydraulic hose	
10	645348	1	Hydraulic hose	
11	601032	1	Adapter	R 3/8" – R 3/8"
12	601102	1	Bonded seal	3/8"
13	016726	1	Manifold	
14	601001	1	Hex plug	1/4" R
15	10000803	1	Saw valve	
	620355	1	Seal kit	
	613057	1	Solenoid	24 V
16	617045	1	Check valve	
17	602057	1	Adapter	R 3/4" – R 3/4" UF – IF
18	608004	1	Adapter	M22x3/8"
19	601060	2	Banjo screw	R 1/4"
20	601200	4	Copper seal	13x19x1.5
21	601101	4	Bonded seal	1/4"
22	601028	4	Adapter	R 1/4" UF – R 1/4" UF
23	602017	1	Banjo body	3/4"
24	503075	2	Washer	M10 Nordlock
25	500066	2	Screw	M6S M10x20 8.8 FZB
26	601067	1	Banjo screw	R 3/4"
27	602109	1	Seal ring	3/4"
28	015669	1	Hydraulic cylinder	Ø 40/25 – 106
29	601110	1	Bonded seal	M18 418
30	608022	1	Plug	M22



* Loctite 243

** Loctite 270

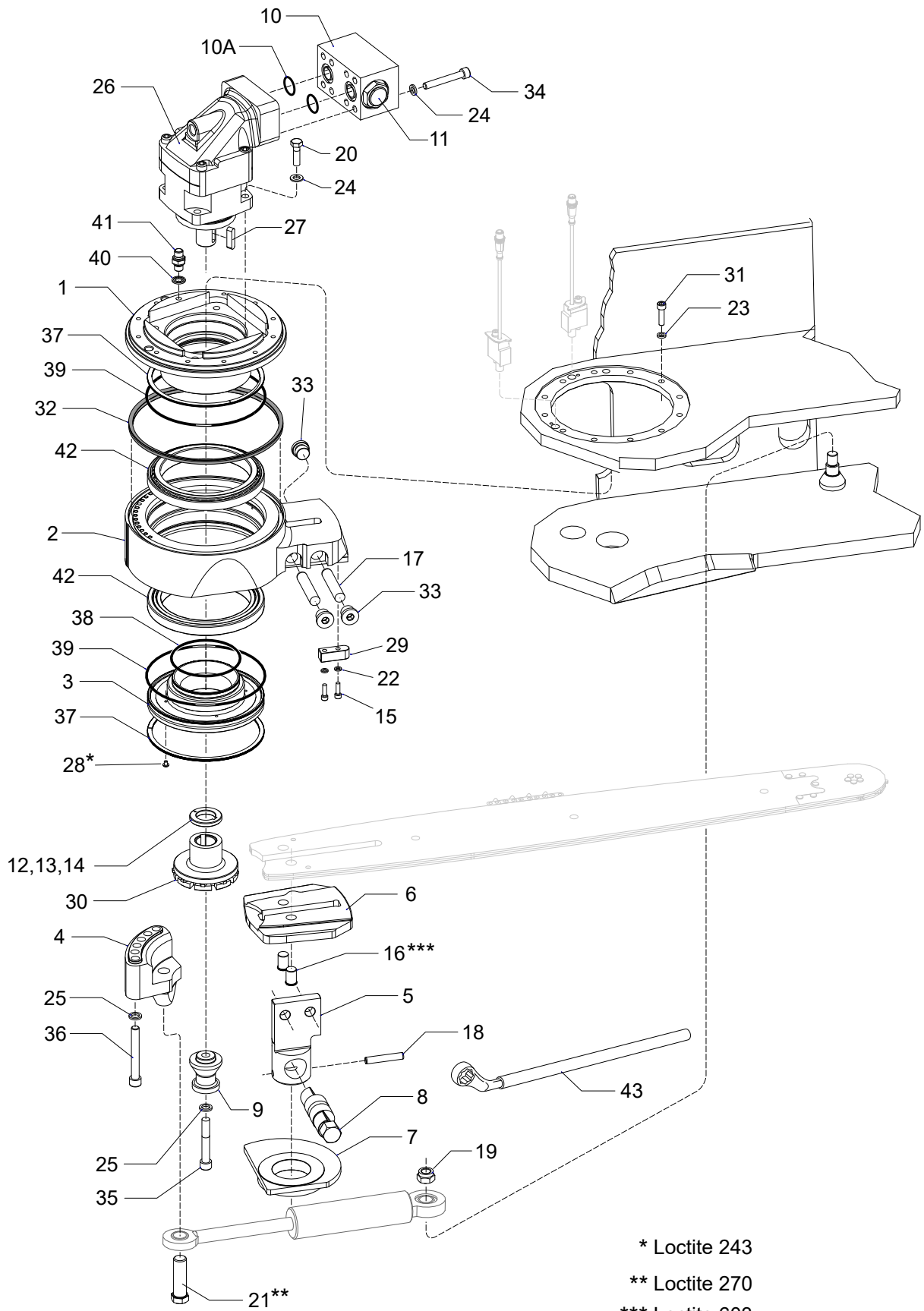
*** Loctite 603

06 / 055

Log Max Sägenhet 411XL

Saw unit 411XL

Structure 047157				
Pos.	Part no.	Quantity	Description	Specification
1	016777	1	Bracket	60 cc
2	016866	1	Saw bar bracket compl.	
3	014933	1	Sleeve	
4	017020	1	Cylinder bracket	
5	015775	1	Pin	
6	016939	1	Thrust plate	"S"
7	016081	1	Excenter	"S"
8	014935	1	Lock shaft	
9	016778	1	Chain catcher	411XL
10	014991	1	Anti cavitation manifold	
	601001	1	Hex plug	1/4" R
	540154	2	O-ring	24.99x3.53
11	554240	1	Key	
12	016779	Req / Erf	Shim	35x55x6 – 6.5
13	016780	Req / Erf	Shim	35x55x7 – 7.5
14	016781	Req / Erf	Shim	35x55x8 – 8.5
15	501046	2	Screw	MC6S M6x20 12.9
16	016775	2	Cylinder pin	Ø 16x25
17	515026	2	Cylinder pin	16m 6x80
18	515025	1	Tension pin	FRP 10x60
19	502705	1	Nut	M16 Locking KL 10 FZB
20	500092	4	Screw	M6S M12x35 8.8 FZB
21	017021	1	Guide screw	
22	503065	2	Washer	M6 Nordlock
23	503055	12	Washer	M8 Nordlock
24	503076	12	Washer	M12 Nordlock Wide / Stor
25	503060	7	Washer	M12 Nordlock
26	609120	1	Saw motor	F12 – 60
	554233	1	Seal kit	
27	014937	1	Wedge	
28	513020	6	Screw	S6SS M8x16
29	617039	1	Check valve	
30	549114	1	Sprocket	z= 9



* Loctite 243

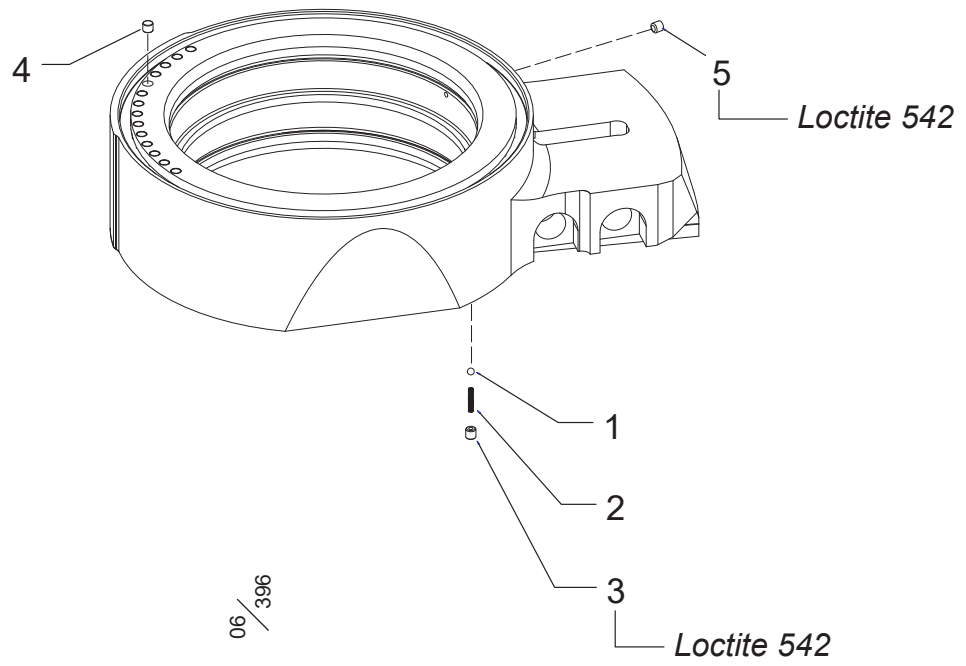
** Loctite 270

*** Loctite 603

06 / 055

Log Max Sägenhet 411XL

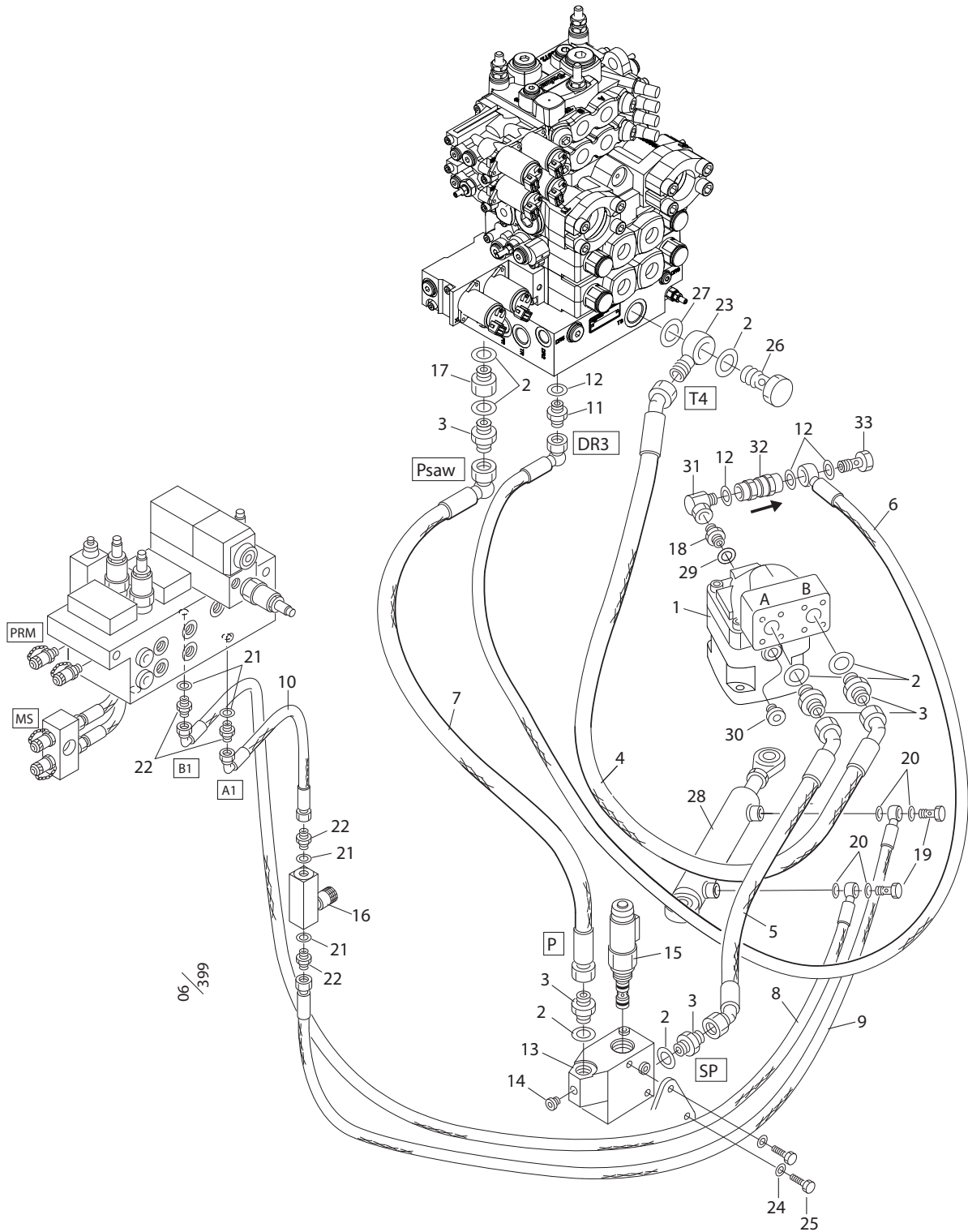
Structure				
Pos.	Part no.	Quantity	Description	Specification
31	501071	12	Screw	MC6S M8x30 12.9
32	546041	1	Seal ring	220mm
33	601003	4	Plug	R 1/2"
34	501097	8	Screw	MC6S M10x70 12.9
35	500100	1	Screw	MC6S M12x75 12.9
36	501118	6	Screw	MC6S M12x90 12.9
37	546006	3	Seal ring	
38	543064	1	O-ring	104.5x3.0
39	543032	2	O-ring	182.0x3.0
40	601101	1	Bonded seal	1/4"
41	601025	1	Adapter	R 1/8" UF – R 1/8" UF
42	508020	2	Roller bearing	Tapered / Koniskt
43	522217	1	Tool	



Log Max Svärdfäste 411

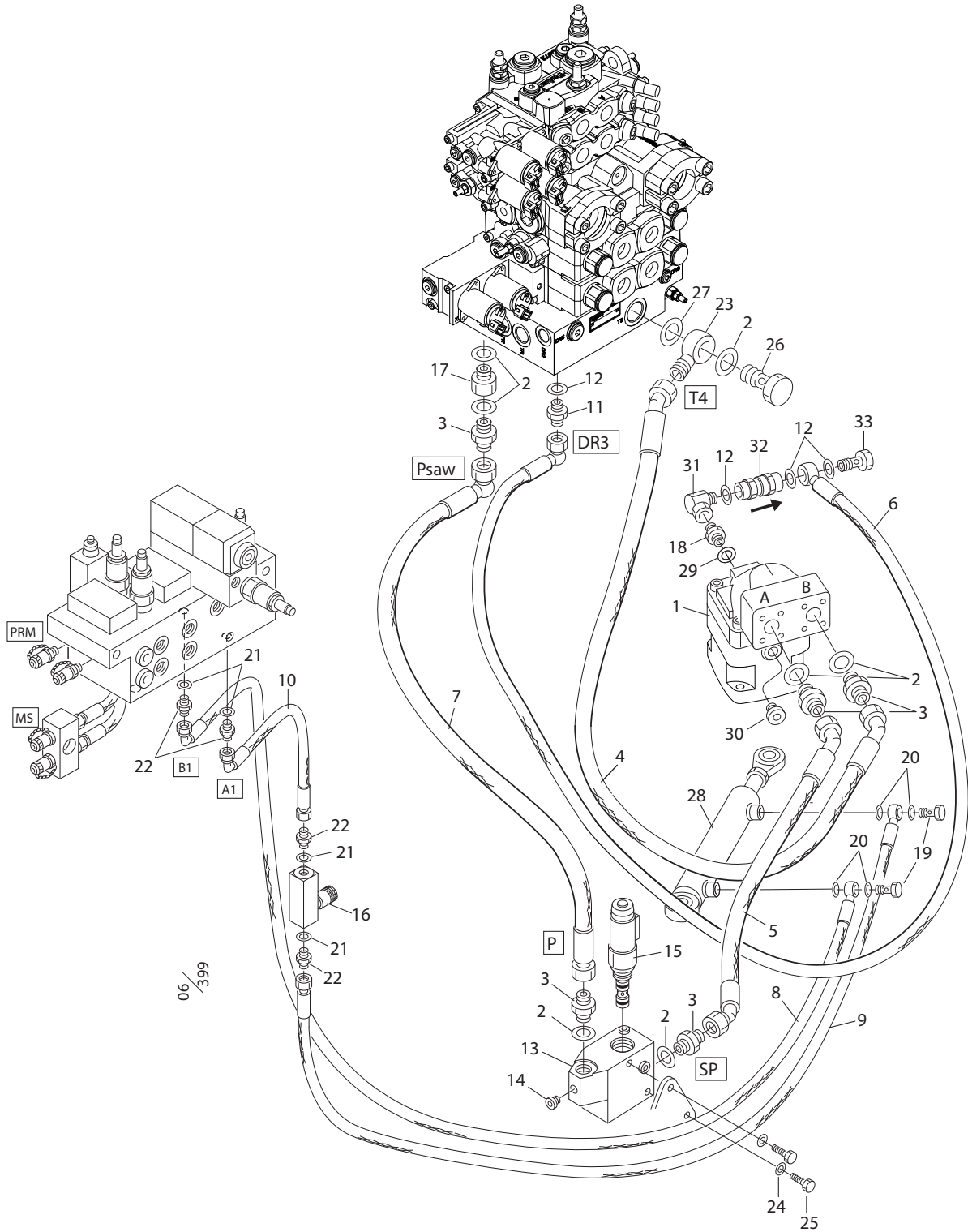
Saw bar bracket

Structure 016866				
Pos.	Part no.	Quantity	Description	Specification
1	511003	1	Steel ball	
2	526014	1	Spring	
3	613017	1	Orifice	M6 – 2.5
4	513040	2	Stop screw	P6SS M6x6
5	514051	14	Magnet	6x5

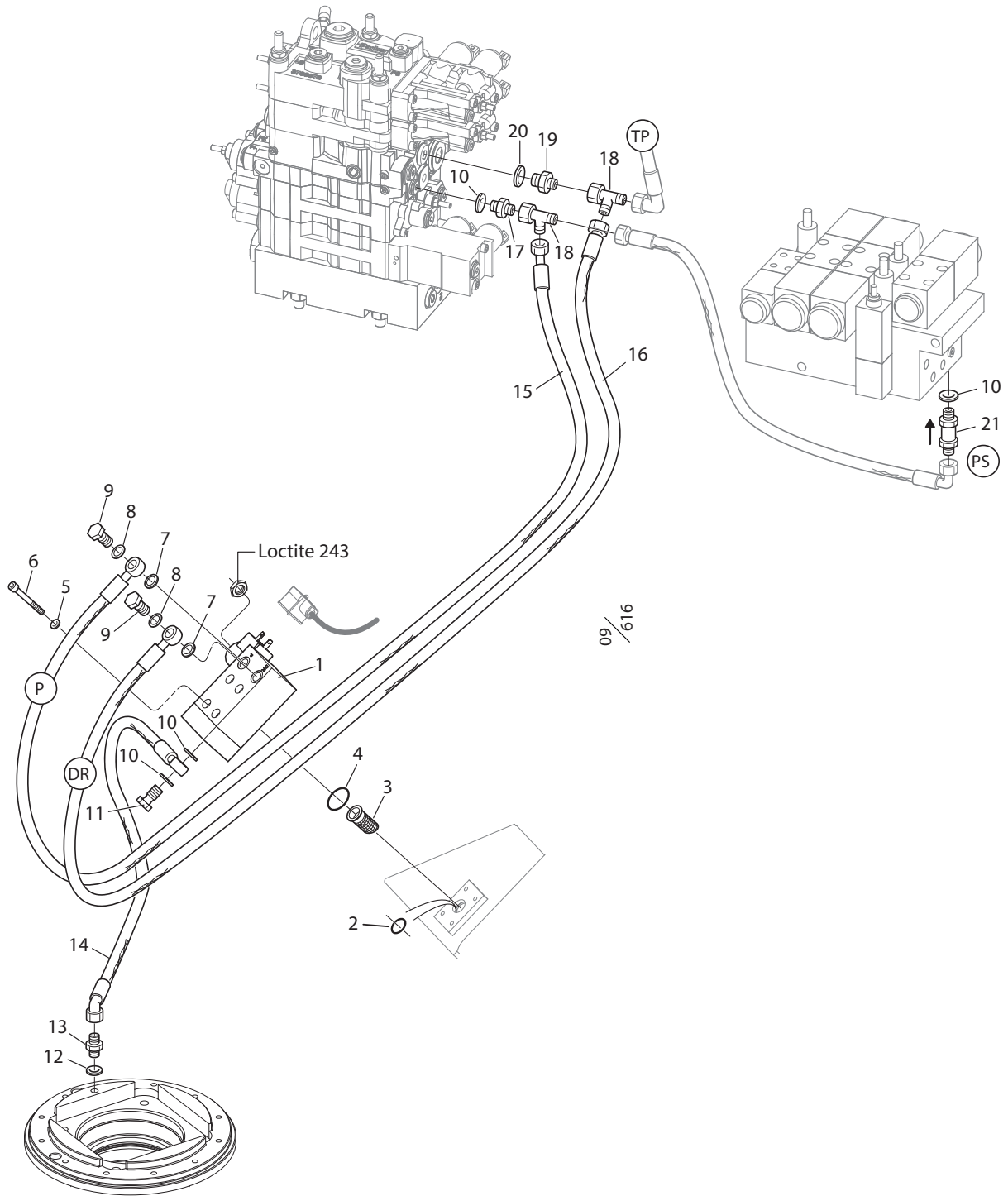


Saw hydraulics 411XL

Structure 047156, 047157, 006107, 006108				
Pos.	Part no.	Quantity	Description	Specification
1	609014	1	Saw motor	F12 – 30
	609120	1	Saw motor	F12 – 60
2	601104	7	Bonded seal	G 3/4"
3	601040	5	Adapter	R 3/4" UF – R 3/4" UF
4	645328	1	Hydraulic hose	
5	645359	1	Hydraulic hose	
6	645367	1	Hydraulic hose	
7	645327	1	Hydraulic hose	
8	645331	1	Hydraulic hose	
9	645349	1	Hydraulic hose	
10	645348	1	Hydraulic hose	
11	601032	1	Adapter	R 3/8" – R 3/8"
12	601102	4	Bonded seal	3/8"
13	016726	1	Manifold	
14	601001	1	Hex plug	1/4" R
15	10000803	1	Saw valve	
	620355	1	Seal kit	
	613057	1	Solenoid	24 V
16	617045	1	Check valve	
17	602057	1	Adapter	R 3/4" – R 3/4" UF – IF
18	608004	1	Adapter	M22x3/8"
19	601060	2	Banjo screw	R 1/4"
20	601200	4	Copper seal	13x19x1.5
21	601101	4	Bonded seal	1/4"
22	601028	4	Adapter	R 1/4" UF – R 1/4" UF
23	602017	1	Banjo body	3/4"
24	503075	2	Washer	M10 Nordlock
25	500066	2	Screw	M6S M10x20 8.8 FZB
26	601067	1	Banjo screw	R 3/4"
27	602109	1	Seal ring	3/4"
28	015669	1	Hydraulic cylinder	Ø 40/25 – 106
29	601111	1	Bonded seal	M22
30	608022	1	Plug	M22

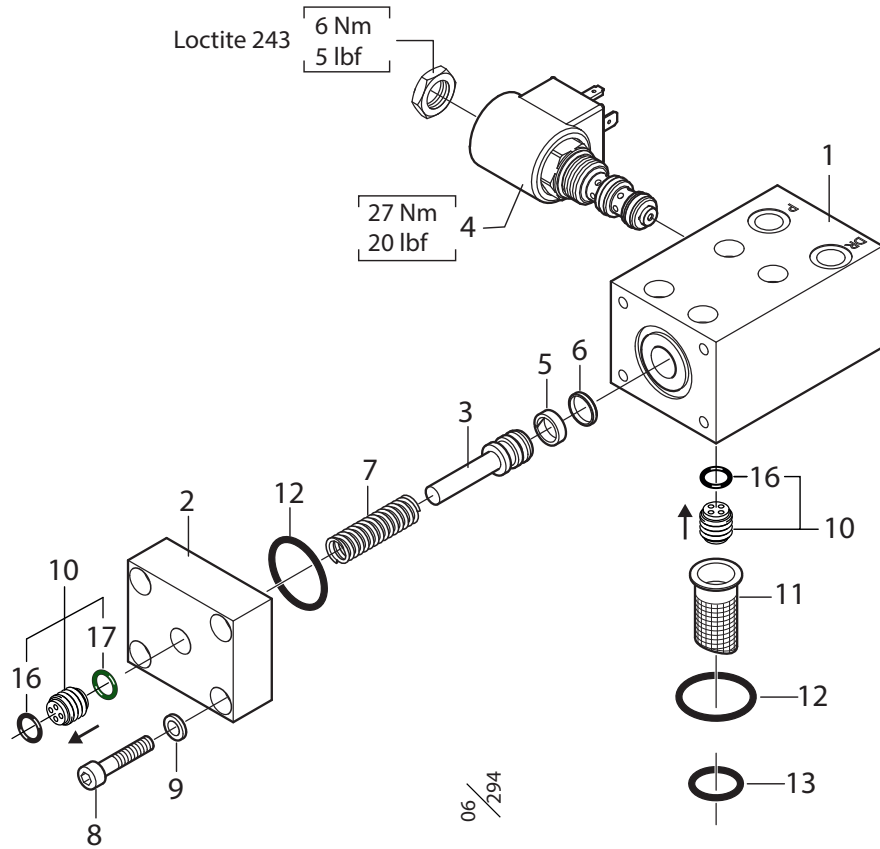


Structure				
Pos.	Part no.	Quantity	Description	Specification
31	601071	1	Adapter	R 3/8" UF – IR 90
32	617010	1	Check valve	F11 – IP / F12 – 60
33	601061	1	Banjo screw	R 3/8"



Chain lubrication - saw unit 411XL

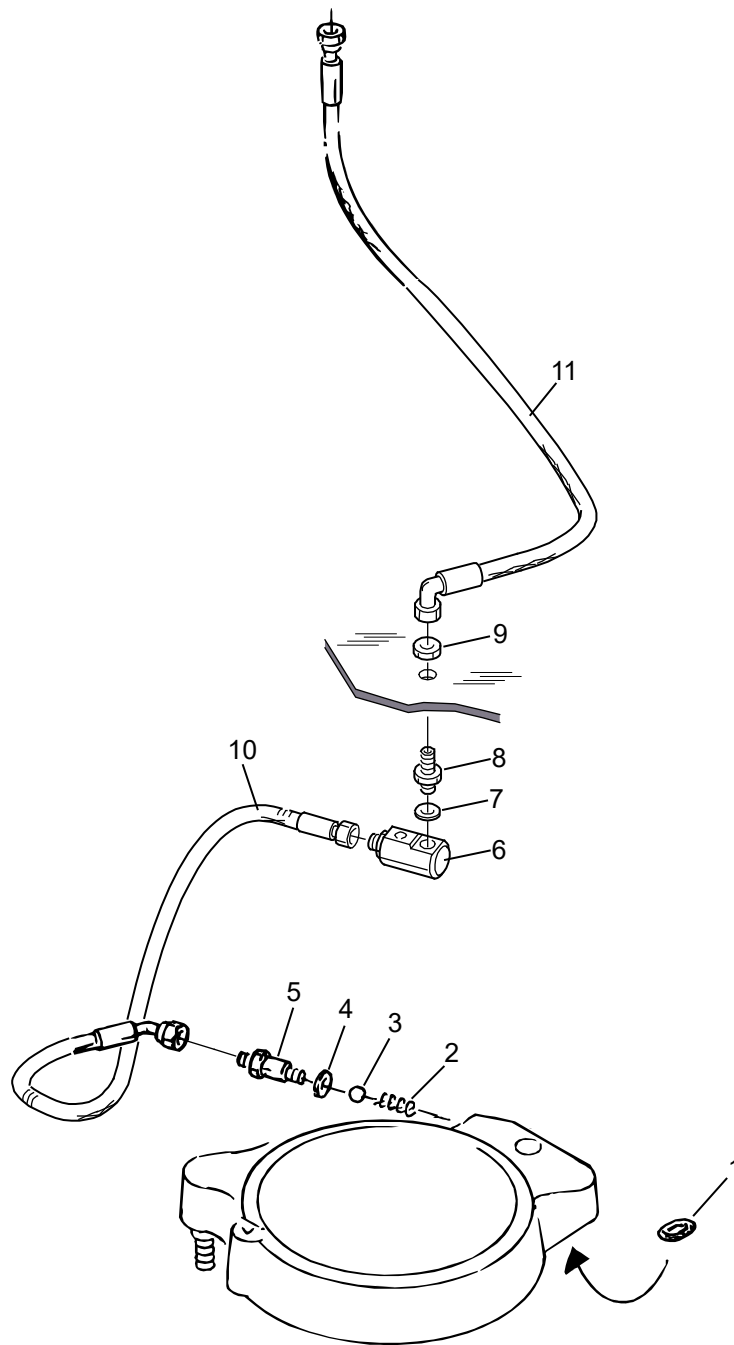
Structure 047084, 047156, 047157				
Pos.	Part no.	Quantity	Description	Specification
1	047027	1	Pump compl	
2	540074	1	O-ring	17.3x2.4
3	620302	1	Strainer	
4	543012	1	O-ring	27.6x2.4
5	503065	4	Washer	M6 Nordlock
6	501053	4	Screw	MC6S M6x50 12.9
7	602114	2	Seal ring	1/4"
8	601200	2	Copper seal	13x19x1.5
9	601068	2	Banjo screw	R 1/4"
10	601101	4	Bonded seal	1/4"
11	601060	1	Banjo screw	R 1/4"
12	601100	1	Bonded seal	1/8"
13	601025	1	Adapter	R 1/8" UF – R 1/8" UF
14	645366	1	Hydraulic hose	
15	645368	1	Hydraulic hose	
16	645369	1	Hydraulic hose	
17	601028	1	Adapter	R 1/4" UF – R 1/4" UF
18	601010	2	T-adapter	1/4"
19	601029	1	Adapter	R 1/4" UF – R 3/8" UF
20	601102	1	Bonded seal	3/8"
21	617009	1	Check valve	R 1/4"



Log Max Super Greasy

Super Greasy pump

Structure 047027				
Pos.	Part no.	Quantity	Description	Specification
1	047027	1	Pump compl.	
2	016688	1	Cap	
3	016689	1	Piston	
4	612081	1	Directional valve	24V
5	546015	1	Guide ring	
6	546016	1	Seal ring	
7	526028	1	Spring	1.5x9x55
8	501049	4	Screw	MC6S M6x30 12.9
9	503065	4	Washer	M6 Nordlock
10	617016	2	Check valve	
11	620302	1	Strainer	
12	543012	1	O-ring	27.6x2.4
13	540074	1	O-ring	17.3x2.4
16	543013	2	O-ring	9.5x1.0 Black / Svart
17	543057	1	O-ring	9.0x1.0 Green / Grön

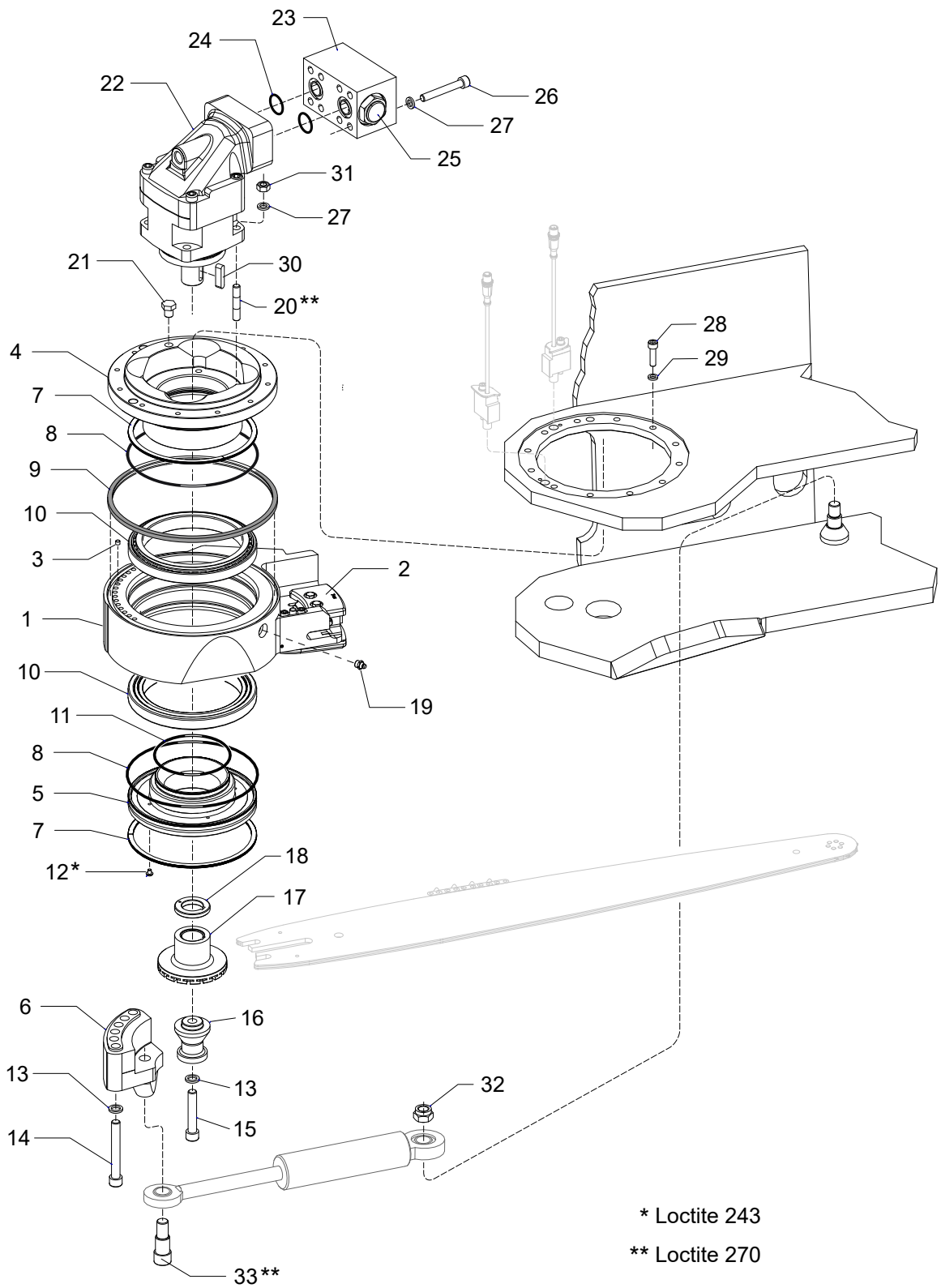


09 /
386

Log Max 4000/5000/6000/7000 - Urea

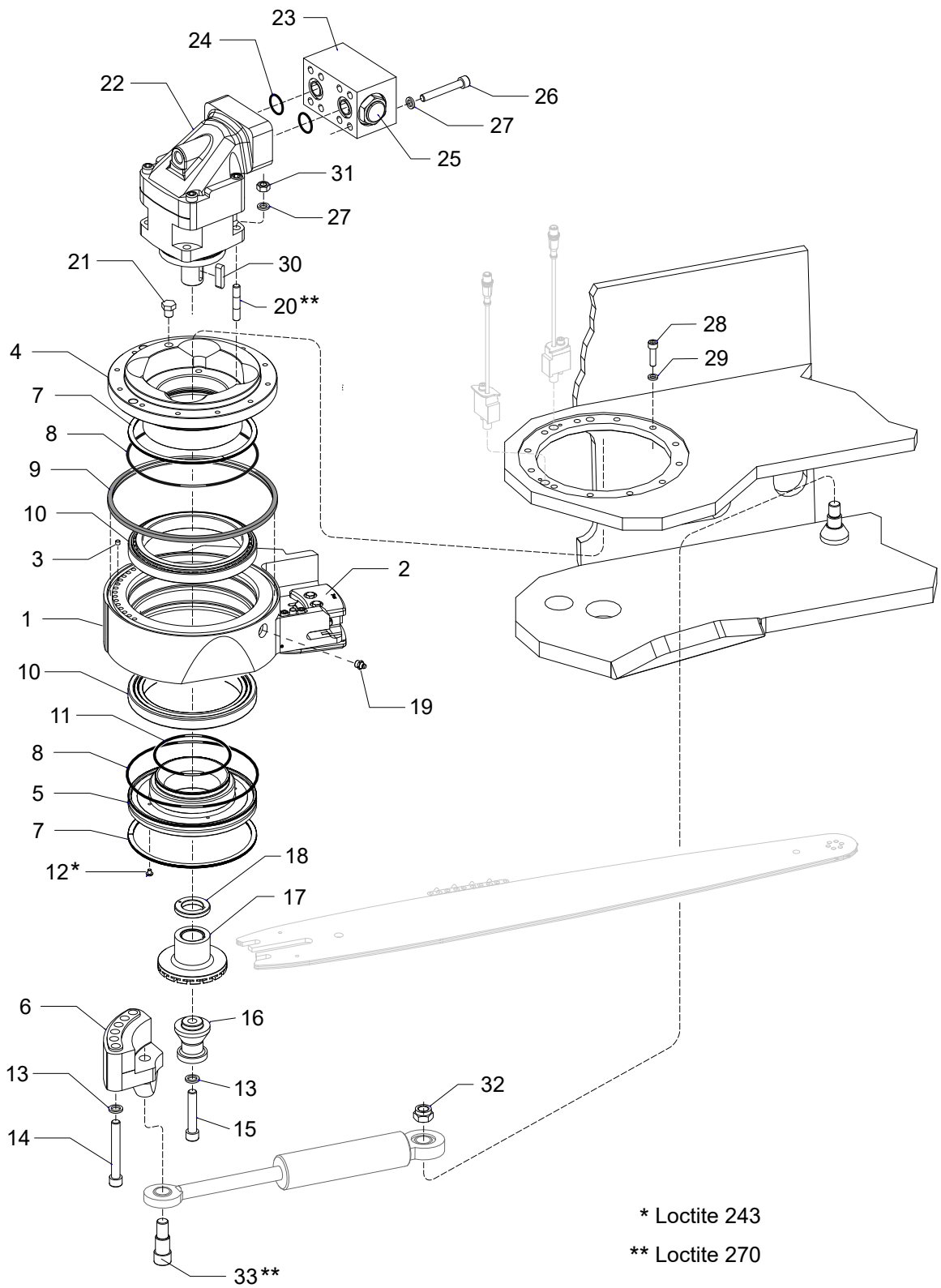
Stump treatment kit

Structure 047079				
Pos.	Part no.	Quantity	Description	Specification
1	526015	1	Spring	
2	511004	1	Ball	Ø 10 mm
3	546004	1	Seal ring	1/4"
4	012612	1	Adapter	
5	645498	1	Hydraulic hose	
8	540023	1	O-ring	37.1x1.6
9	601253	1	Nut	R 1/4"
11	601210	1	Bulkhead	R 1/4" UF
12	601101	1	Bonded seal	1/4"
13	016727	1	Swivel	1/4"
14	645497	1	Hydraulic hose	

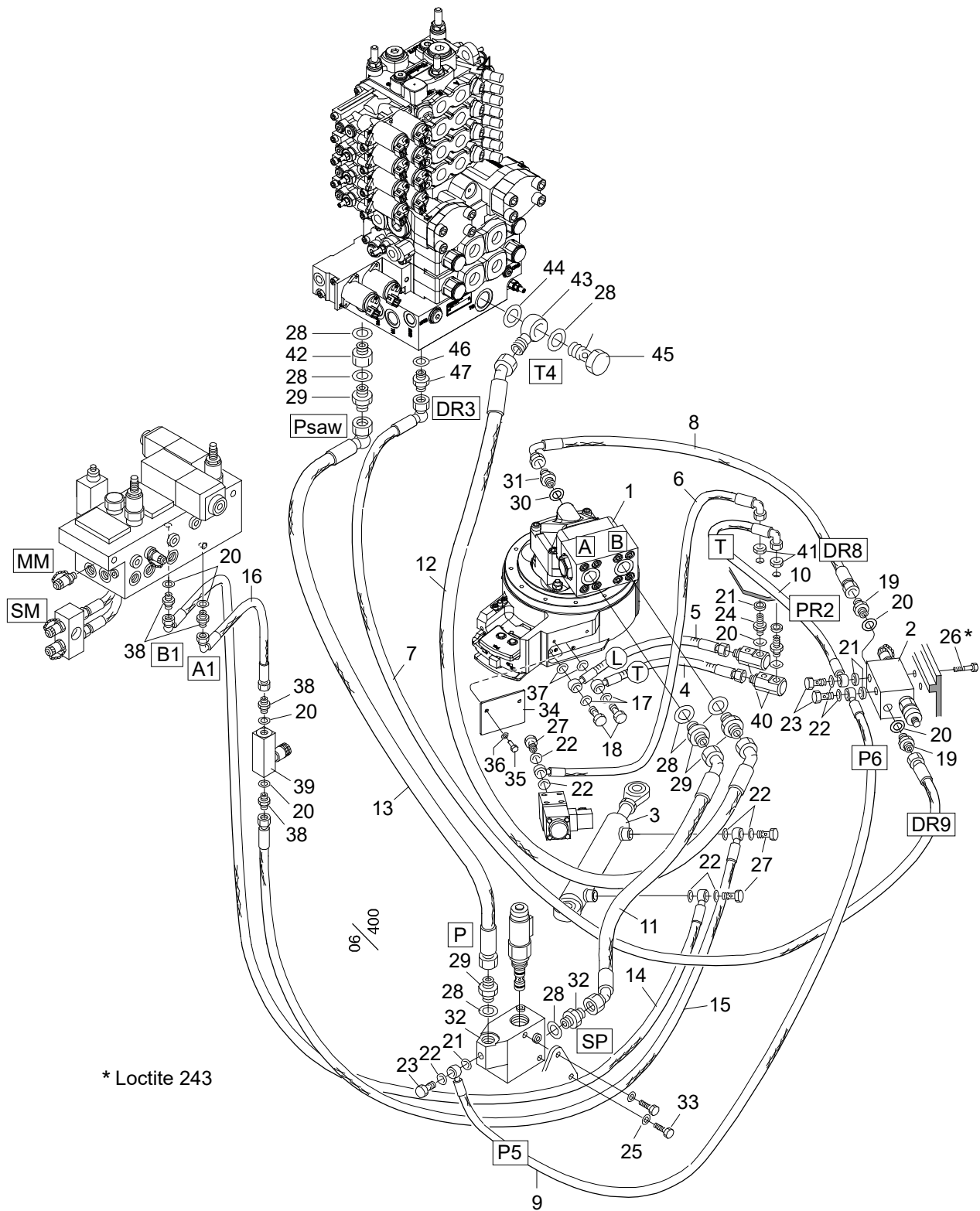


Saw unit 518

Structure 047068				
Pos.	Part no.	Quantity	Description	Specification
1	609100	1	Tension device	
2	554170	1	Bar holder	
3	514051	14	Magnet	6x5
4	014932	1	Bracket	
5	014933	1	Sleeve	
6	017020	1	Cylinder bracket	
7	546006	6	Seal ring	
8	543032	2	O-ring	182.0x3.0
9	546041	1	Seal ring	220 mm
10	508020	2	Roller bearing	Tapered / Koniskt
11	543064	1	O-ring	104.5x3.0
12	513020	6	Screw	S6SS M8x16
13	503060	7	Washer	M12 Nordlock
14	501118	6	Screw	MC6S M12x90 12.9
15	500098	1	Screw	MC6S M12x65 12.9
16	015867	1	Chain catcher	
17	549113	1	Sprocket	z= 16
18	015043	Req / Erf	Shim	30x50x7 – 7.5
	015044	Req / Erf	Shim	30x50x6 – 6.5
	015045	Req / Erf	Shim	30x50x8 – 8.5
19	625000	1	Grease nipple	KR 1/8" R
20	505073	4	Screw	PS M10x50 8.8 FZB
21	601001	1	Hex plug	R 1/4"
22	609014	1	Saw motor	F12 – 30
	554109	1	Seal kit	
23	014991	1	Anti cavitation manifold	
24	540154	2	O-ring	24.99x3.53
25	503057	12	Washer	M10 Nordlock
26	501097	8	Screw	MC6S M10x70 12.9
27	501071	12	Screw	MC6S M8x30 12.9
28	503055	12	Washer	M8 Nordlock
29	502006	4	Nut	M6M M10
30	554240	1	Key	

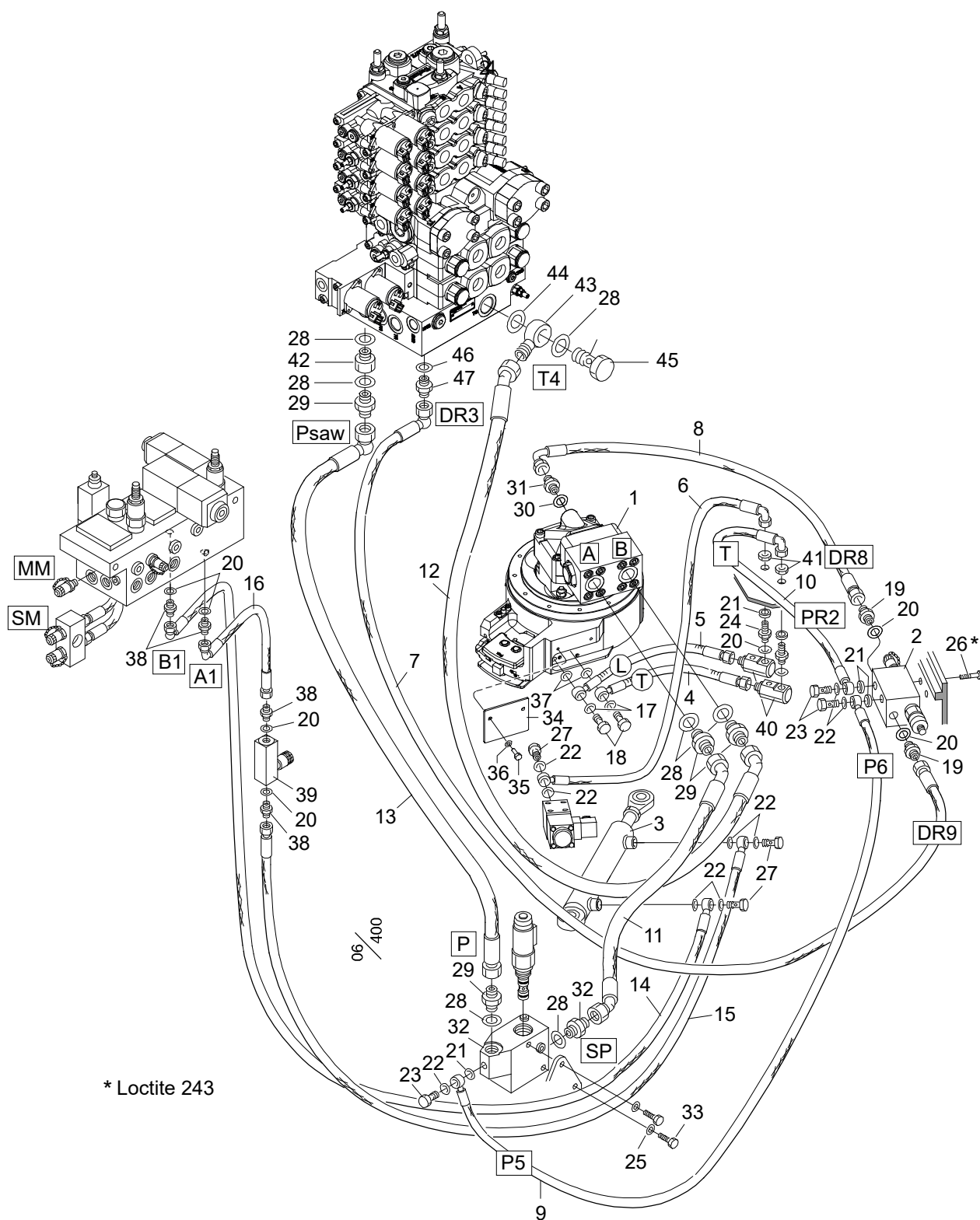


Structure				
Pos.	Part no.	Quantity	Description	Specification
31	017021	1	Guide screw	
32	502705	1	Nut	M16 Locking Low / Låg

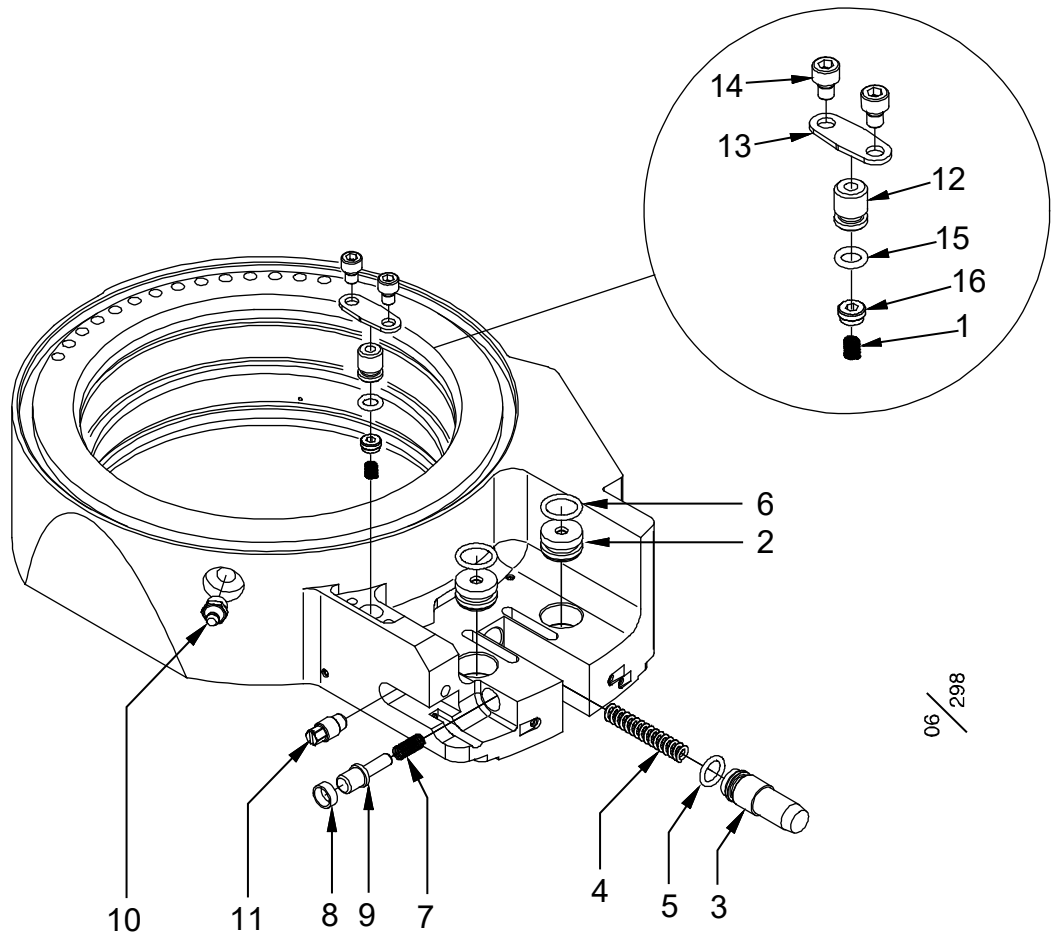


Saw hydraulics 518

Structure 047068, 006107, 006108				
Pos.	Part no.	Quantity	Description	Specification
1	609014	1	Saw motor	F12 – 30
2	016228	1	Reduce manifold	
3	015669	1	Hydraulic cylinder	Ø 40/25 – 106
4	645423	1	Hydraulic hose	"T"
5	645422	1	Hydraulic hose	"L"
6	645325	1	Hydraulic hose	
7	645407	1	Hydraulic hose	
8	645406	1	Hydraulic hose	
9	645408	1	Hydraulic hose	
10	645424	1	Hydraulic hose	
11	645329	1	Hydraulic hose	
12	645328	1	Hydraulic hose	
13	645327	1	Hydraulic hose	
14	645331	1	Hydraulic hose	
15	645349	1	Hydraulic hose	
16	645348	1	Hydraulic hose	
17	601203	2	Copper seal	10x14x1.0
18	601064	2	Banjo screw	R 1/8"
19	601029	2	Adapter	R 1/4" UF – R 3/8" UF
20	601101	10	Bonded seal	1/4"
21	602114	5	Seal ring	1/4"
22	601200	7	Copper seal	13x19x1.5
23	601068	3	Banjo screw	R 1/4"
24	601210	2	Bulkhead	
25	503057	2	Washer	M10 Nordlock
26	501087	2	Screw	MC6S M10x20 12.9
27	601060	3	Banjo screw	R 1/4"
28	601104	7	Bonded seal	3/4"
29	601040	4	Adapter	R 3/4" UF – R 3/4" UF
30	601110	1	Bonded seal	M18
31	608003	1	Adapter	M18x3/8"
32	016726	1	Saw manifold	
33	500066	2	Screw	M6S M10x20 8.8 FZB



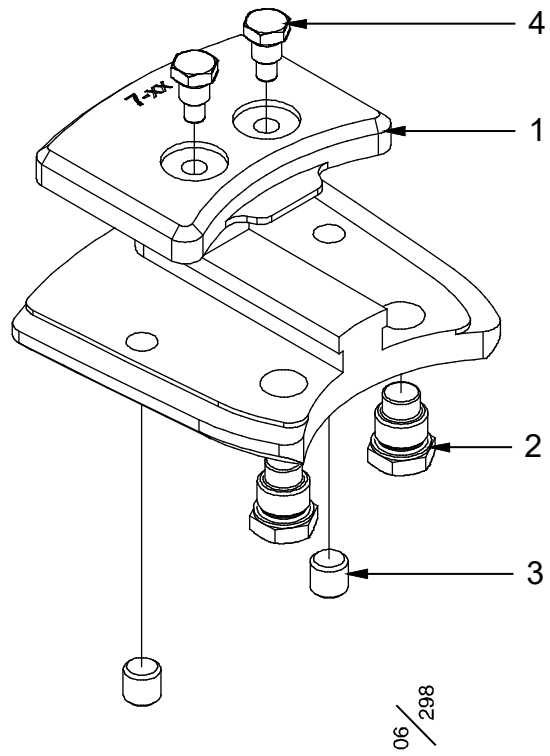
Structure				
Pos.	Part no.	Quantity	Description	Specification
34	016429	1	Protection	
35	501043	2	Screw	MC6S M6x12 12.9
36	503065	2	Washer	M6 Nordlock
37	601100	2	Bonded seal	1/8"
38	601028	2	Adapter	R 1/4" UF – R 1/4" UF
39	617045	1	Check valve	
40	016727	2	Swivel	1/4"
41	601253	2	Nut	R 1/4"
42	602057	1	Adapter	R 3/4" – R 3/4" UF – IF
43	602017	1	Banjo body	3/4"
44	602109	1	Seal ring	3/4"
45	601067	1	Banjo screw	R 3/4"
46	601102	1	Bonded seal	3/8"
47	601032	1	Adapter	R 3/8" – R 3/8"



06/298

Tension device saw unit 518

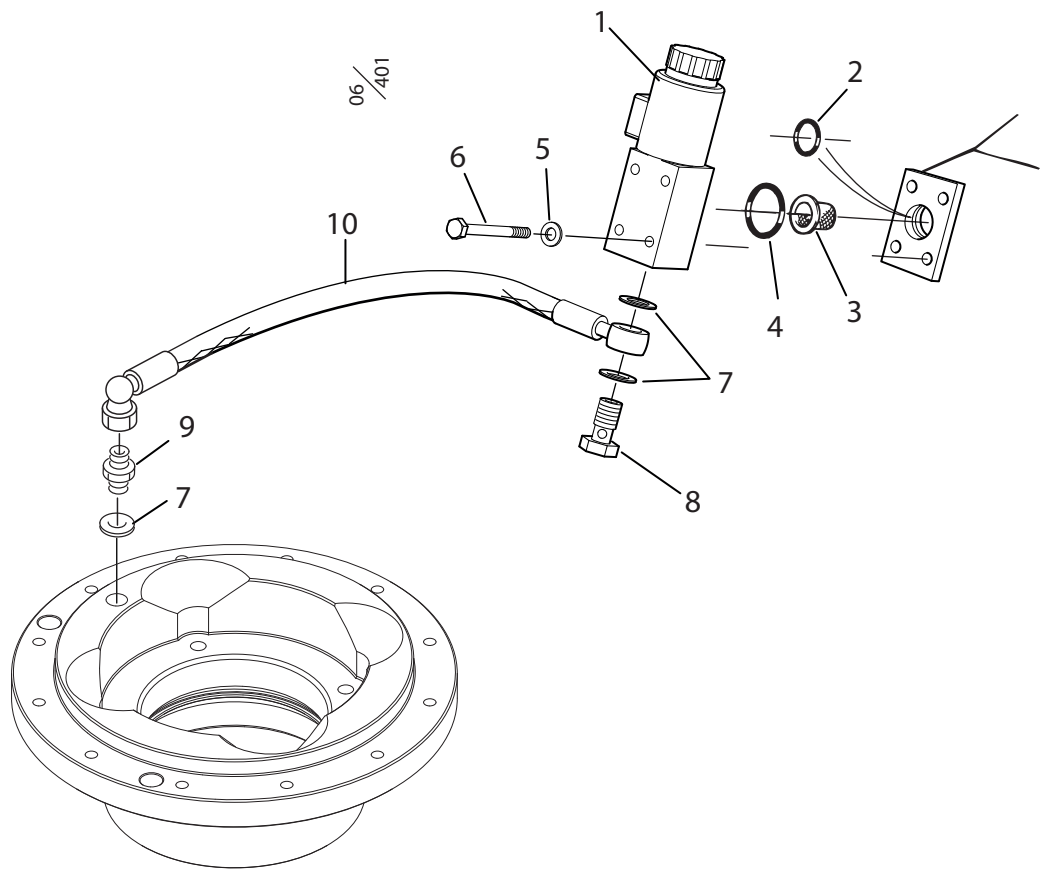
Structure 609100				
Pos.	Part no.	Quantity	Description	Specification
1	554129	1	Compression spring	
2	554116	2	Piston	20 mm
3	554133	1	Piston	
4	554124	1	Compression spring	
5	554117	1	O-ring	11.3x2.4
6	540072	2	O-ring	15.3x2.4
7	554119	1	Compression spring	
8	554120	1	Sleeve	
9	554121	1	Locking pin	
10	625000	1	Grease nipple	KR 1/8" R
11	554115	1	Bleeder screw	
	554155	1	Pilot valve cmpl	
12	554125	1	Piston	
13	554127	1	Washer	
14	501041	2	Screw	MC6S M6x8 12.9
15	540064	1	O-ring	7.3x2.4
16	554169	1	Check valve	



Log Max 7000XT

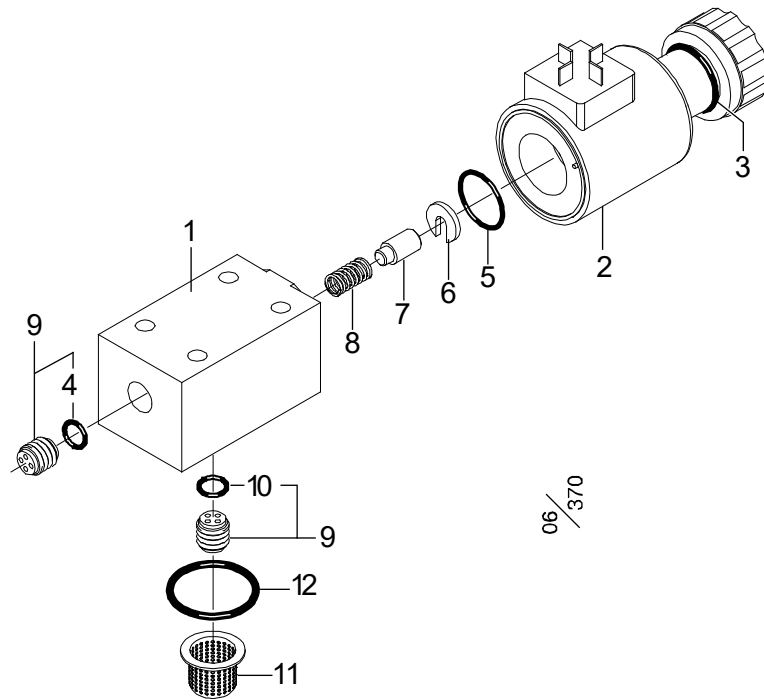
Bar holder #7

Structure 554170				
Pos.	Part no.	Quantity	Description	Specification
1	554170	1	Bar holder	
2	554147	2	Guide screw	M14 Wide / Stor
3	513044	2	Screw	P6SS M10x10
4	554146	2	Guide screw	Small / Liten



Chain lubrication, saw unit 418 & 518

Structure 006153				
Pos.	Part no.	Quantity	Description	Specification
1	033027	1	Pump compl	
2	540074	1	O-ring	17.3x2.4
3	620302	1	Strainer	
4	543012	1	O-ring	27.6x2.4
5	503065	4	Washer	M6 Nordlock
6	500029	4	Screw	M6S M6x45 8.8 FZB
7	601101	3	Bonded seal	1/4"
8	601060	1	Banjo screw	R 1/4"
9	601028	1	Adapter	R 1/4" UF – R 1/4" UF
10	645325	1	Hydraulic hose	



06/370

Easy Greasy

Easy Greasy pump

Structure 033027				
Pos.	Part no.	Quantity	Description	Specification
1	016282	1	Pump housing	
2	613062	1	Solenoid	24V
3	540120	1	O-ring	21.82x3.53
4	543057	1	O-ring	9.0x1.0
5	540121	1	O-ring	17.17x1.78
6	016426	1	Spacer	
7	010897	1	Piston	0.20 cm ³
8	526005	1	Spring	
9	617016	2	Check valve	
10	543013	1	O-ring	9.5x1.0
11	620302	1	Strainer	
12	543012	1	O-ring	27.6x2.4

Saw bar and chain, saw 418

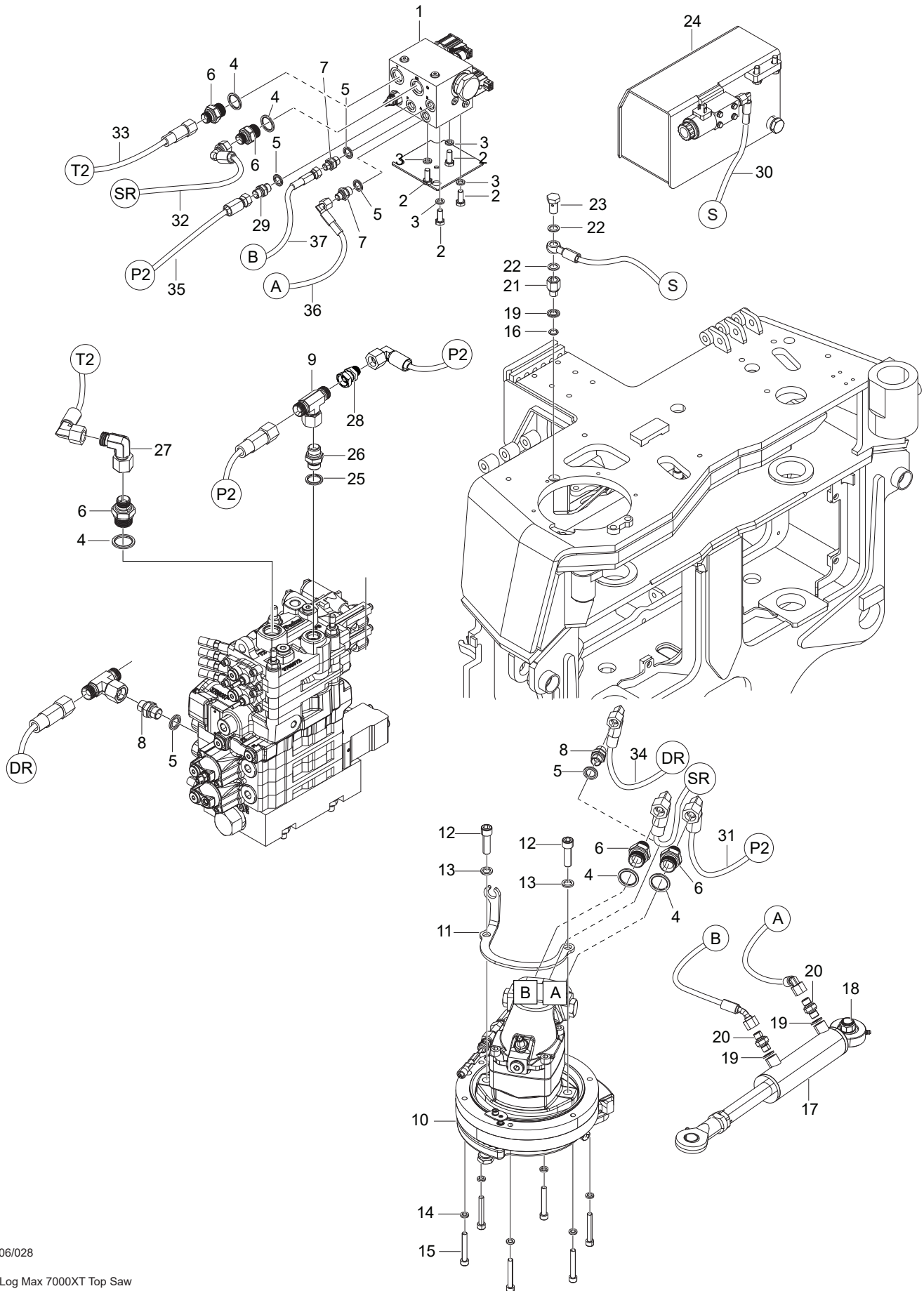
Structure				
Pos.	Part no.	Quantity	Description	Specification
	549518-475	1	Saw bar	Z=16, L=750mm
	549518-482	1	Saw bar	Z=16, L=820mm
	549418-490	1	Saw bar	Z=16, L=900mm
	549018-092	1	Saw chain	92
	549018-099	1	Saw chain	99
	549018-106	1	Saw chain	106

Saw bar and chain, saw 411XL

Structure				
Pos.	Part no.	Quantity	Description	Specification
	549411-034	1	Saw bar	Z=9, L=860mm
	549411-036	1	Saw bar	Z=9, L=910mm
	549011-053	1	Saw chain	53
	549011-056	1	Saw chain	56

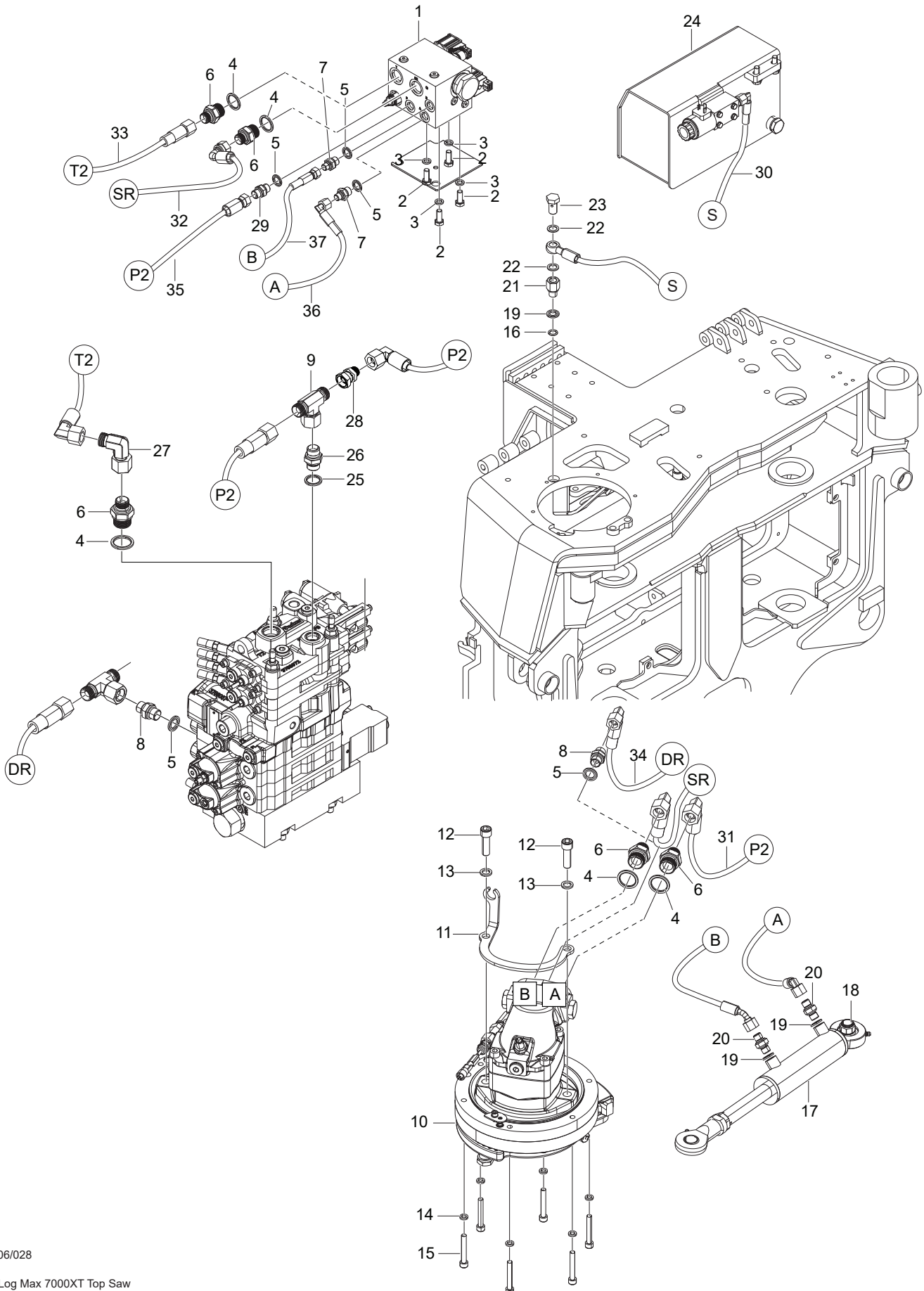
Saw bar and chain, saw 518

Structure				
Pos.	Part no.	Quantity	Description	Specification
	549518-475		Saw bar	Z=16, L=750mm
	549518-482		Saw bar	Z=16, L=820mm
	549418-490		Saw bar	Z=16, L=900mm
	549018-093		Saw chain	94
	549018-101		Saw chain	101
	549018-108		Saw chain	108



Saw hydraulics #2, top saw

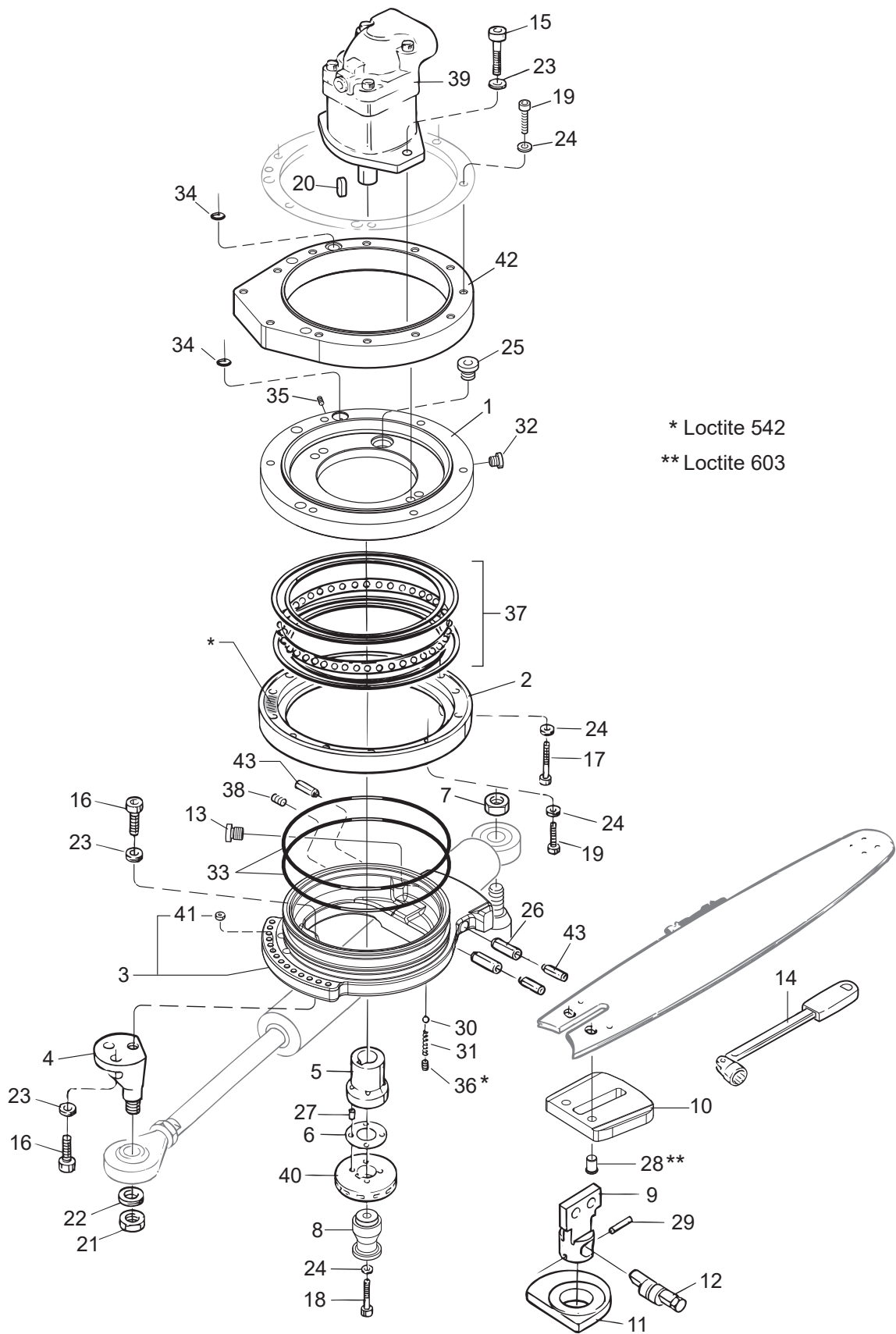
Structure 006125-3				
Pos.	Part no.	Quantity	Description	Specification
1	017724	1	Manifold	
2	500068	4	Screw	M6S M10x25 8.8 FZB
3	503057	4	Washer	M10 Nordlock
4	601104	5	Bonded seal	3/4"
5	601102	5	Bonded seal	3/8"
6	601037	5	Adapter	R 1/2" UF – R 3/4" UF
7	601029	2	Adapter	R 1/4" UF – R 3/8" UF
8	601032	2	Adapter	R 3/8" – R 3/8"
9	601017	1	T-adapter	UF / IM / UF BSP – 08
10	032113 - MEKAN	1	Saw unit	F11 – 19
11	015743	1	Bracket	
12	501111	2	Screw	MC6S M12x40 12.9
13	503060	2	Washer	M12 Nordlock
14	503055	6	Washer	M8 Nordlock
15	501076	6	Screw	MC6S M8x55 12.9
16	540070	1	O-ring	13.3x2.4
17	015669	1	Hydraulic cylinder	Ø 40/25 – 106
18	502705	1	Nut	M16 Locking Low / Låg
19	601101	3	Bonded seal	1/4"
20	601028	2	Adapter	R 1/4" UF – R 1/4" UF
21	602055	1	Adapter	R 1/4" – R 1/4" UF – IF
22	601200	2	Copper seal	13x19x1.5
23	601060	1	Banjo screw	R 1/4"
24	006118	1	Chain oil tank	Upper / Övre
25	601103	1	Bonded seal	1/2"
26	601036	1	Adapter	R 1/2" UF – R 1/2" UF
27	602026	1	Elbow	R 1/2" UF – IF 90
28	601243	1	Adapter	R 1/2" UF – IR
29	601033	1	Adapter	R 3/8" UF – R 1/2" UF
30	645383	1	Hydraulic hose	
31	645759	1	Hydraulic hose	
32	645760	1	Hydraulic hose	



06/028

Log Max 7000XT Top Saw

Structure				
Pos.	Part no.	Quantity	Description	Specification
33	645761	1	Hydraulic hose	
34	645774	1	Hydraulic hose	
35	645763	1	Hydraulic hose	
36	645764	1	Hydraulic hose	
37	645765	1	Hydraulic hose	

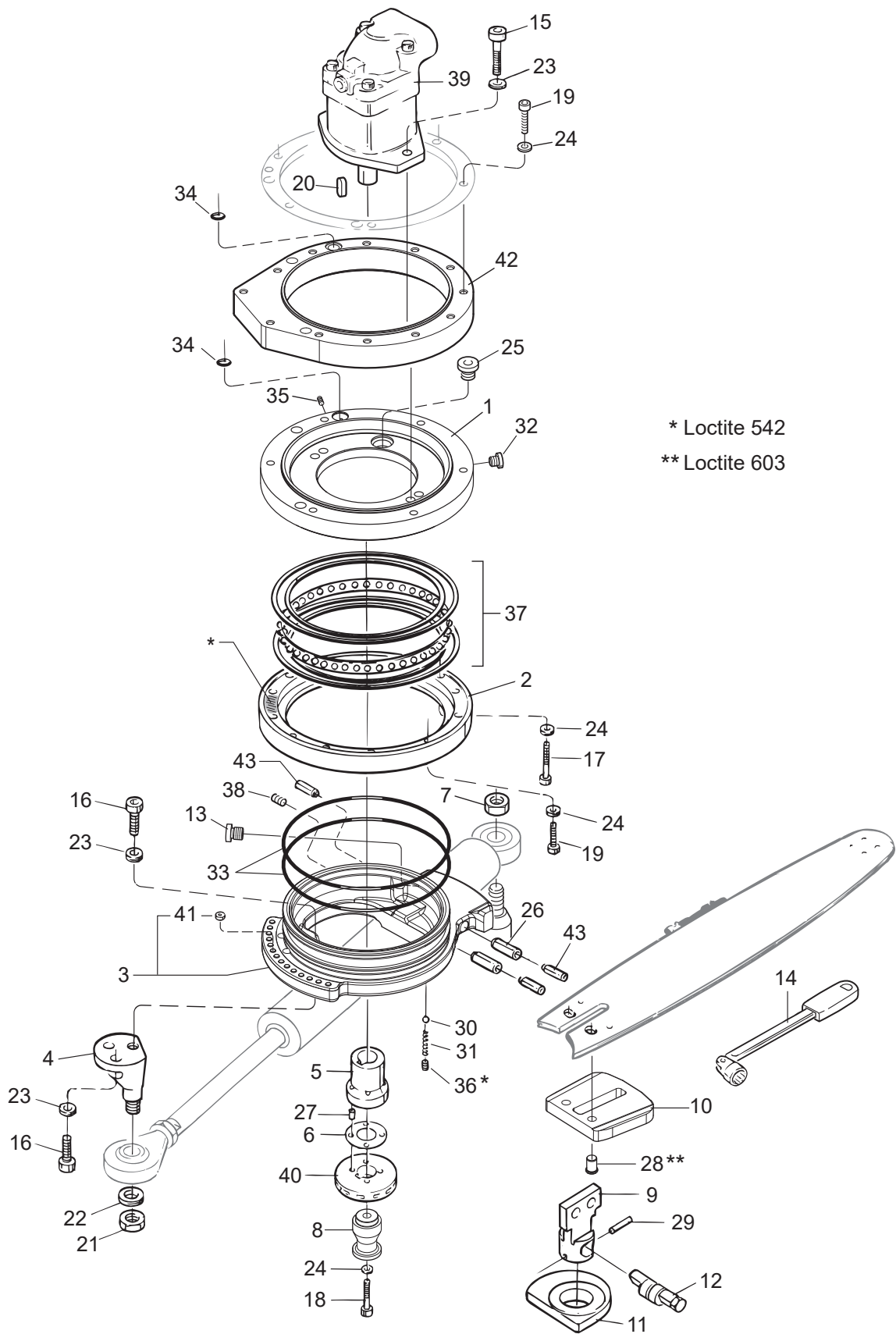


06 / 053

Log Max Säg 98XL

Saw unit 98XL

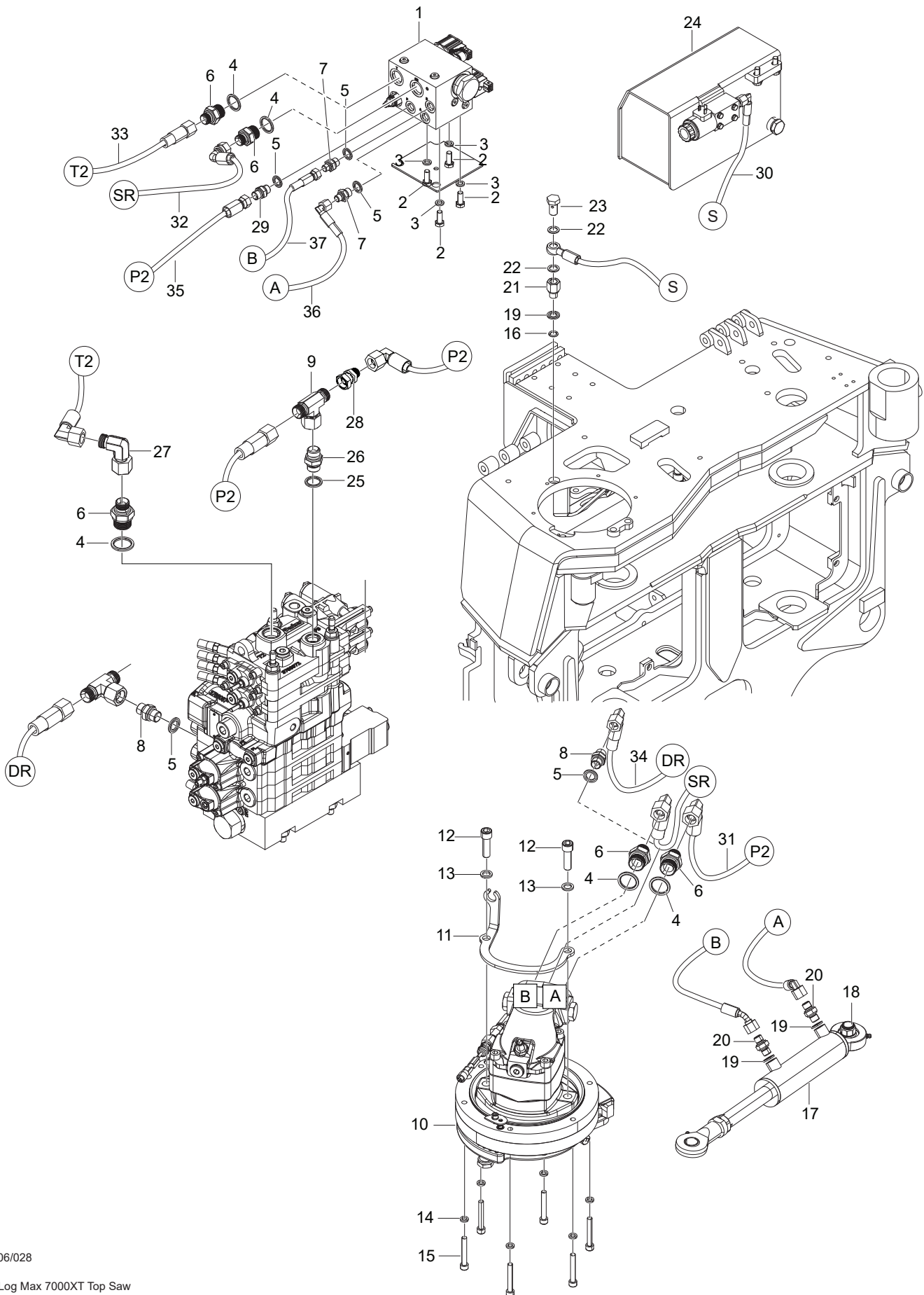
Structure 006125-2				
Pos.	Part no.	Quantity	Description	Specification
1	013172	1	Bracket	F11 – 19
2	012514	1	Cap	
3	014570	1	Saw bar bracket compl.	
4	012335	1	Pin	
5	012334	1	Companion	
6	549210	Req / Erf	Shim	25 – 0.5 mm
	549211	Req / Erf	Shim	25 – 1.0 mm
7	502705	1	Nut	M16 Locking 12.9
8	012614	1	Chain catcher	
9	013684	1	Pin	
10	016936	1	Thrust plate	"J"
11	015256	1	Excenter	"J"
	017118	1	Excenter	"K"
12	012519	1	Lock shaft	
13	601001	1	Hex plug	R 1/4"
14	522261	1	Wrench	16 mm
15	501111	2	Screw	MC6S M12x35 12.9
16	501108	3	Screw	MC6S M12x25 12.9
17	501076	6	Screw	MC6S M8x55 12.9
18	501075	1	Screw	MC6S M8x50 12.9
19	501071	18	Screw	MC6S M8x30 12.9
20	554027	1	Wedge	
21	502706	1	Nut	M16 Low / Låg
22	503063	1	Washer	M16 Nordlock
23	503060	5	Washer	M12 Nordlock
24	503055	25	Washer	M8 Nordlock
25	602090	1	Plug	M22x1.5
26	515022	2	Cylinder pin	Ø 12x36
27	515010	4	Cylinder pin	Ø 6x20
28	016774	2	Cylinder pin	Ø 10
29	515013	1	Tension pin	6x32 FRP
30	5110031	1	Steel ball	
31	526014	1	Spring	



06 / 053

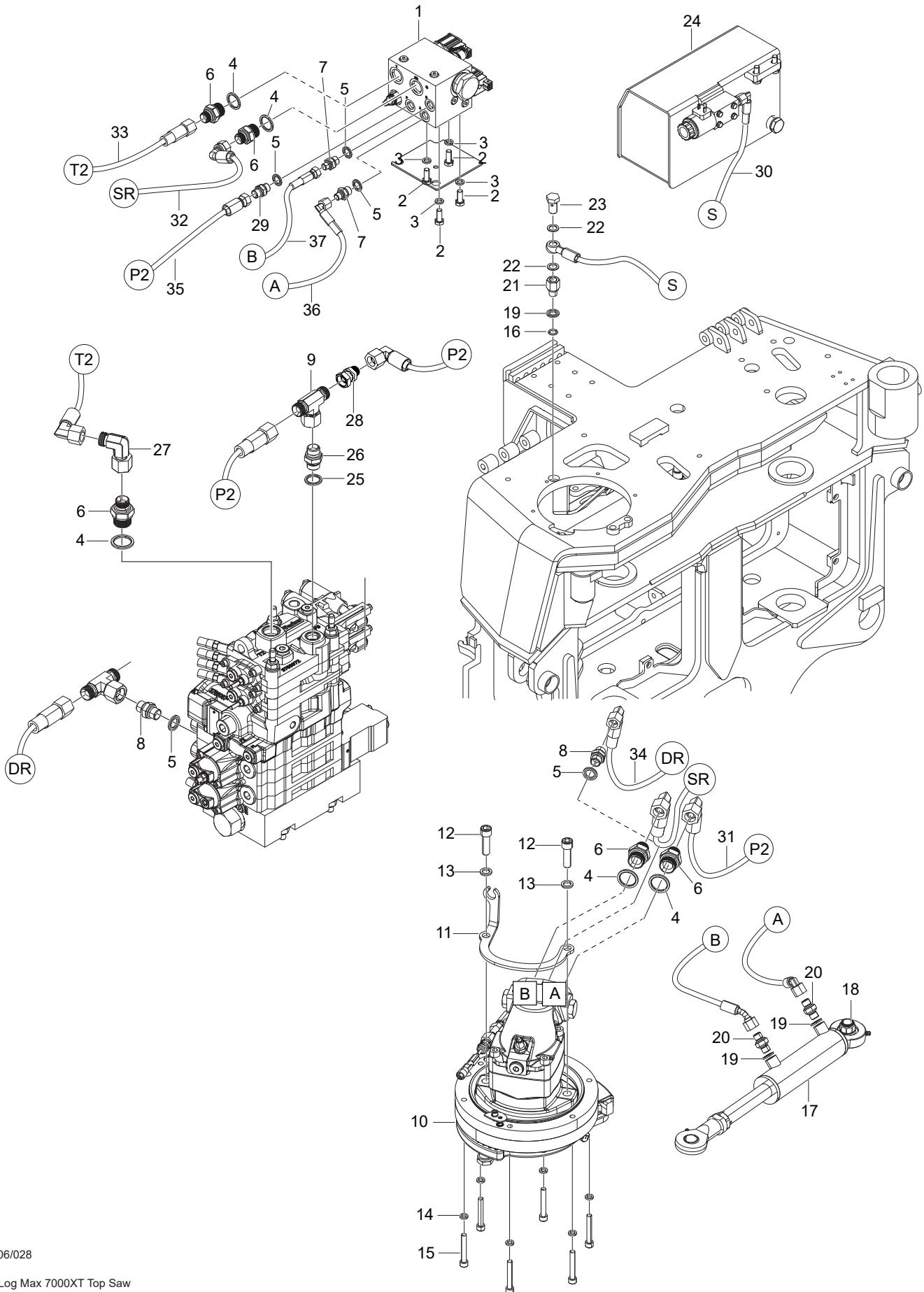
Log Max Säg 98XL

Structure				
Pos.	Part no.	Quantity	Description	Specification
32	602106	1	Plug	R 1/8" Conical / Konisk
33	543038	2	O-ring	180.0x3.0
34	540070	2	O-ring	13.3x2.4
35	513026	1	Screw	SK6SS 5x10
36	613017	1	Orifice	M6 – 2.5 mm
37	508100	1	Bearing unit	
38	513040	1	Screw	P6SS M6x6
39	609119	1	Saw motor	F11 – 19
	554232	1	Seal kit	
40	549103	1	Sprocket	F11 – 19 / 12
41	514051	14	Magnet	6x5
42	016522	1	Adapter plate	
43	515017	3	Tension pin	13x12 FRP

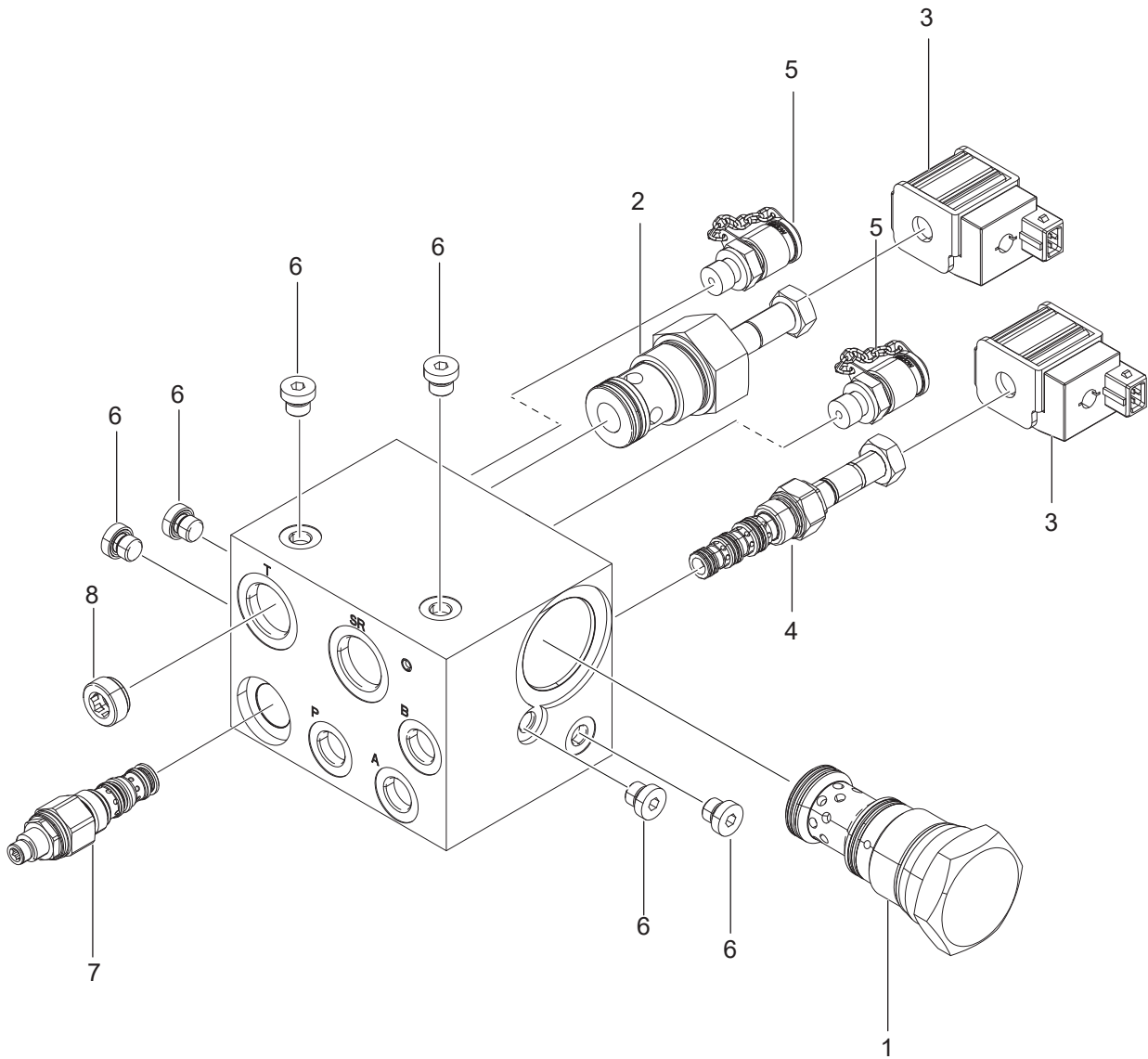


Saw hydraulics, top saw

Structure 006125-2				
Pos.	Part no.	Quantity	Description	Specification
1	017724	1	Manifold	
2	500068	4	Screw	M6S M10x25 8.8 FZB
3	503057	4	Washer	M10 Nordlock
4	601104	5	Bonded seal	3/4"
5	601102	5	Bonded seal	3/8"
6	601037	5	Adapter	R 1/2" UF – R 3/4" UF
7	601029	2	Adapter	R 1/4" UF – R 3/8" UF
8	601032	3	Adapter	R 3/8" – R 3/8"
9	601017	1	T-adapter	UF / IM / UF BSP – 08
10	032113 - MEKAN	1	Saw unit	F11 – 19
11	015743	1	Bracket	
12	501111	2	Screw	MC6S M12x40 12.9
13	503060	2	Washer	M12 Nordlock
14	503055	6	Washer	M8 Nordlock
15	501076	6	Screw	MC6S M8x55 12.9
16	540070	1	O-ring	13.3x2.4
17	015669	1	Hydraulic cylinder	Ø 40/25 – 106
18	502705	1	Nut	M16 Locking Low / Låg
19	601101	3	Bonded seal	1/4"
20	601028	2	Adapter	R 1/4" UF – R 1/4" UF
21	602055	1	Adapter	R 1/4" – R 1/4" UF – IF
22	601200	2	Copper seal	13x19x1.5
23	601060	1	Banjo screw	R 1/4"
24	006118	1	Chain oil tank	Upper / Övre
25	601103	1	Bonded seal	1/2"
26	601036	1	Adapter	R 1/2" UF – R 1/2" UF
27	602026	1	Elbow	R 1/2" UF – IF 90
28	601243	1	Adapter	R 1/2" UF – IR
29	601033	1	Adapter	R 3/8" UF – R 1/2" UF
30	645383	1	Hydraulic hose	
31	645759	1	Hydraulic hose	
32	645760	1	Hydraulic hose	



Structure				
Pos.	Part no.	Quantity	Description	Specification
33	645761	1	Hydraulic hose	
34	645762	1	Hydraulic hose	
35	645763	1	Hydraulic hose	
36	645764	1	Hydraulic hose	
37	645765	1	Hydraulic hose	

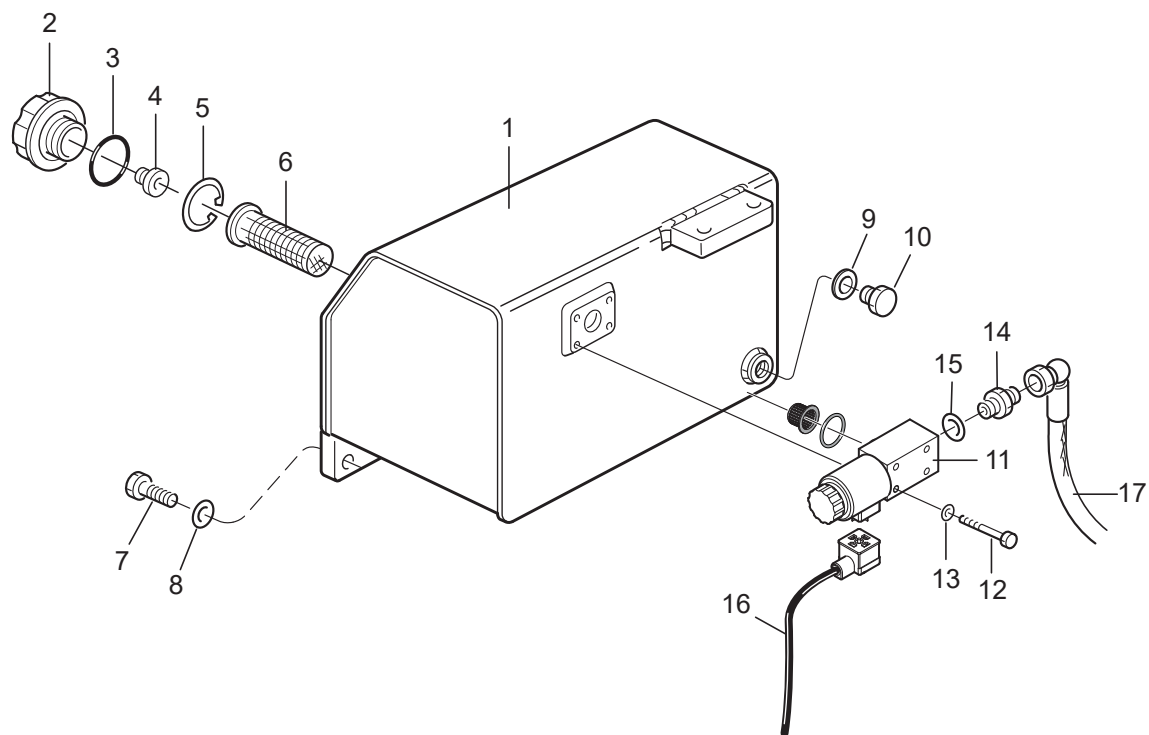


06/029

Log Max 7000XT Top Saw/ 7000XT Fixed Head/ 10000XT

Manifold top saw

Structure 017724				
Pos.	Part no.	Quantity	Description	Specification
1	612131	1	Logic element	20 bar
2	612132	1	Directional valve	
3	612133	2	Solenoid	
4	612134	1	Directional valve	
5	601261	2	Test point	
6	601000	6	Hex plug	1/8 R
7	611206	1	Pressure reducer	
8	613112	1	Orifice	G 1/2 8.3

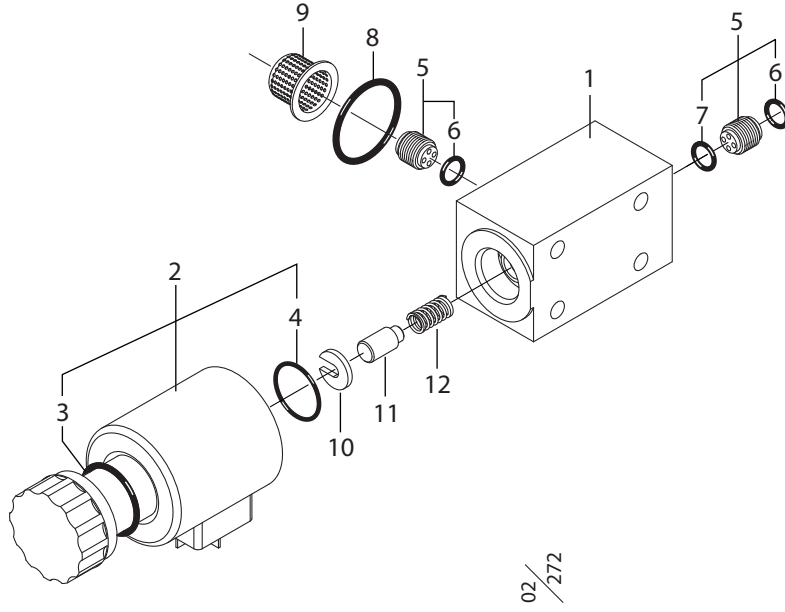


06/023

Log Max 7000XT/10000XT

Upper chain oil tank

Structure 006118				
Pos.	Part no.	Quantity	Description	Specification
1	015309	1	Lubrication tank	
2	014366	1	Filling cap cmpl.	Gold / Guld
3	543028	1	O-ring	44.04x3.53 Viton
4	624018	1	Breather	R 1/4"
5	517238	1	Circlip	SGH 45
6	013545	1	Strainer	
7	500069	4	Screw	M6S M10x30 8.8 FZB
8	503075	4	Washer	M10 Nordlock Wide / Stor
9	601103	1	Bonded seal	1/2"
10	015642	1	Magnetic plug	1/2"
11	033027	1	Pump cmpl.	
12	500029	4	Screw	M6S M6x45 8.8 FZB
13	503065	4	Washer	M6 Nordlock
14	601028	1	Adapter	R 1/4" UF – R 1/4" UF
15	601101	1	Bonded seal	G 1/4"
16	401233	1	Cable	"28" Log Mate 510
	402042	2	Socket	0.5 – 1 mm
	401233	1	Cable	"28" Log Mate 402 IT
17	645383	1	Hydraulic hose	



02/
272

Log Max - Pump Easy Greasy

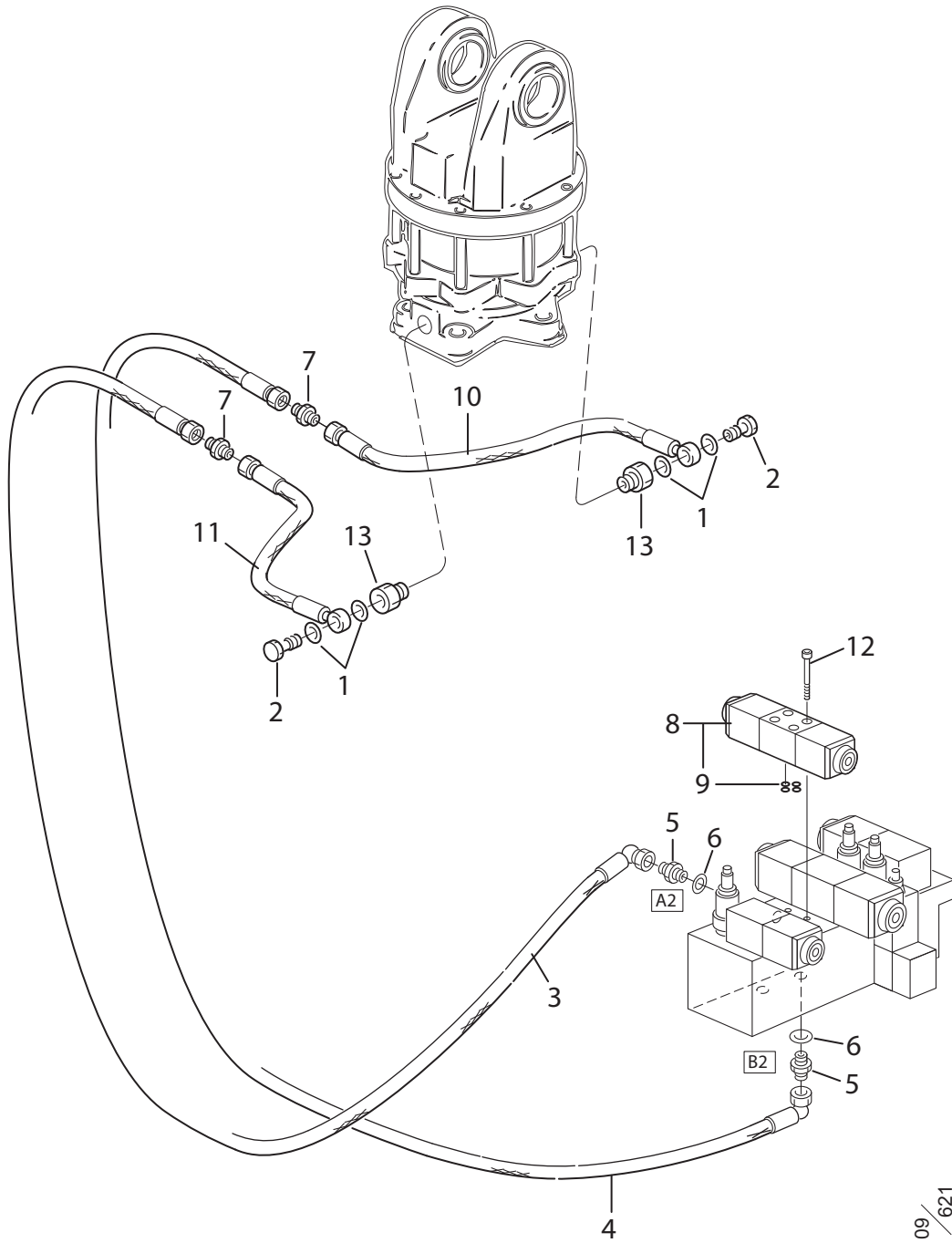
Upper chain lubrication

Structure 033027				
Pos.	Part no.	Quantity	Description	Specification
1	016282	1	Pump housing	
2	613062	1	Solenoid	24 V
3	540120	1	O-ring	21.82x3.53
4	540121	1	O-ring	17.17x1.78
5	617016	2	Check valve	
6	543013	2	O-ring	9.5x1.0 Black / Svart
7	543057	1	O-ring	9.0x1.0 Green / Grön
8	543012	1	O-ring	27.6x2.4
9	620302	1	Strainer	
10	016426	1	Spacer	
11	010897	1	Piston	0.20 ccm
12	526005	1	Spring	

Saw bar and chain, saw 98XL

Structure				
Pos.	Part no.	Quantity	Description	Specification
	549418-160	1	Saw bar	Z=12, L=600mm
	549518-064	1	Saw bar	Z=12, L=640mm
	549018-071	1	Saw chain	71
	549018-074	1	Saw chain	74

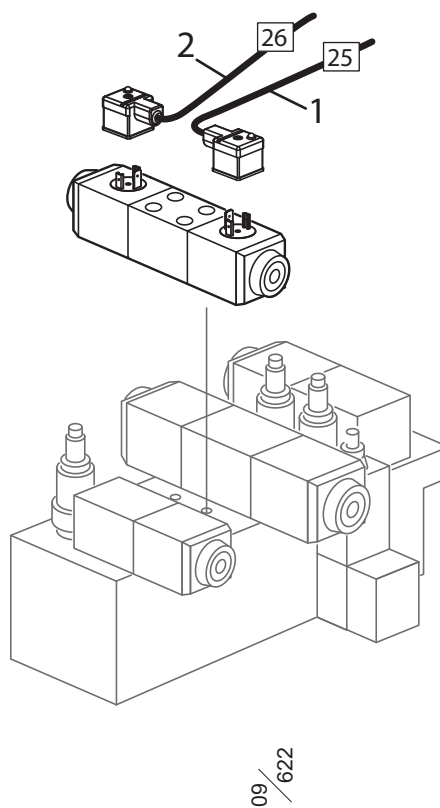
Rotators



09/621

Rotator control, valve

Structure 047137				
Pos.	Part no.	Quantity	Description	Specification
1	601200	4	Copper seal	13x19x1.5
2	601060	2	Banjo screw	R 1/4"
3	645493	1	Hydraulic hose	
4	645494	1	Hydraulic hose	
5	601029	2	Adapter	R 1/4" UF – R 3/8" UF
6	601102	2	Bonded seal	3/8"
7	601028	2	Adapter	R 1/4" UF – R 1/4" UF
8	612029	1	Directional valve	24 V Proportional / Proportionell
9	540038	4	O-ring	9.25x1.78
10	645496	1	Hydraulic hose	
11	645495	1	Hydraulic hose	
12	501031	4	Screw	MC6S M5x30 12.9
13	602059	2	Adapter	R 1/2" – R 1/4" UF-IF

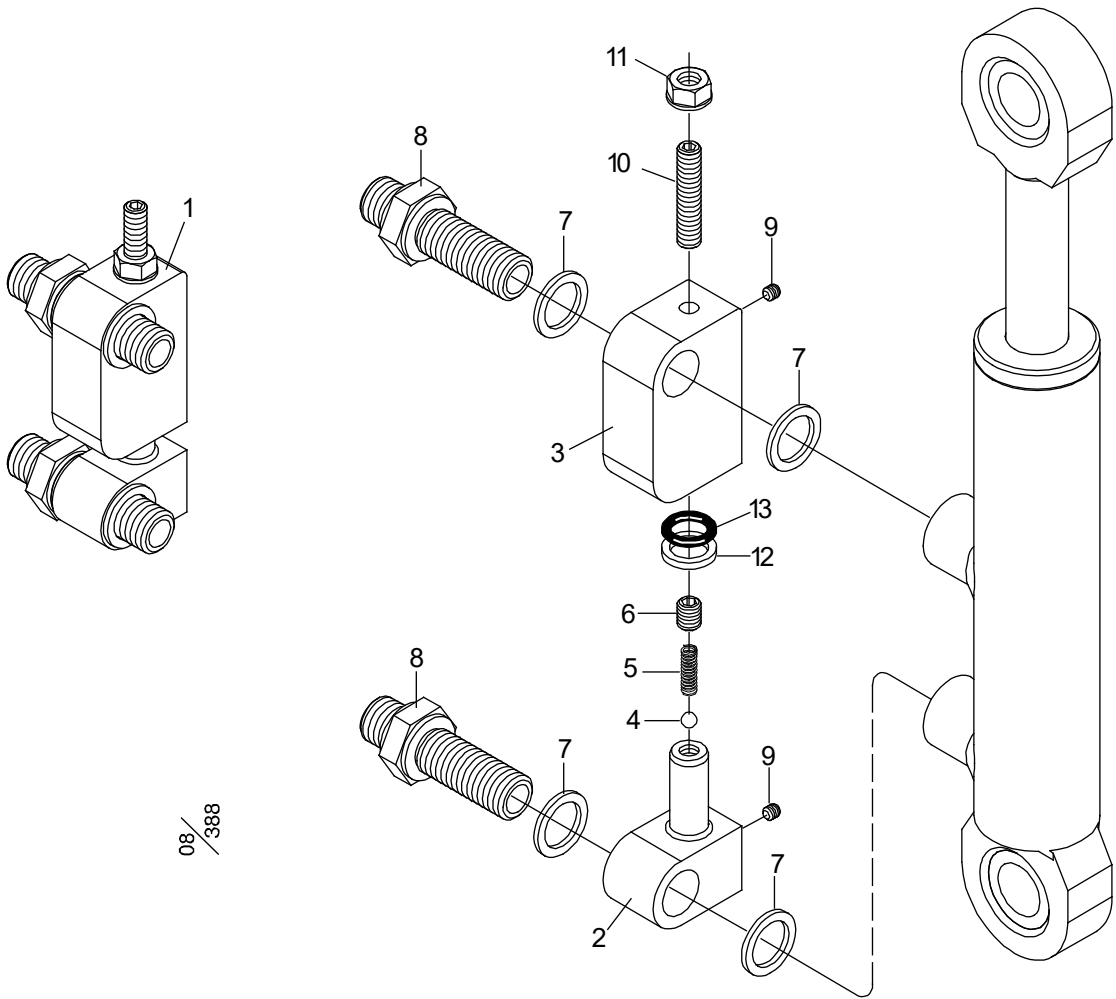


Log Max 6000/ 7000 - El rotatorstyrning

Electrical system

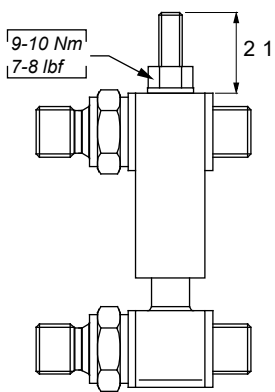
Structure 047137				
Pos.	Part no.	Quantity	Description	Specification
1	401232	1	Cable	"25", Log Mate 500, IT/PC
2	401232	1	Cable	"26", Log Mate 500, IT/PC

Accessories

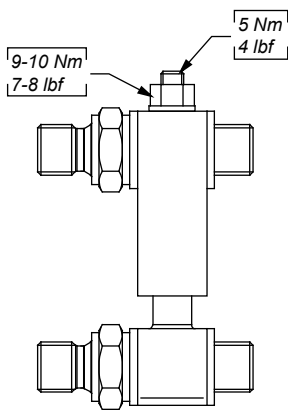


08/388

Vinter / Winter

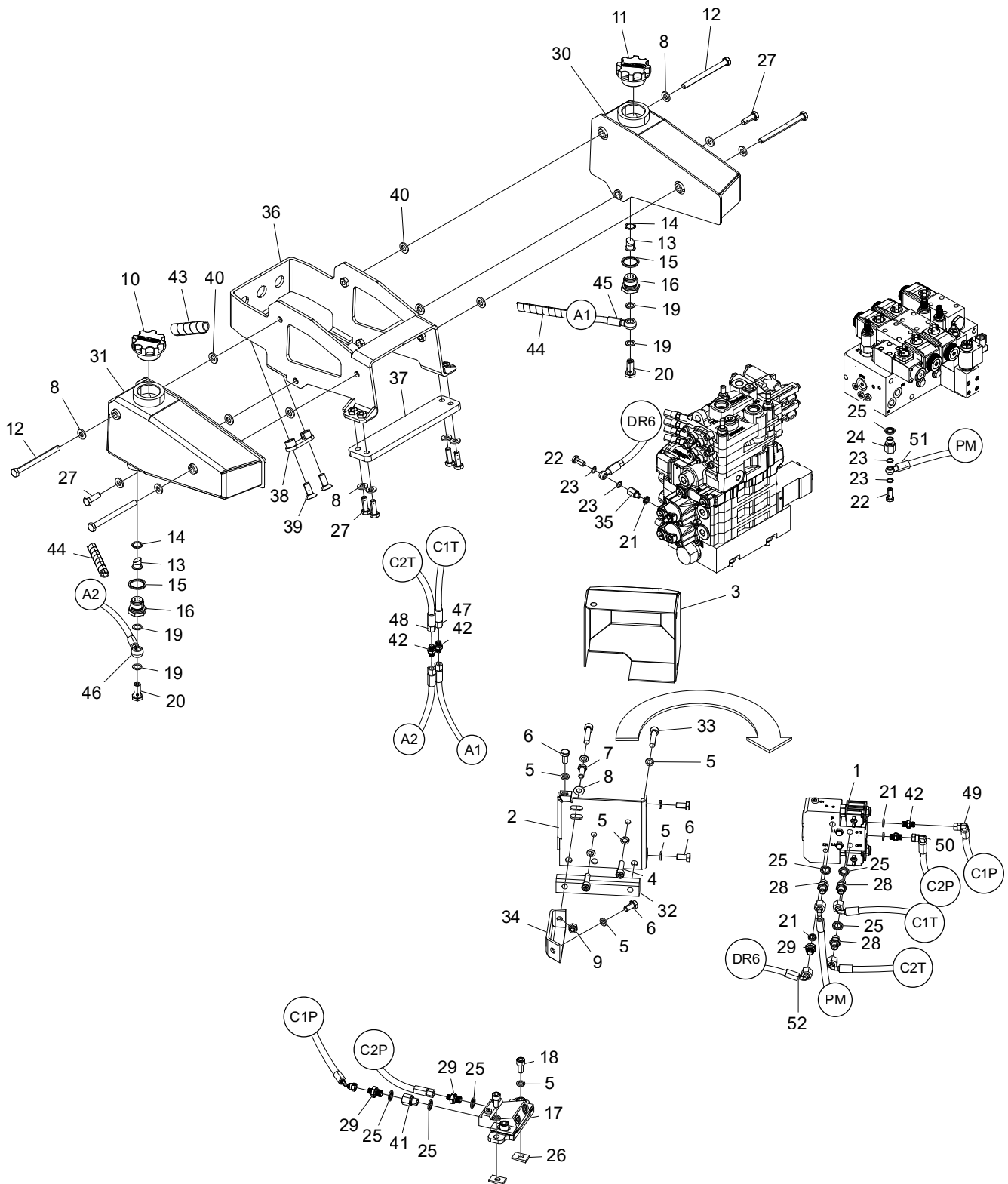


Sommar / Summer



Bypass valve

Structure 039119				
Pos.	Part no.	Quantity	Description	Specification
1	031070	1	Bypass valve cmpl.	
2	017342	1	Nipple	
3	017343	1	Seal retainer	
4	511003	1	Steel ball	RB-4
5	526014	1	Spring	
6	013734	1	Restrictor	Ø 0.7 mm
7	601101	4	Bonded seal	1/4"
8	013691	2	Bulkhead	R1/4"
9	519059	2	Expander	Ø 0.3 mm
10	513046	1	Screw	P6SS M6x30
11	519062	1	Nut	M6
12	546005	1	Support ring	10 – 14
13	540066	1	O-ring	9.3x2.4

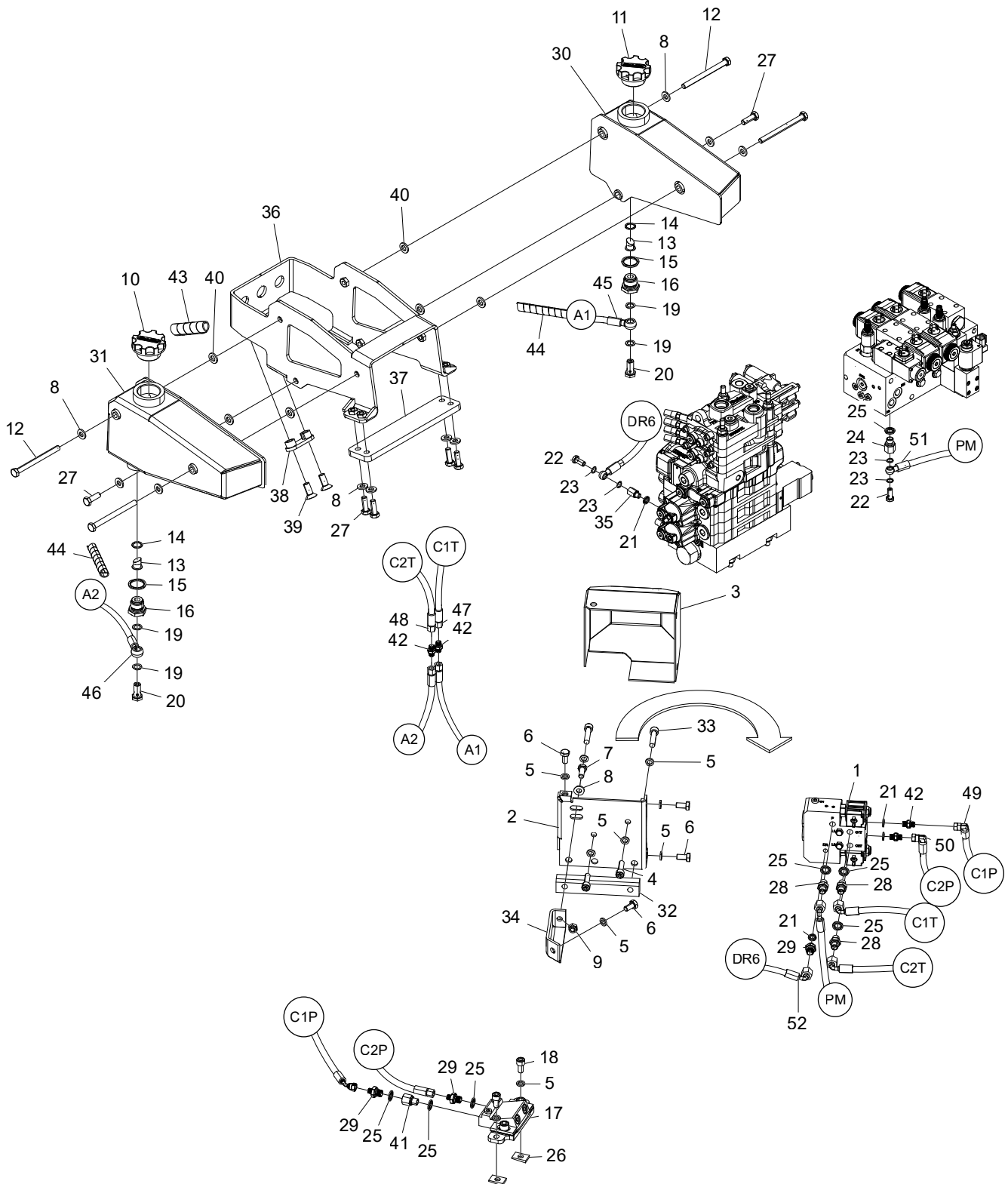


09/032

Log Max 7000XT - Färgmärkning

Color marking equipment

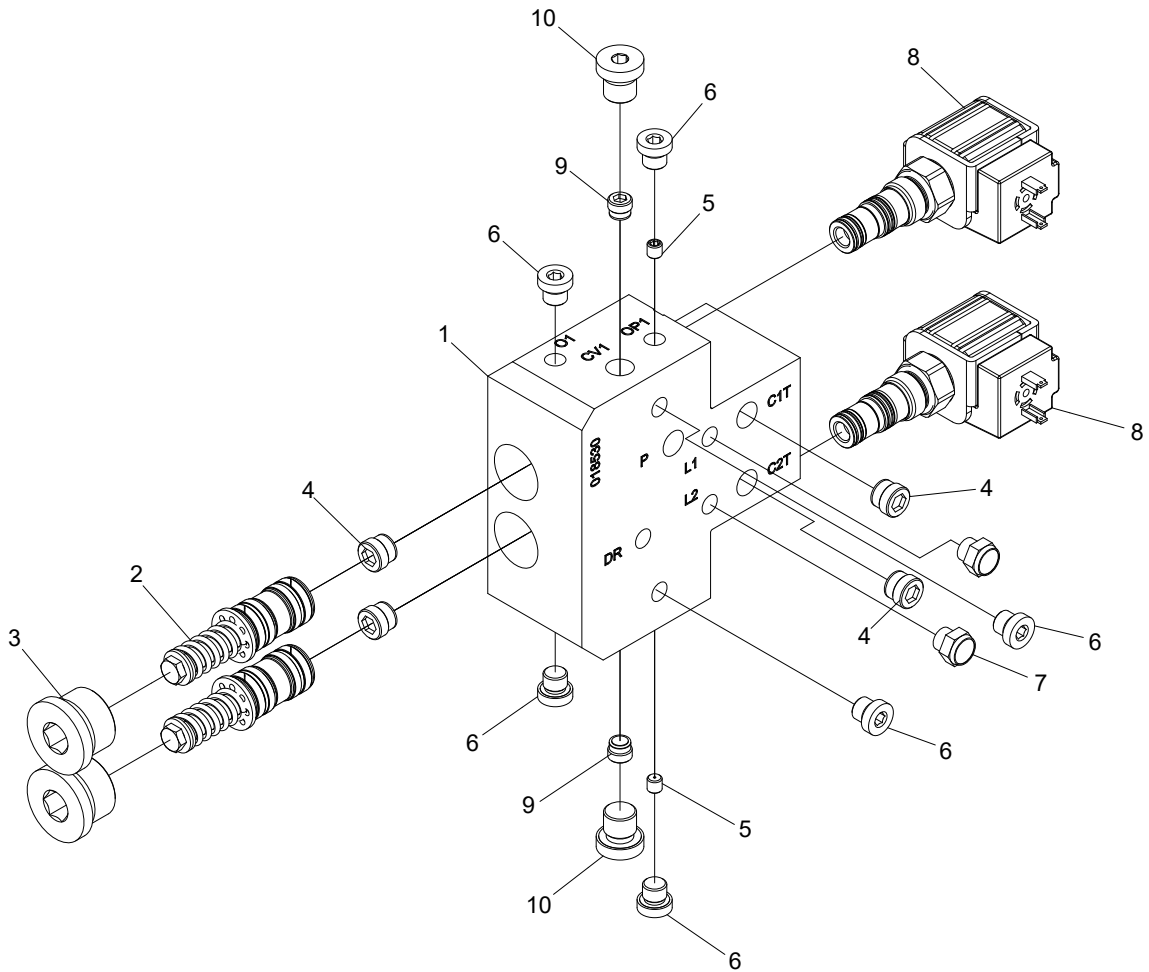
Structure 044140, 044141				
Pos.	Part no.	Quantity	Description	Specification
1	018531	1	Color pump	
2	018335	1	Chassi	
3	017734	1	Cap	
4	501091	2	Screw	MC6S M10x35 12.9
5	503057	10	Washer	M10 Nordlock
6	500066	4	Screw	M6S M10x20 8.8 FZB
7	500068	1	Screw	M6S M10x25 8.8 FZB
8	503075	11	Washer	M10 Nordlock Wide / Stor
9	502055	1	Nut	M10 Locking Low / Låg
10	017327	1	Filling cap cmpl.	Blue / Blå
11	017326	1	Filling cap cmpl.	Red / Röd
12	500083	4	Screw	M6S M10x120 8.8 FZB
13	620302	2	Strainer	
14	543048	2	O-ring	16.3x2.4 Viton
15	601104	2	Bonded seal	3/4"
16	015941	2	Adapter	G 3/4" – 1/4"
17	609074	1	Manifold cmpl.	
18	501087	2	Screw	MC6S M10x20 12.9
19	601200	4	Copper seal	13x19x1.5
20	601704	2	Banjo screw	G 1/4"
21	601100	4	Bonded seal	1/8"
22	601701	2	Banjo screw	G 1/8"
23	601203	4	Copper seal	10x14x1.0
24	602086	1	Adapter	1/4" – 1/8" UF – IF
25	601101	7	Bonded seal	1/4"
26	016295	2	Wedge	If required / Vid behov
27	500069	6	Screw	M6S M10x30 8.8 FZB
28	601028	3	Adapter	R 1/4" UF – R 1/4" UF
29	601026	3	Adapter	R 1/8" UF – R 1/4" UF
	601026	5	Adapter	R 1/8" UF – R 1/4" UF
30	015754	1	Color tank	Left / Vänster
31	015755	1	Color tank	Right / Höger
32	016251	1	Spacer	



09/032

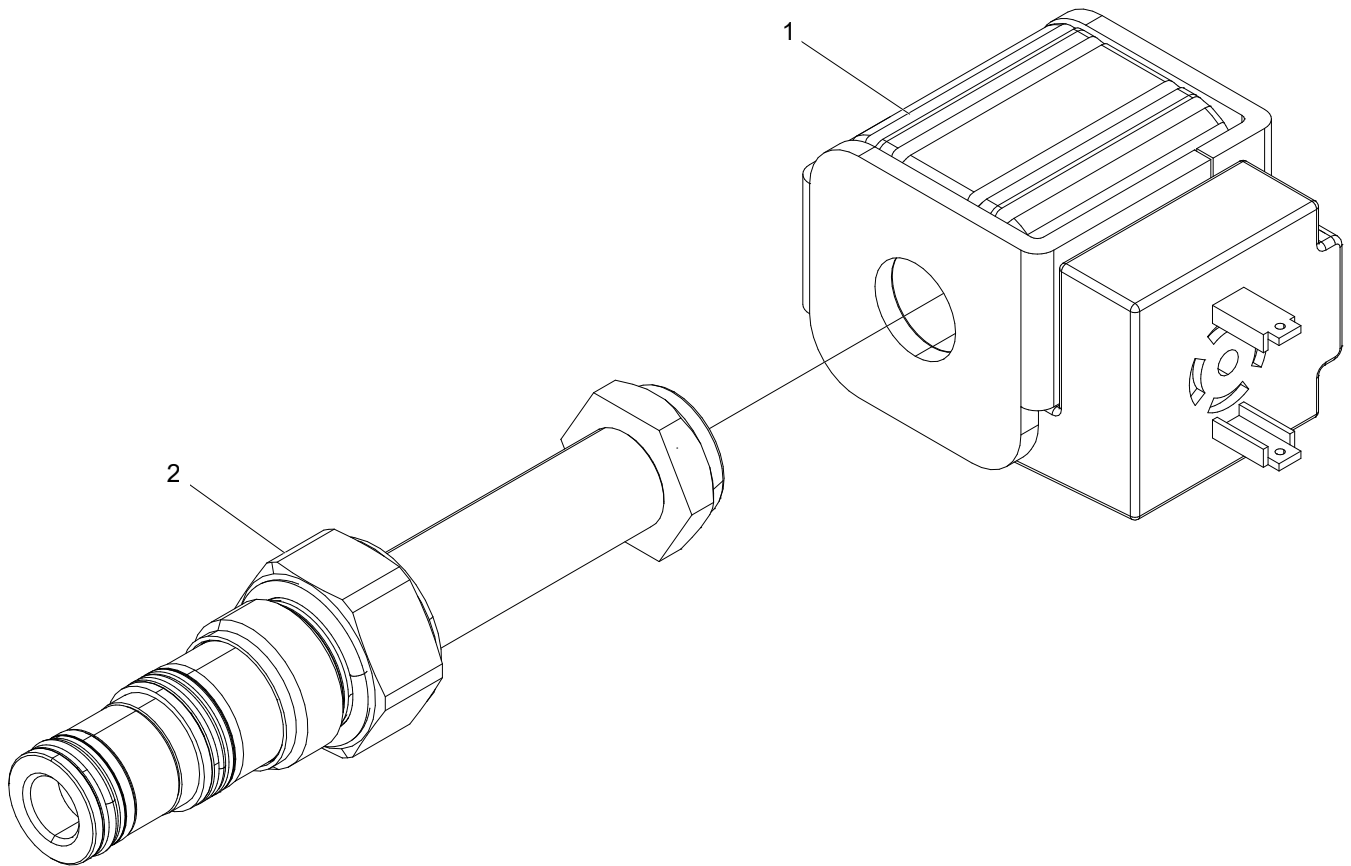
Log Max 7000XT - Färgmärkning

Structure				
Pos.	Part no.	Quantity	Description	Specification
33	501093	2	Screw	MC6S M10x45 12.9
34	016250	1	Bracket	
35	602083	1	Adapter	1/8" – 1/8" IF – UF
36	016431	1	Bracket	
37	016444	1	Bracket plate	
38	014482	1	Clamp	
39	504066	2	Screw	MF6S M12x30 10.9
40	014117-3	6	Spacer	
41	602055	1	Adapter	R 1/4" – R 1/4" UF – IF
42	601025	4	Adapter	R 1/8" UF – R 1/8" UF
	601025	2	Adapter	R 1/8" UF – R 1/8" UF
43	615049	1	Hose cover	1.8 M
	615049	1	Hose cover	2.1 M
44	615055	2	Hose cover	0.3 M
45	645743	1	Hydraulic hose	
	645751	1	Hydraulic hose	
46	645744	1	Hydraulic hose	
	645752		Hydraulic hose	
47	645745	1	Hydraulic hose	
	645753	1	Hydraulic hose	
48	645746	1	Hydraulic hose	
	645754	1	Hydraulic hose	
49	645747	1	Hydraulic hose	
	645755	1	Hydraulic hose	
50	645748	1	Hydraulic hose	
	645756	1	Hydraulic hose	
51	645741	1	Hydraulic hose	
	645749	1	Hydraulic hose	
52	645742	1	Hydraulic hose	
	645750	1	Hydraulic hose	



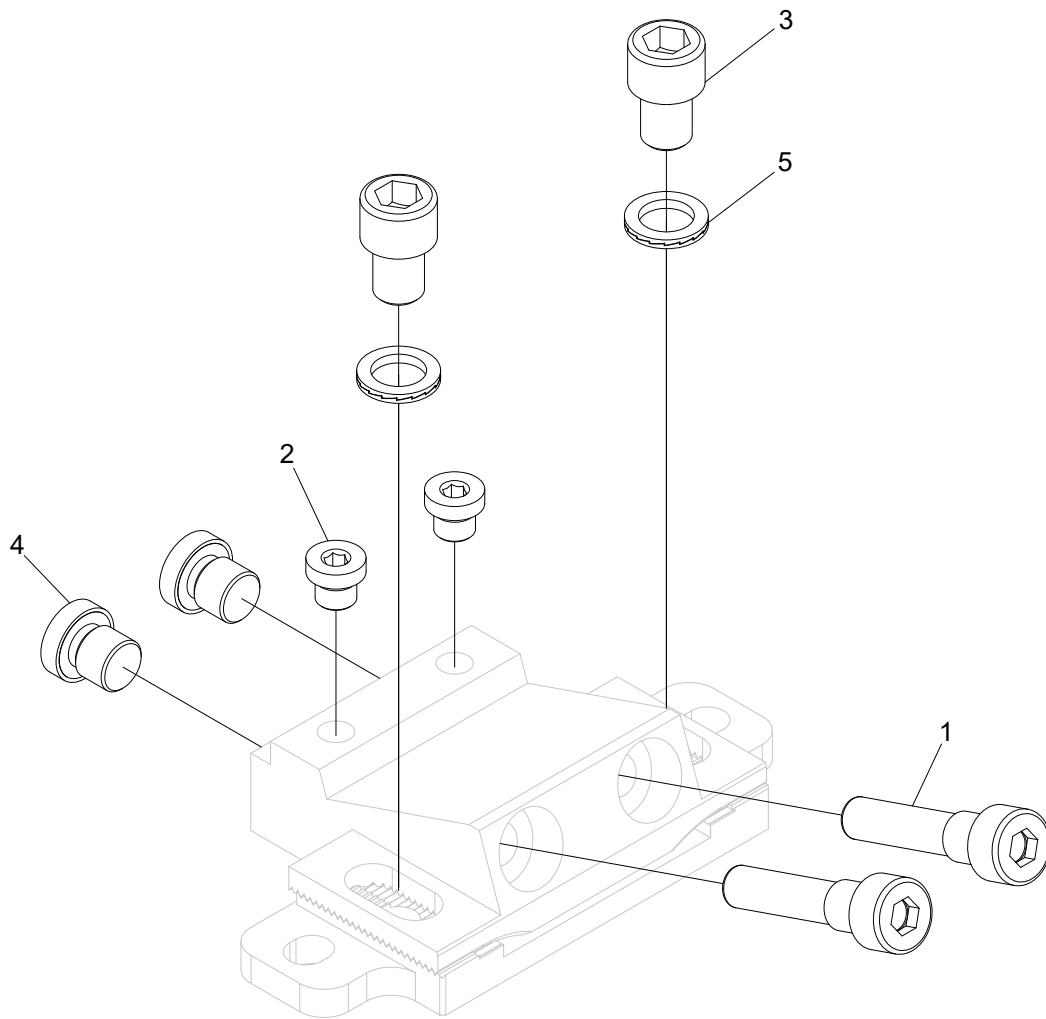
Color marking pump

Structure 018531				
Pos.	Part no.	Quantity	Description	Specification
1	018530	1	Manifold	
2	018331	2	Piston	
3	601004	2	Hex plug	3/4"
4	617024	4	Check valve	RB1
5	613014	2	Orifice	M6x1,0
6	601000	6	Hex plug	1/8"
7	602317	2	Filter plug	1/8"
8	612097	2	Valve	
9	617049	2	Check valve	RB0
10	601001	2	Hex plug	1/4"



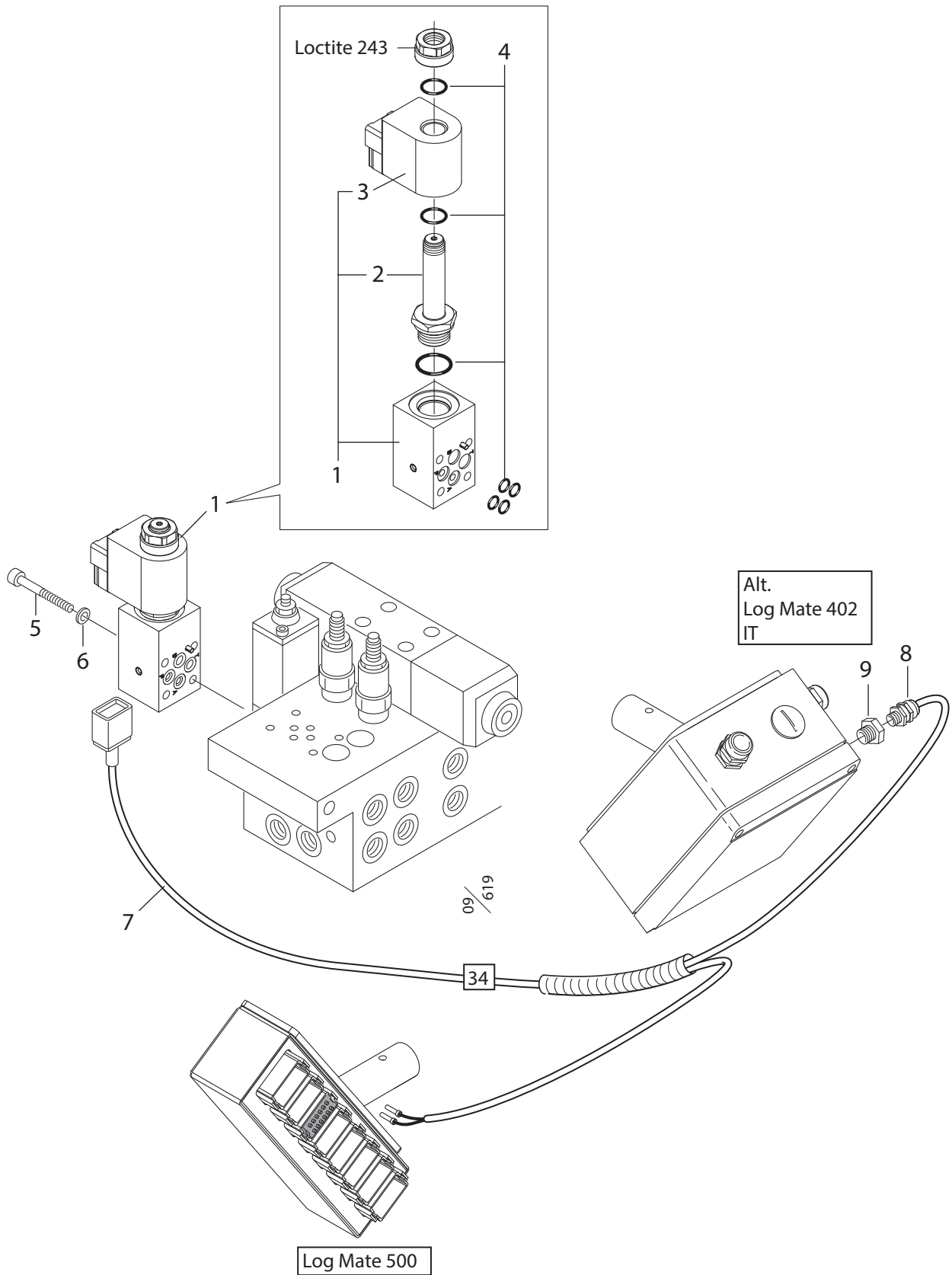
Valve

Structure 612097				
Pos.	Part no.	Quantity	Description	Specification
1	612094	1	Solenoid	
2	612106	1	Directional valve	



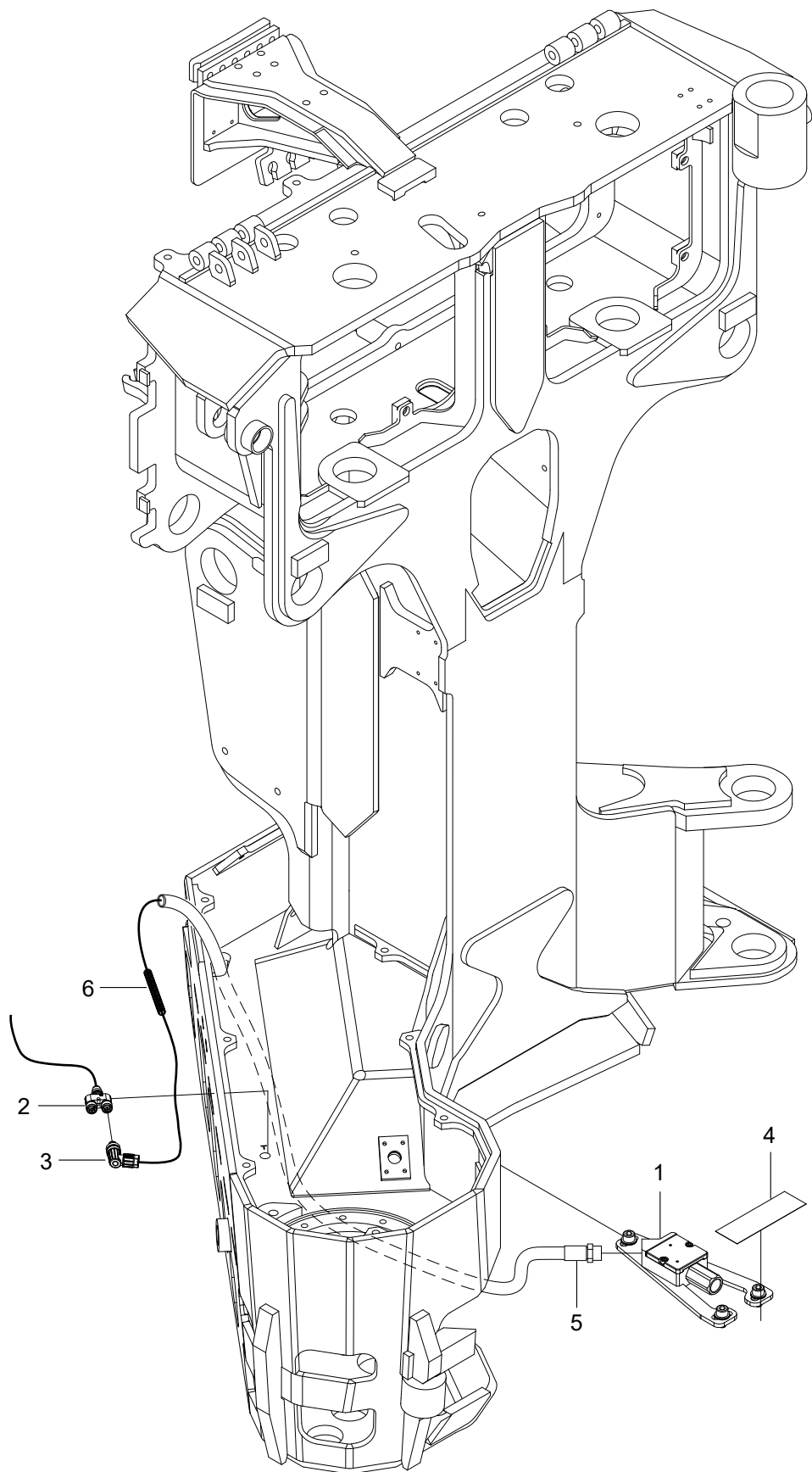
Color marking manifold

Structure 609074				
Pos.	Part no.	Quantity	Description	Specification
1	609076	2	Nozzle	
2	601000	2	Hex plug	1/8"
3	501130	2	Screw	M12x16 12.9
4	601001	2	Hex plug	1/4"
5	503060	2	Washer	NL12



Electrical controlled measuring wheel

Structure 045053, 045054				
Pos.	Part no.	Quantity	Description	Specification
1	612090	1	Manifold cmpl.	
2	612091	1	Valve	
3	612092	1	Solenoid	24V
4	612095	1	Seal kit	
5	501038	4	Screw	MC6S M5x65 12.9
6	503066	4	Washer	M5 Nordlock
7	671311	1	Cable	"34" Log Mate 500
	671308	1	Cable	"34" Log Mate 402, IT
8	401770	1	Cable sleeve	PG 9
9	401769	1	Reductor	PG 16 – PG 9

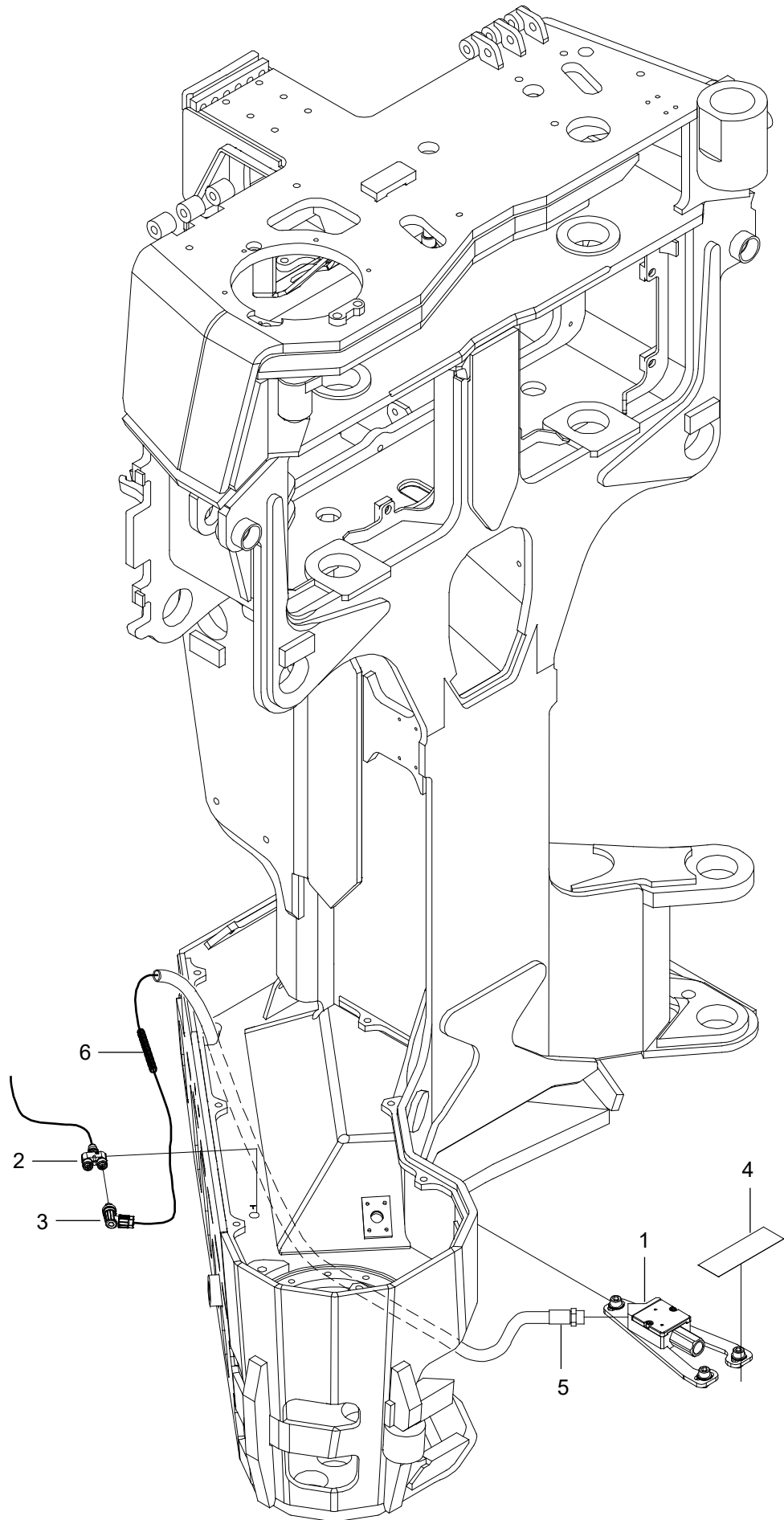


09/072

Log Max 7000XT - Find End

Find End Laser - XT

Structure 047092				
Pos.	Part no.	Quantity	Description	Specification
1	018678	1	Find End assembly	
2	402314	1	Connector	
3	402315	1	Cable housing	5 – pin / 5 – pol
4	519192	1	Decal	Laser
5	645776	1	Protective hose	
6	615026	1	Protective hose	Ø10x6.2

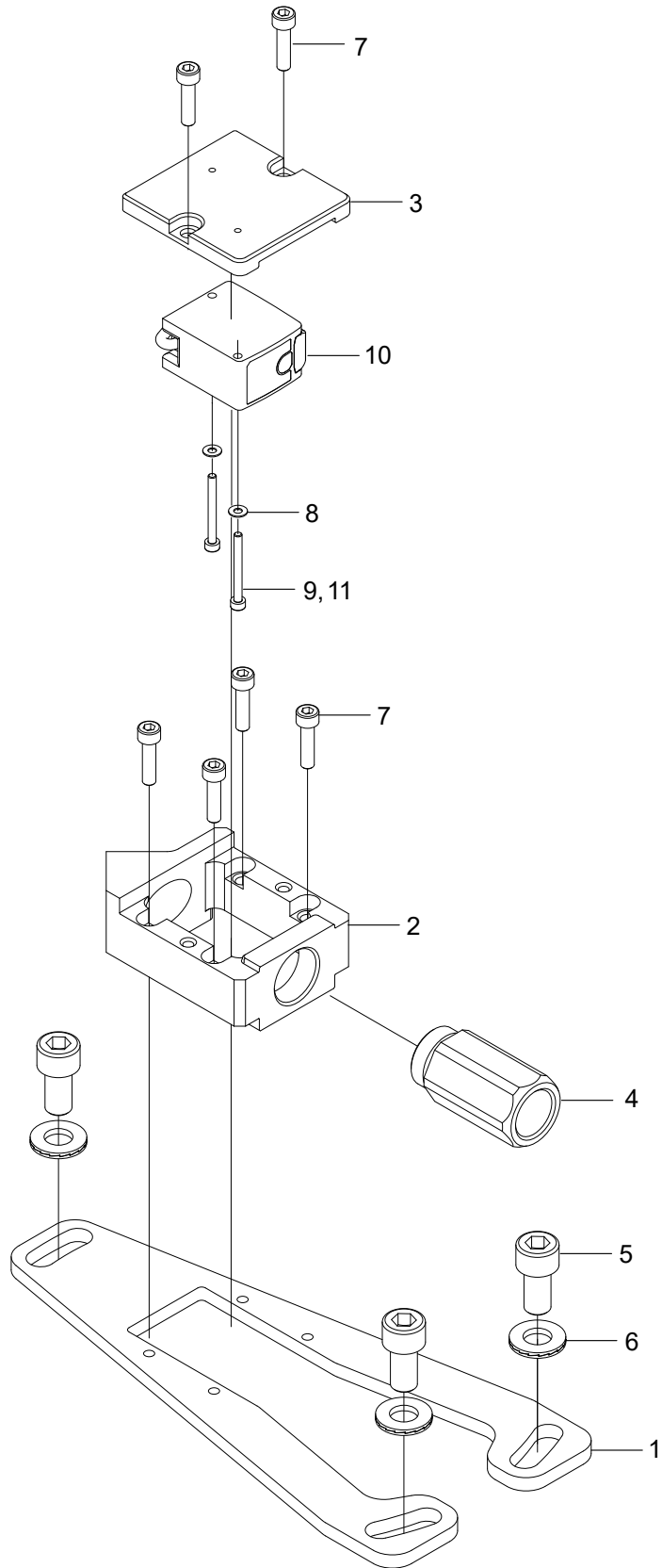


09/073

Log Max 7000XTTS - Find End

Find End Laser - XT top saw

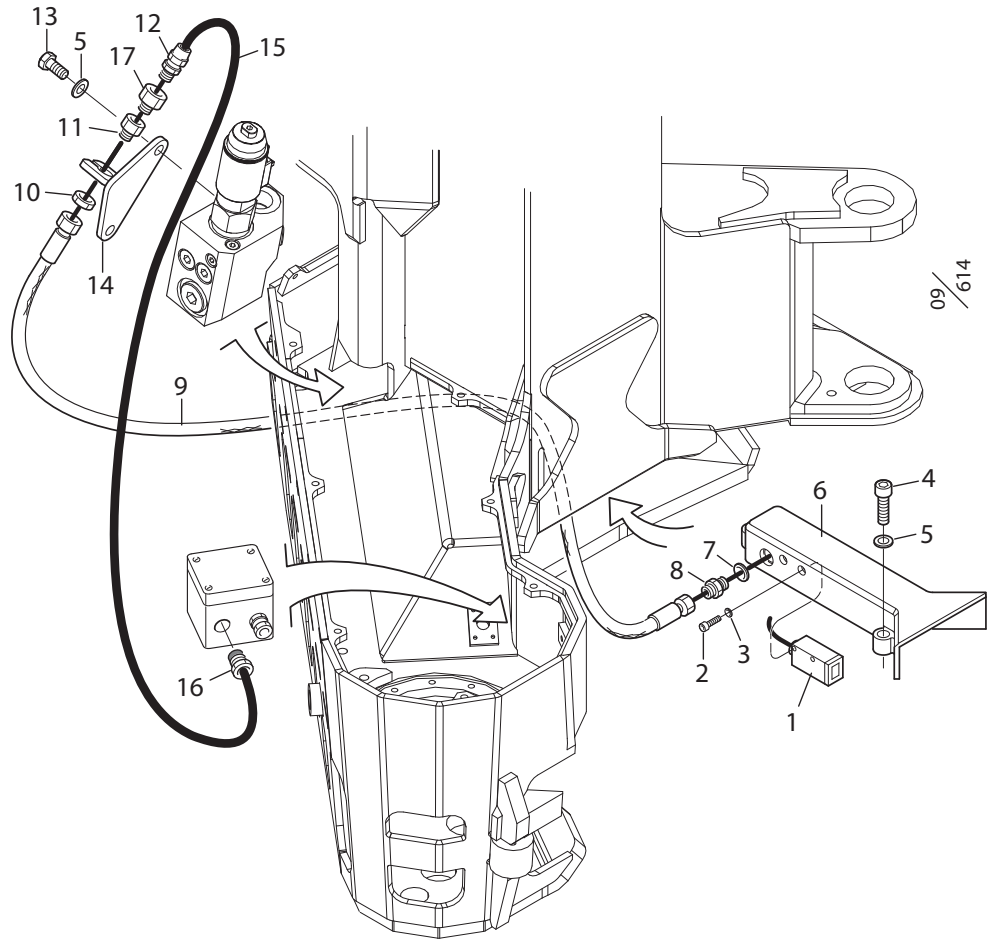
Structure 047093				
Pos.	Part no.	Quantity	Description	Specification
1	018678	1	Find End assembly	
2	402314	1	Connector	
3	402315	1	Cable housing	5 – pin / 5 – pol
4	519192	1	Decal	Laser
5	645777	1	Protective hose	
6	615026	1	Protective hose	Ø10x6.2



09/074

Find End assembly, XT & XT top saw

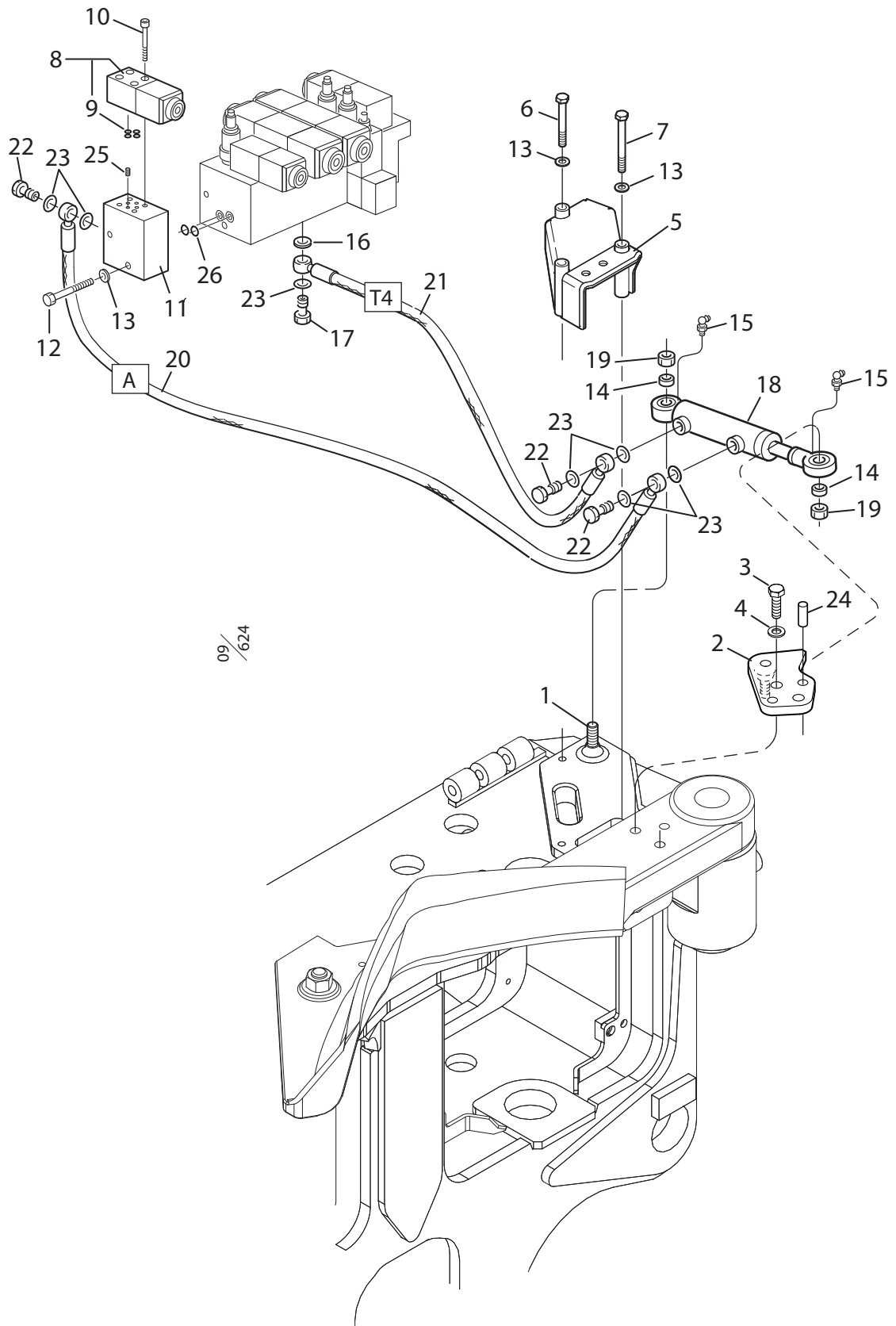
Structure 018678				
Pos.	Part no.	Quantity	Description	Specification
1	018677	1	Bracket	
2	018670	1	Housing	
3	018671	1	Cover	
4	018679	1	Cover	
5	501087	3	Screw	MC6S M10x20 12.9
6	503075	3	Washer	M10 Nordlock Wide / Stor
7	501029	6	Screw	MC6S M5x20 12.9
8	503001	2	Washer	BRB FZB 3.2x6x0.5
9	501004	2	Screw	MC6S M3x30 12.9
10	401320	1	Laser sensor	
11		2	Loctite 243	



Log Max 7000XT - Find End

Find End, photocell

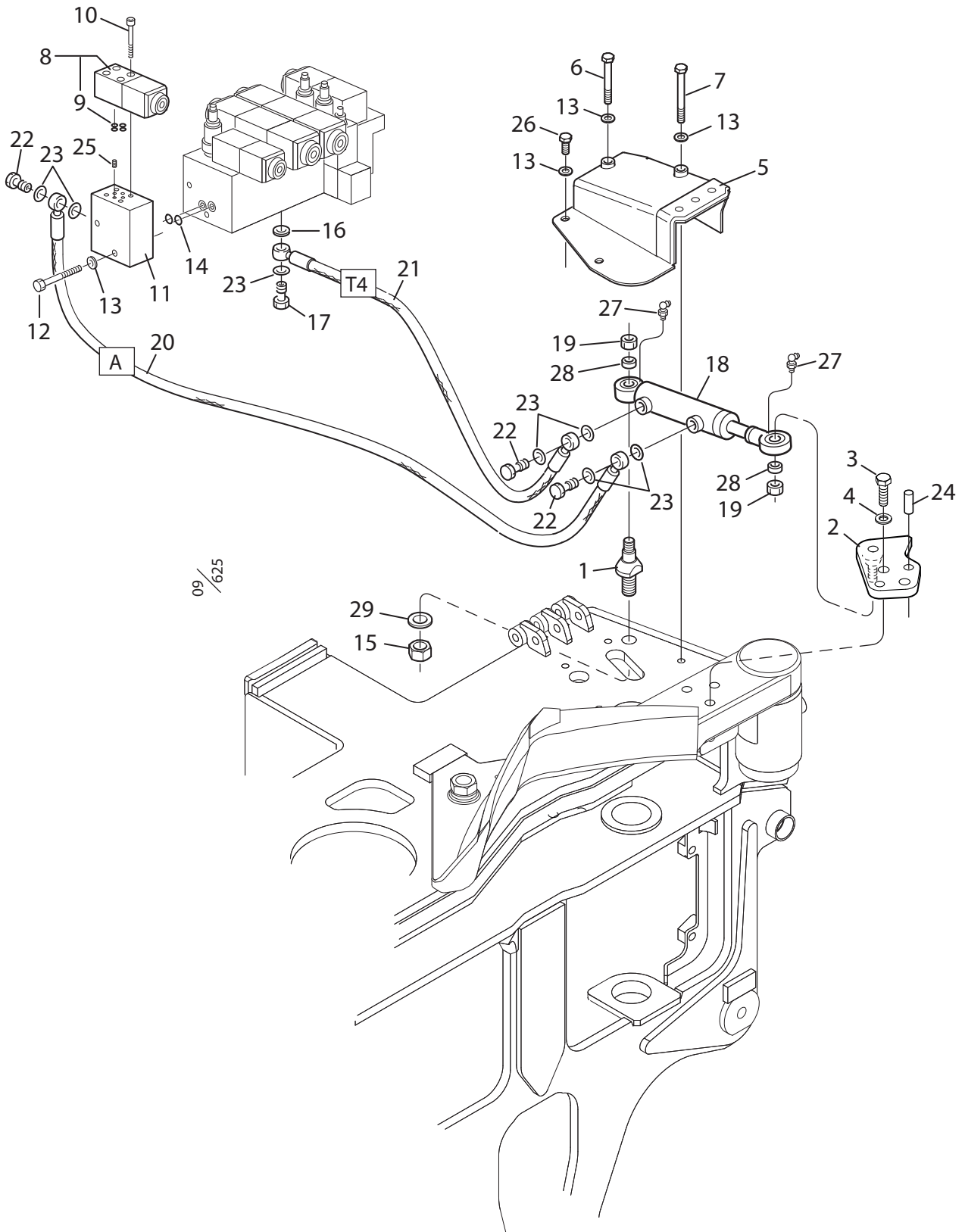
Structure 047083				
Pos.	Part no.	Quantity	Description	Specification
1	401865	1	Photo cell	
2	501015	2	Screw	MC6S M4x16 12.9
3	503067	2	Washer	M4 Nordlock
4	501091	3	Screw	MC6S M10x35 12.9
5	503057	5	Washer	M10 Nordlock
6	016521	1	Bracket	
7	601102	1	Bonded seal	3/8"
8	601032	1	Adapter	R 3/8" – R 3/8"
9	645350	1	Hydraulic hose	
10	601249	1	Nut	3/8"
11	014287	1	Bulk head	R 3/8"
12	401772	1	Cable sleeve	PG 11
13	500069	2	Screw	M6S M10x30 8.8 FZB
14	016476	1	Bracket	
15	615021	Erf.	Protection hose	150 cm
16	401157	1	Cable sleeve	PG 16
17	401081	1	Adapter	PG 9 – PG 11



09/624

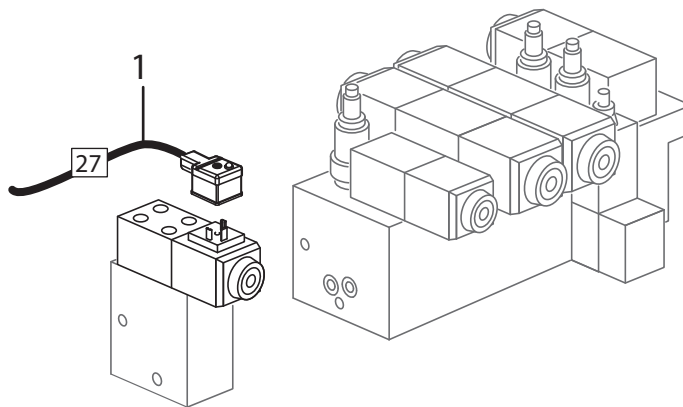
Hydraulic upper knife without top saw

Structure 047029				
Pos.	Part no.	Quantity	Description	Specification
1	010846	1	Pin	L=48 mm
2	013431	1	Bracket	
3	500090	2	Screw	M6S M12x25 8.8 FZB
4	503060	2	Washer	M12 Nordlock
5	016425	1	Cover	
6	500078	1	Screw	M6S M10x75 8.8 FZB
7	500081	2	Screw	M6S M10x100 8.8 FZB
8	612057	1	Directional valve	24 V
9	540037	4	O-ring	7.65x1.68
10	501033	4	Screw	MC6S M5x40 12.9
11	013865	1	Manifold	
12	500074	2	Screw	M6S M10x55 8.8 FZB
13	503057	5	Washer	M10 Nordlock
14	010170	2	Spacer	
15	625005	2	Grease nipple	M6 – 90°
16	602114	1	Seal ring	1/4"
17	601068	1	Banjo screw	R 1/4"
18	015462	1	Hydraulic cylinder	Ø 25/16 – 45
19	502056	2	Nut	M12 Locking Low / Låg
20	645732	1	Hydraulic hose	
21	645731	1	Hydraulic hose	
22	601060	3	Banjo screw	R 1/4"
23	601200	7	Copper seal	13x19x1.5
24	515011	2	Cylinder pin	12x30
25	613031	1	Orifice	M5 – 1.0mm
26	619057	2	O-ring	12.42x1.78



Hydraulic upper knife with top saw

Structure 047030				
Pos.	Part no.	Quantity	Description	Specification
1	013433	1	Pin	
2	013431	1	Bracket	
3	500090	2	Screw	M6S M12x25 8.8 FZB
4	503060	2	Washer	M12 Nordlock
5	016627	1	Cover	
6	500081	1	Screw	M6S M10x100 8.8 FZB
7	500083	1	Screw	M6S M10x120 8.8 FZB
8	612057	1	Directional valve	24V
9	540036	4	O-ring	7.66x1.78
10	501033	4	Screw	MC6S M5x40 12.9
11	013865	1	Manifold	
12	500074	2	Screw	M6S M10x55 8.8 FZB
13	503057	6	Washer	M10 Nordlock
14	619057	2	O-ring	12.42x1.78
15	502060	1	Nut	M12 Locking Low / Låg
16	602114	1	Seal ring	1/4"
17	601068	1	Banjo screw	R 1/4"
18	015462	1	Cylinder	Ø 25/16 – 45
19	502056	2	Nut	M12 Locking Low / Låg
20	645364	1	Hydraulic hose	
21	645365	1	Hydraulic hose	
22	601060	3	Banjo screw	R 1/4"
23	601200	7	Copper seal	13x19x1.5
24	515011	2	Cylinder pin	12x30
25	613031	1	Orifice	M5-1.0 mm
26	500070	2	Screw	M6S M10x35 8.8 FZB
27	625005	2	Grease nipple	M6-90°
28	010170	2	Spacer	
29	503014	1	Washer	BRB 20x36x3.0

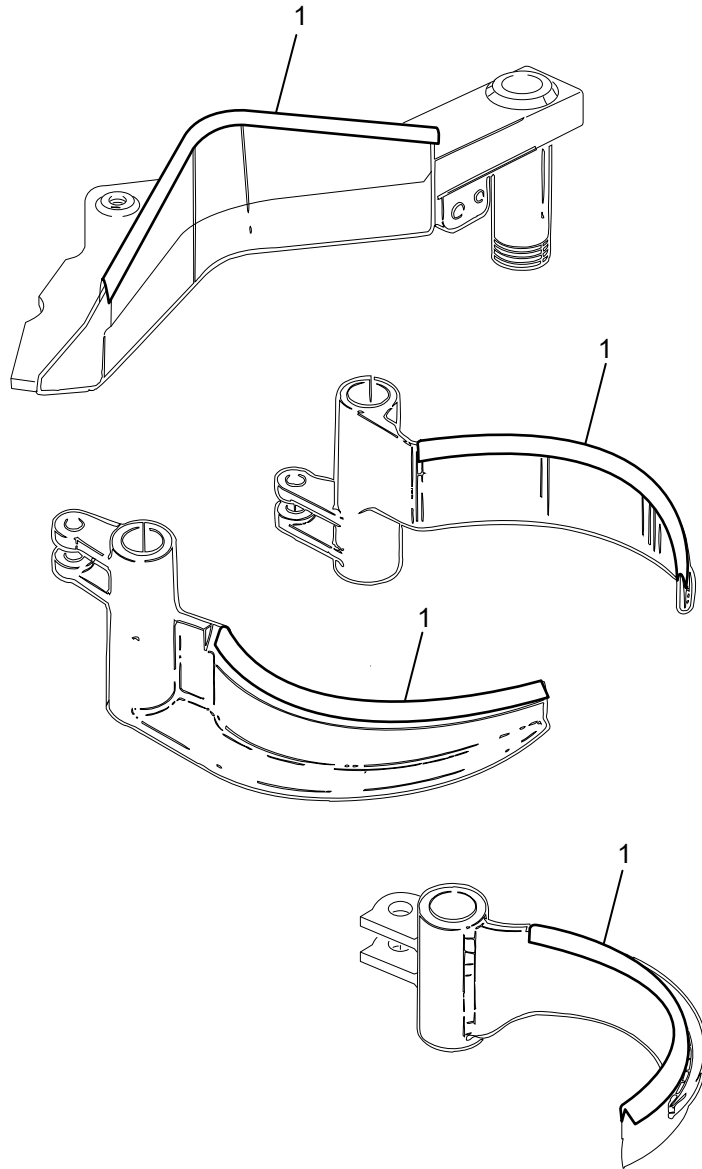


09 / 620

Log Max 7000XT - Elsystem hydraulisk övre kniv

Electric system hydraulic upper knife

Structure 047029, 047030				
Pos.	Part no.	Quantity	Description	Specification
1	401232	1	Cable	"27"

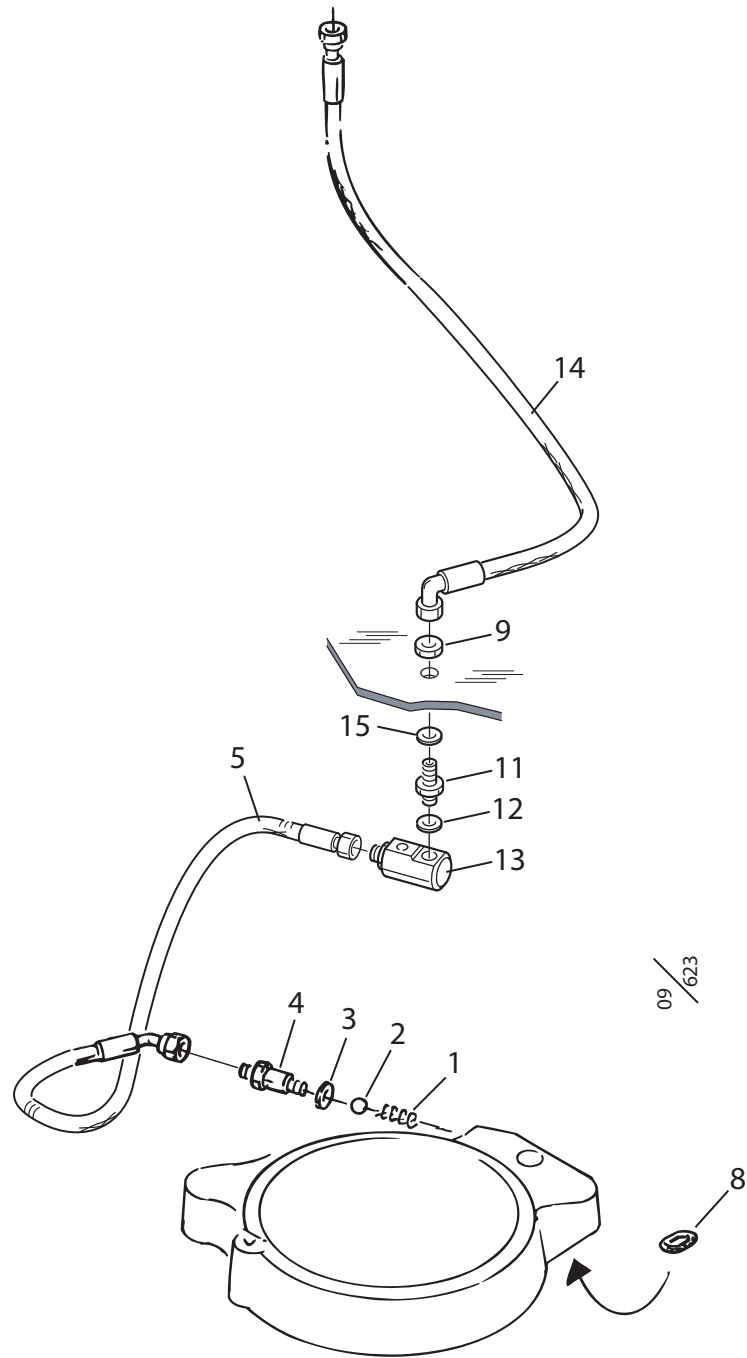


09 /
041

Log Max Knivskydd

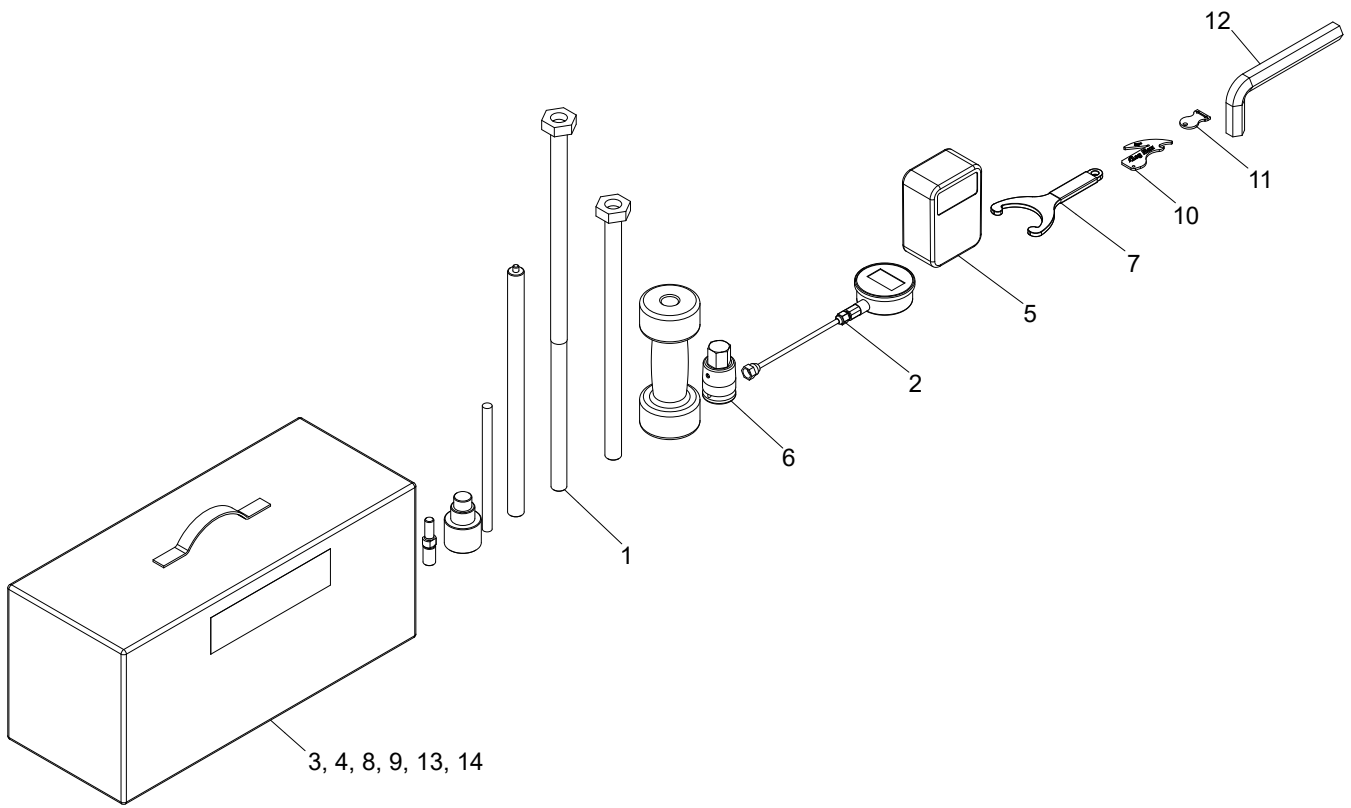
Knife edge protection

Structure				
Pos.	Part no.	Quantity	Description	Specification
1	519010	1	Knife edge protection	L= 5 m



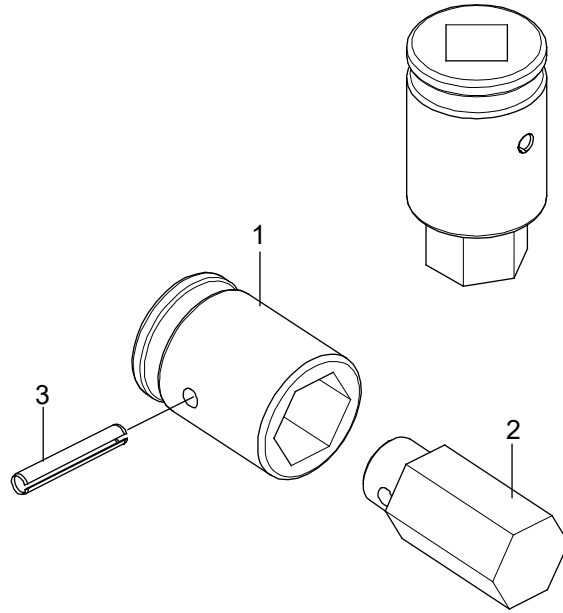
Stump treatment kit, saw 411 XL

Structure 047079				
Pos.	Part no.	Quantity	Description	Specification
1	526015	1	Spring	
2	511004	1	Ball	Ø 10 mm
3	546004	1	Seal ring	1/4"
4	012612	1	Adapter	
5	645498	1	Hydraulic hose	
8	540023	1	O-ring	37.1x1.6
9	601253	1	Nut	R 1/4"
11	601210	1	Bulkhead	R 1/4" UF
12	601101	1	Bonded seal	1/4"
13	016727	1	Swivel	1/4"
14	645497	1	Hydraulic hose	
15	602114	1	Seal ring	1/4"



Tool set

Structure 032304				
Pos.	Part no.	Quantity	Description	Specification
1	039098	1	Tool	
2	623053	1	Manometer	
3	522718	1	Tool	
4	519190	2	Decal	
5	402804	1	Multimeter	
6	011513	1	Tool	
7	016537	1	Tool	
8	522227	1	Allen key	
9	522505	1	First aid kit	
10	015662	1	Edge template	
11	10000394	1	Tool	
12	538002	1	Allen key	
13	033801	1	User manual	
14	522506-LXL	1	Safety vest	



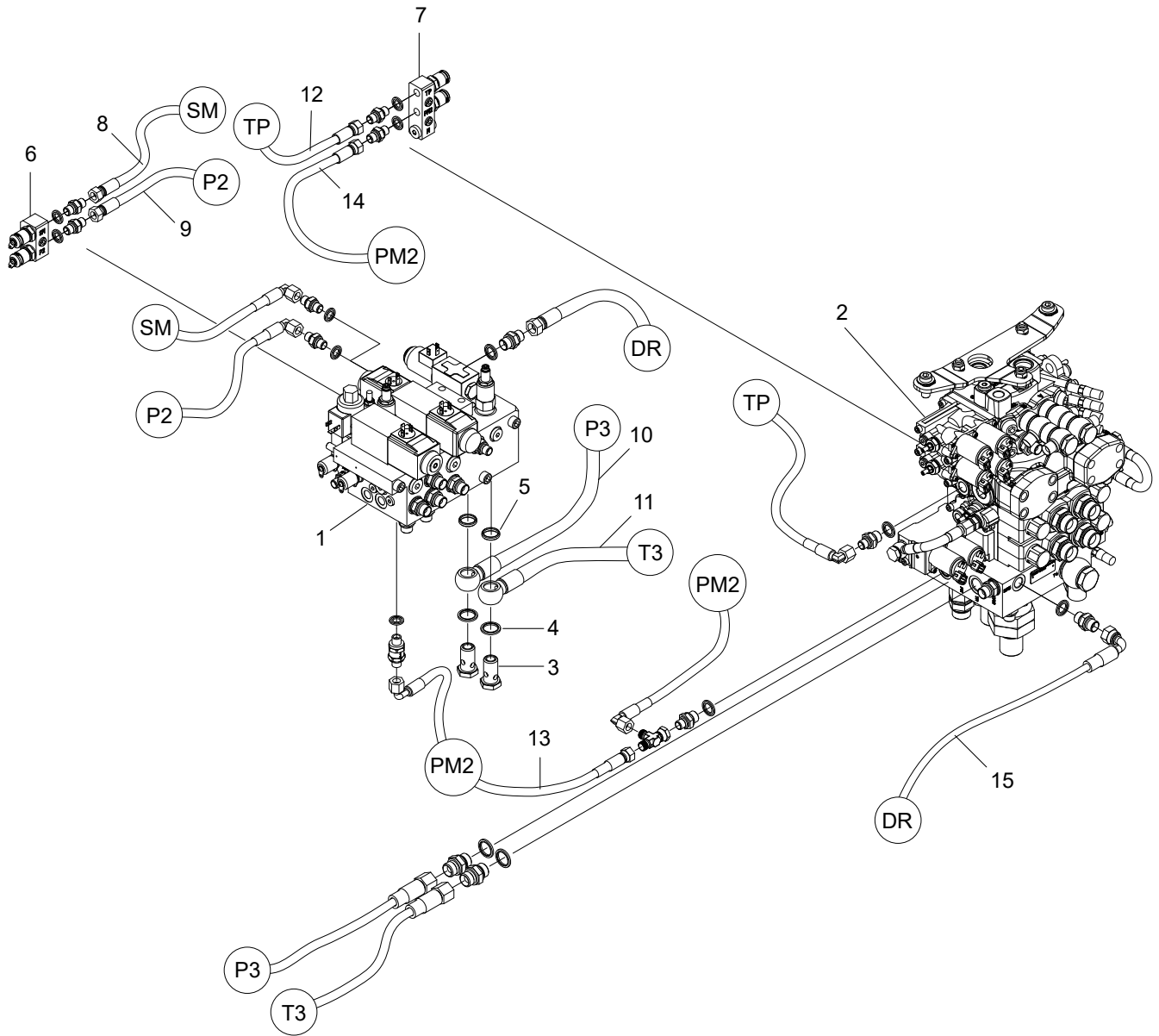
09 / 149

Log Max 12000

Tools for pins

Structure 011513				
Pos.	Part no.	Quantity	Description	Specification
1	015247	1	Hex key	27 mm
2	015246	1	Hex key	27 mm
3	515015	1	Tension pin	FRP 6x40 DIN 1481

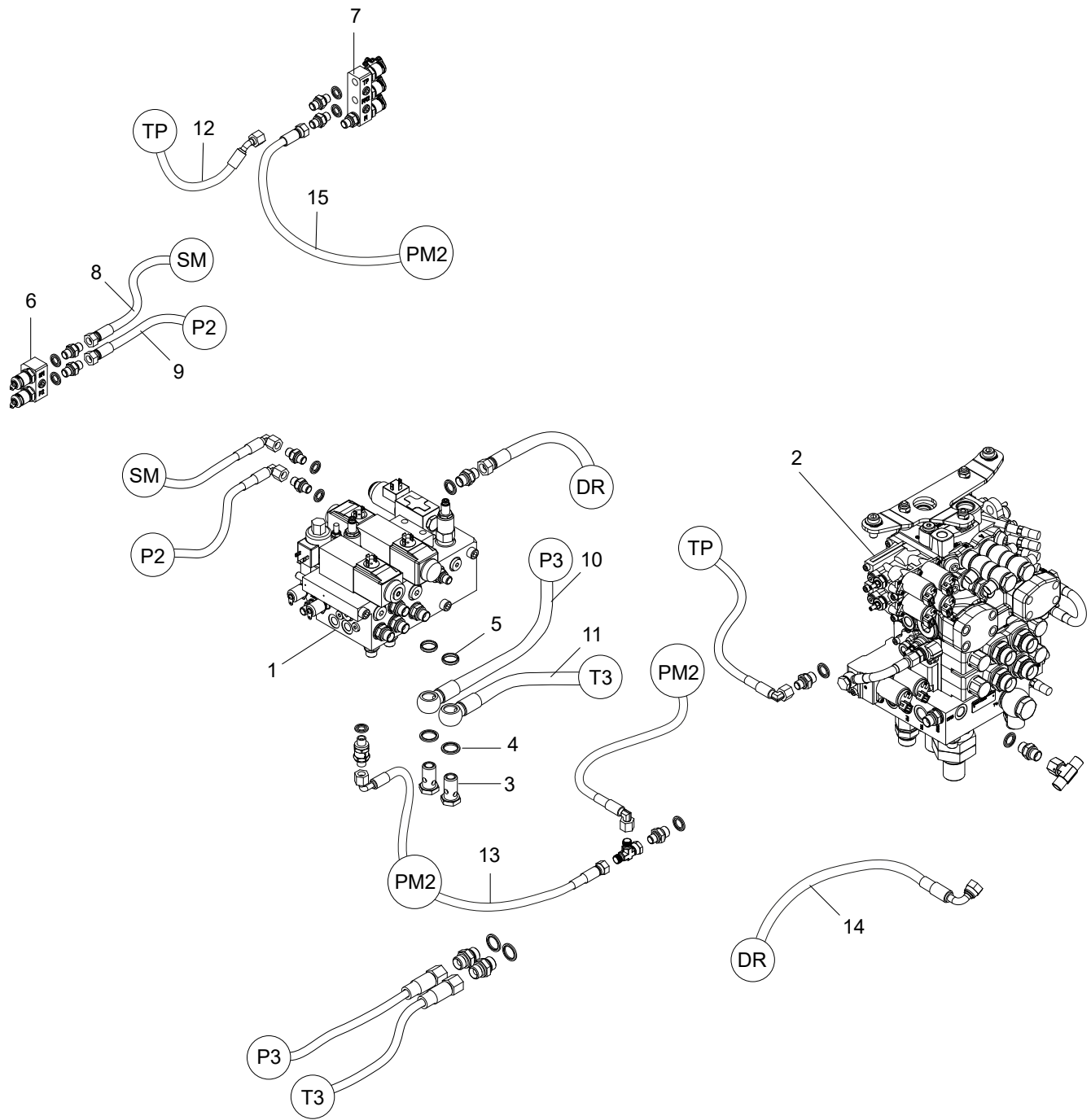
Hydraulic system



07/114

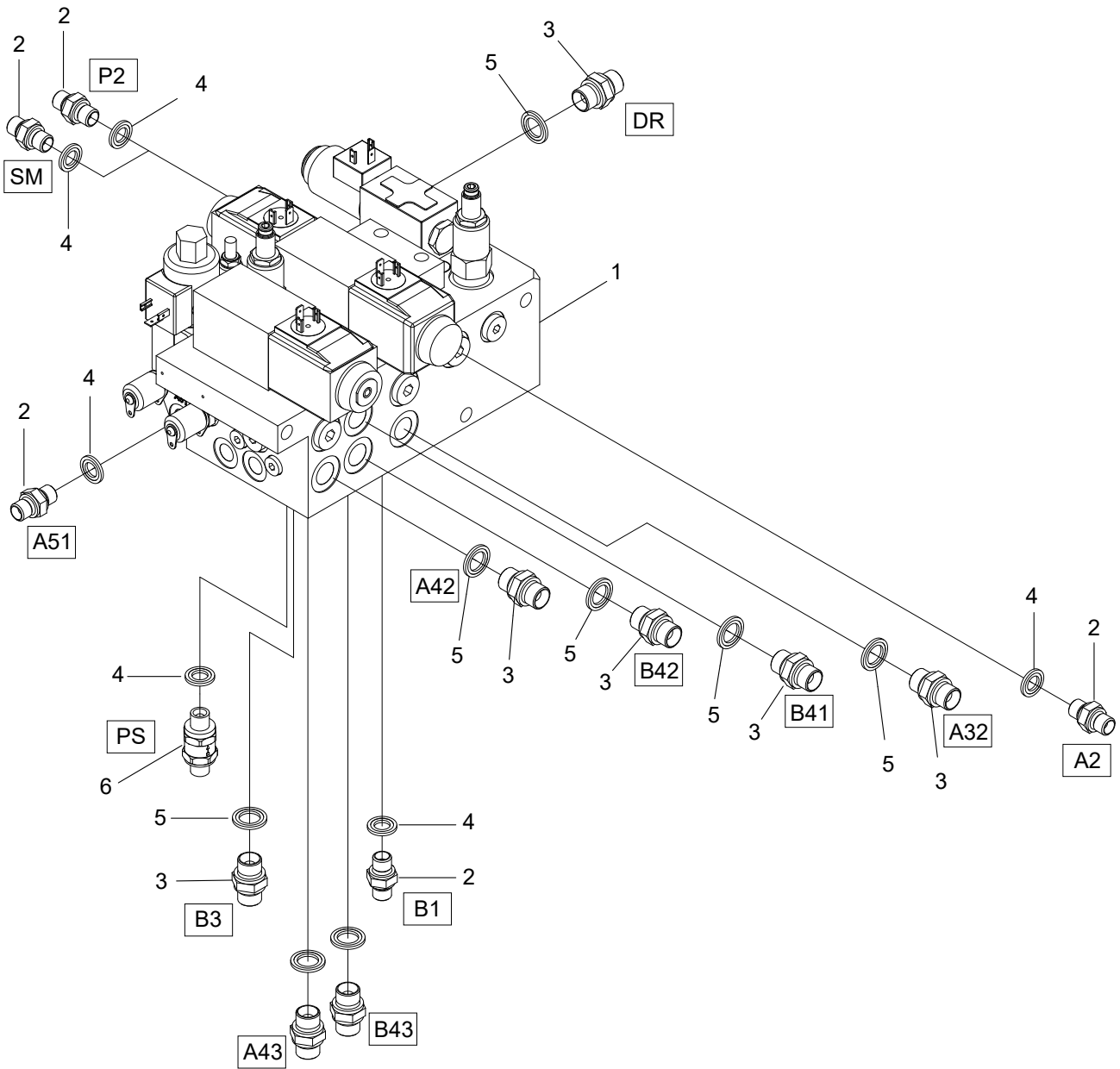
Interconnection of main manifolds #2

Structure 006107-2, 006108-2				
Pos.	Part no.	Quantity	Description	Specification
1	005623-2	1	Manifold	Left / Vänster
2	006145-2	1	Manifold	Right / Höger
3	601062	2	Banjo screw	R 1/2"
4	601103	2	Bonded seal	1/2"
5	602113	2	Seal ring	1/2"
6	031068	1	Manifold test point	
7	031067	1	Manifold test point	
8	645306	1	Hydraulic hose	
9	645307	1	Hydraulic hose	
10	645322	1	Hydraulic hose	
11	645323	1	Hydraulic hose	
12	645388	1	Hydraulic hose	
13	645766	1	Hydraulic hose	
14	645770	1	Hydraulic hose	
15	645771	1	Hydraulic hose	



Interconnection of main manifolds TS #2

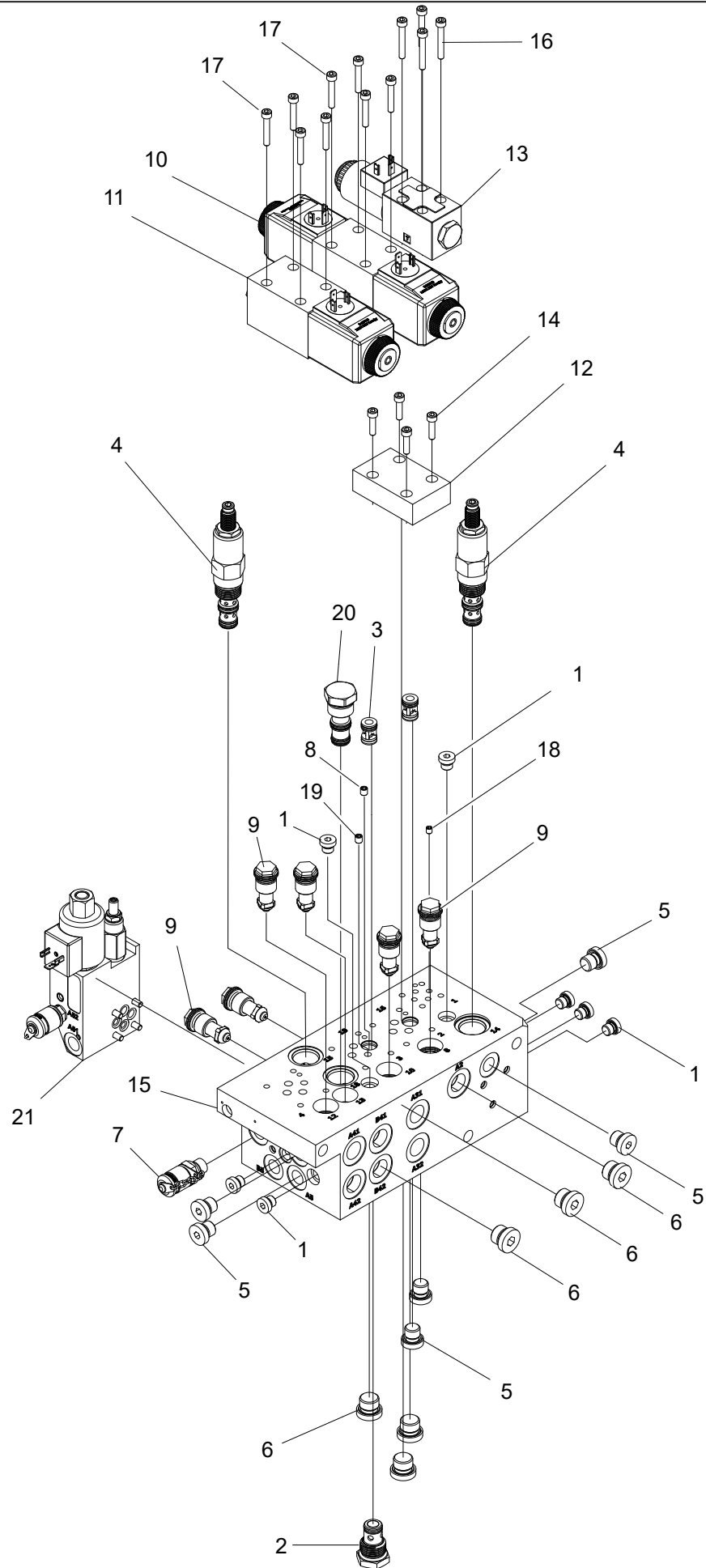
Structure 006107-TS-2, 006108-2				
Pos.	Part no.	Quantity	Description	Specification
1	005623-2	1	Manifold	Left / Vänster
2	006146	1	Manifold	Right / Höger
3	601062	2	Banjo screw	R 1/2"
4	601103	2	Bonded seal	1/2"
5	602113	2	Seal ring	1/2"
6	031068	1	Manifold test point	
7	031066	1	Manifold test point	
8	645306	1	Hydraulic hose	
9	645307	1	Hydraulic hose	
10	645322	1	Hydraulic hose	
11	645323	1	Hydraulic hose	
12	645379	1	Hydraulic hose	
13	645766	1	Hydraulic hose	
14	645773	1	Hydraulic hose	
15	645775	1	Hydraulic hose	



07/090

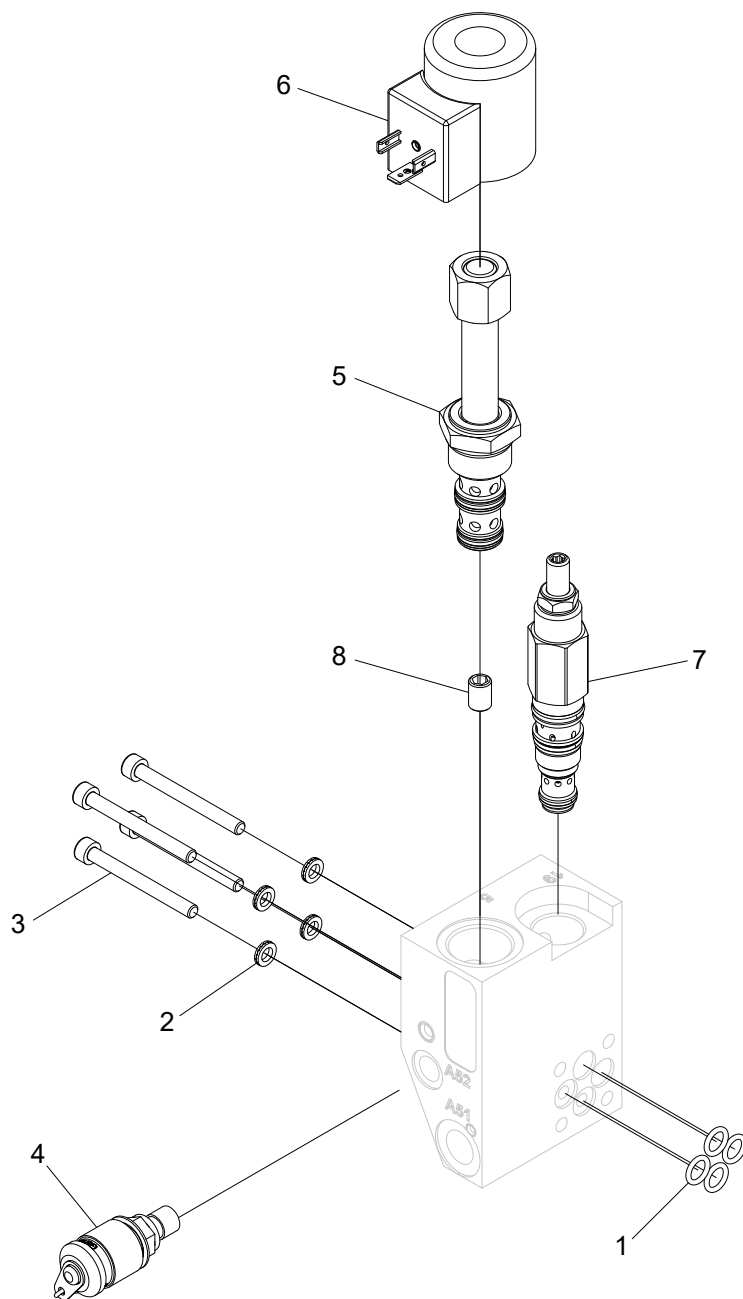
Left manifold PRE #2

Structure 005623-2				
Pos.	Part no.	Quantity	Description	Specification
1	018845	1	Manifold	
2	601028	5	Adapter	R 1/4" UF – R 1/4" UF
3	601032	8	Adapter	BSP – 06
4	601101	6	Bonded seal	1/4"
5	601102	8	Bonded seal	3/8"
6	617009	1	Check valve	



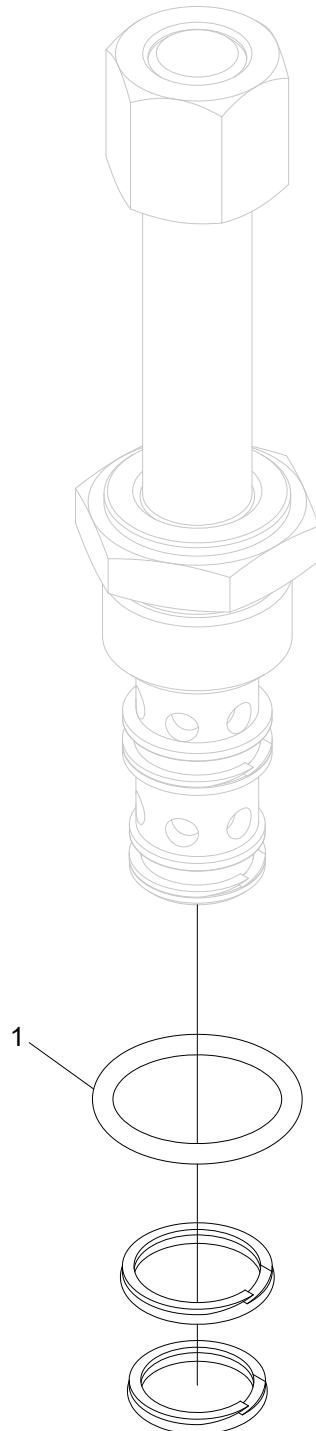
Left manifold #2

Structure 018845				
Pos.	Part no.	Quantity	Description	Specification
1	601000	7	Hex plug	1/8" R
2	617044	1	Check valve	0.34 bar
3	617013	2	Check valve	
4	619016	2	Pressure reducer valve	
5	601001	6	Hex plug	1/4" R
6	601002	6	Hex plug	3/8" R
7	601261	1	Test point	1/4"
8	613017	1	Orifice	M6 Ø 2.5 mm
9	617032	6	Pressure reducer valve	210 bar
10	010280	1	Directional valve	24V
11	011626	1	Directional valve	24V
12	613045	1	Plate	
13	612057	1	Directional valve	24V NG4
14	501029	4	Screw	MC6S M5x20 12.9
15	612033	1	Manifold	
16	501032	4	Screw	MC6S M5x35 12.9
17	501031	8	Screw	MC6S M5x30 12.9
18	613033	1	Orifice	M5 Ø 2.0 mm
19	613100	1	Orifice	M6 Ø 3.0 mm
20	612104	1	Plug	
21	018533	1	Manifold	



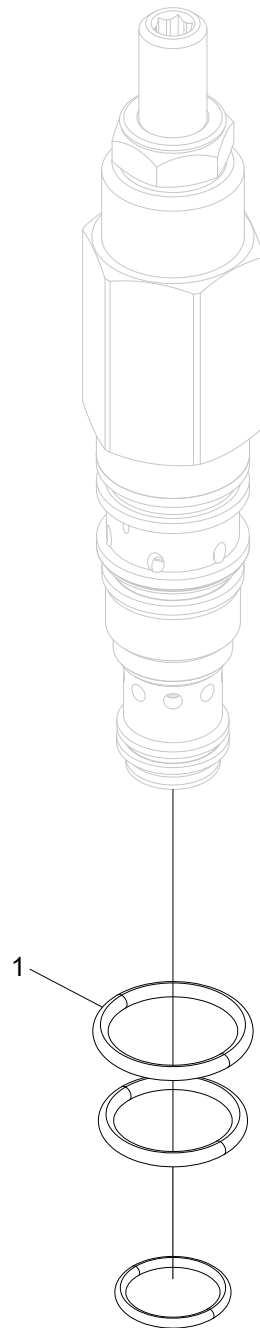
Manifold #2

Structure 018533				
Pos.	Part no.	Quantity	Description	Specification
1	540036	4	O-ring	7.65x1x78
2	503066	4	Washer	M5 Nordlock
3	501035	4	Screw	MC6S M5x50 12.9
4	601260	1	Test point	1/8"
5	612072	1	Directional valve	24V
6	612137	1	Solenoid	
7	612073	1	Pressure reducer valve	
8	613023	1	Orifice	M8 Ø0.8 mm



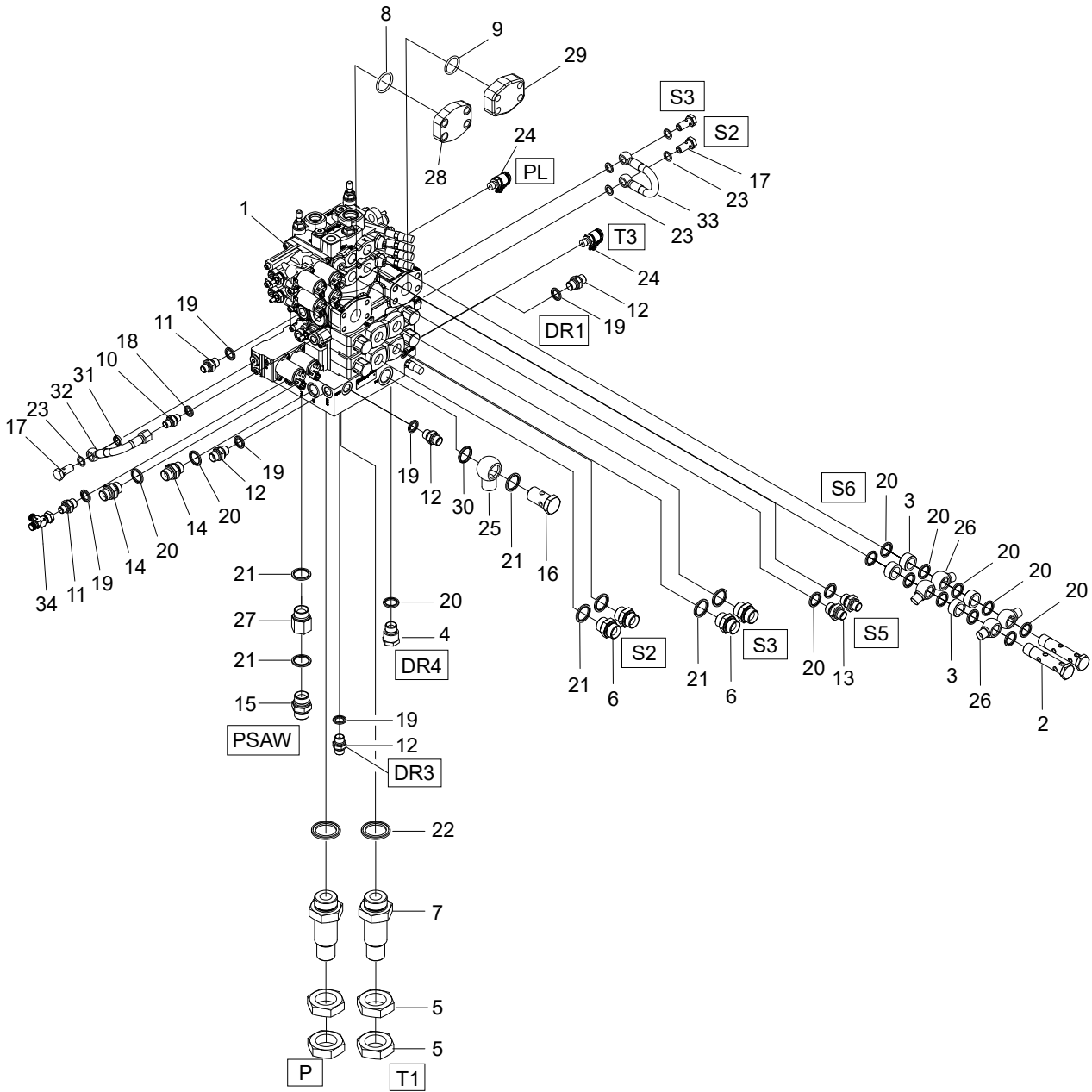
Directional valve #2

Structure 612072				
Pos.	Part no.	Quantity	Description	Specification
1	612077	1	Seal kit	



Pressure reducer valve #2

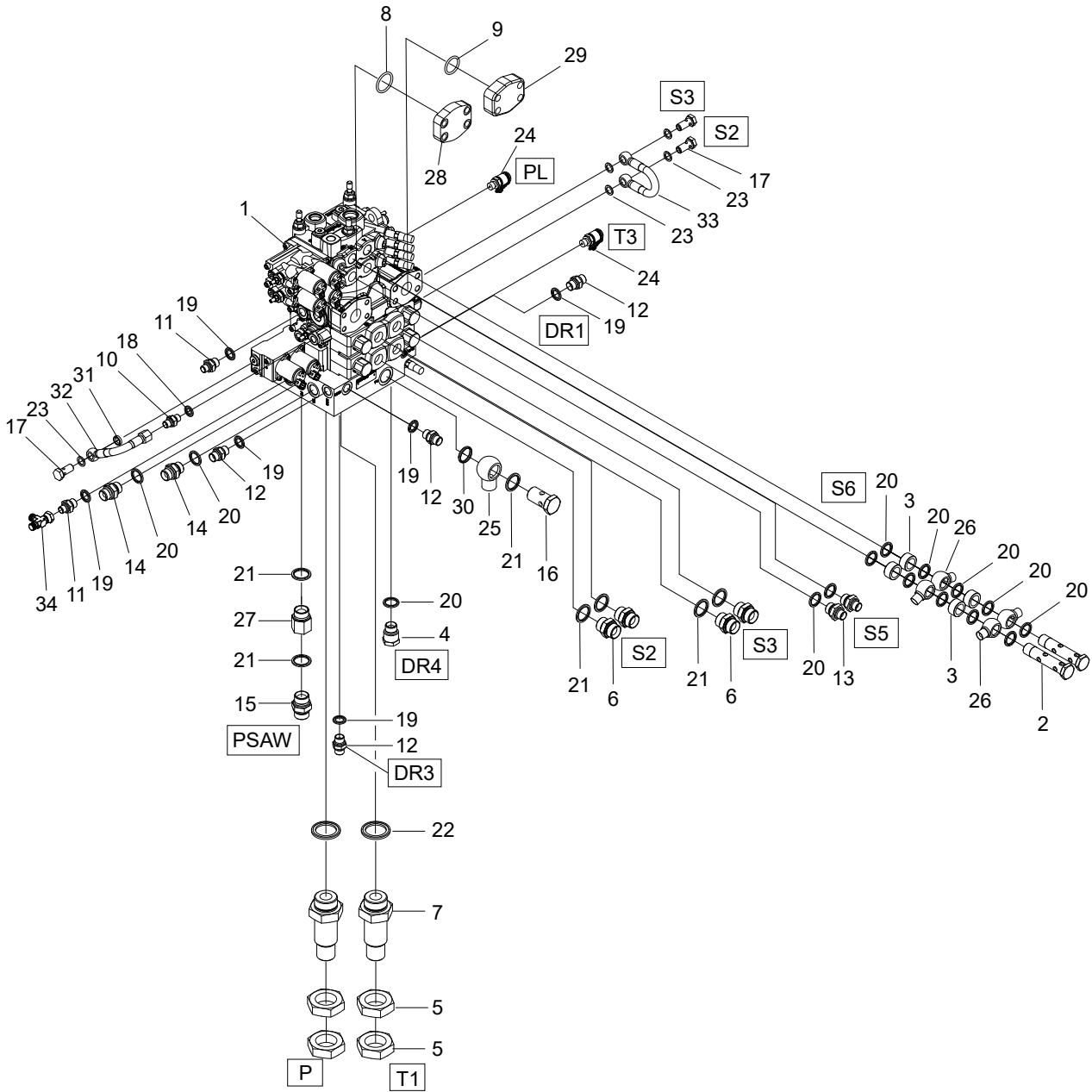
Structure 612073				
Pos.	Part no.	Quantity	Description	Specification
1	612074	1	Seal kit	



07/092

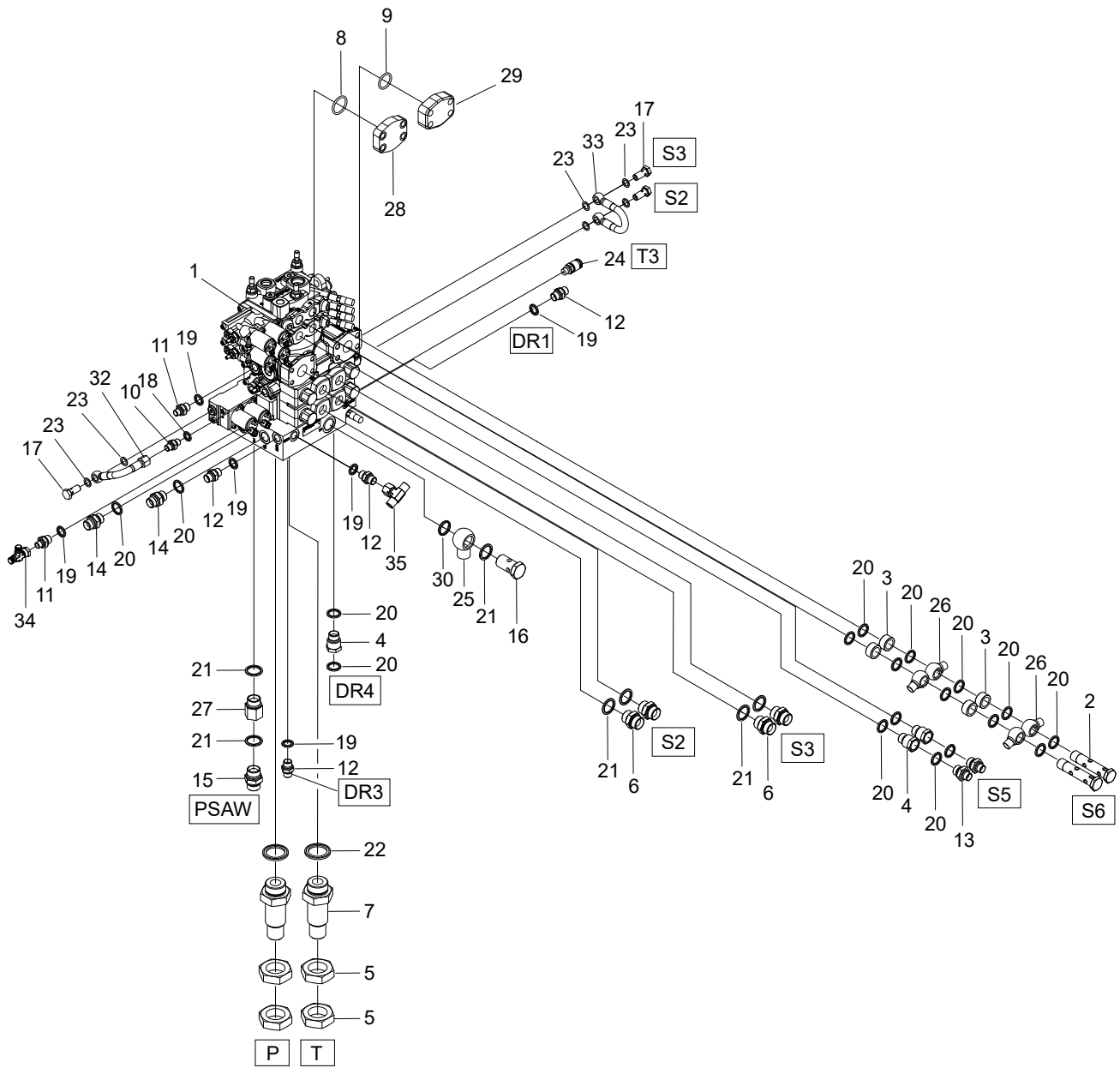
Right manifold assembly #2

Structure 006145-2				
Pos.	Part no.	Quantity	Description	Specification
1	611098-X	1	Manifold	
2	012476	2	Banjo screw	G 1/2"
3	012477	4	Spacer	
4	013805	1	Adapter	1/2" IF – 1/2" UF
5	014741	4	Nut	1 5/8"
6	016443	4	Adapter	G 3/4" – 3/4"
7	014755	2	Bulk head	R 1 1/4" – JIC 1 5/8"
8	543069	1	O-ring	37.69x3.53 – 90
9	543070	1	O-ring	32.92x3.53 – 90
10	601028	1	Adapter	R 1/4" UF – R 1/4" UF
11	601029	2	Adapter	R 1/4" UF – R 3/8" UF
12	601032	4	Adapter	BSP – 06
13	601033	2	Adapter	R 3/8" UF – R 1/2" UF
14	601036	2	Adapter	R 1/2" UF – R 1/2" UF
15	601040	1	Adapter	R 3/4" UF – R 3/4" UF
16	601067	1	Banjo screw	R 3/4"
17	601068	3	Banjo screw	R 1/4"
18	601101	1	Bonded seal	1/4"
19	601102	6	Bonded seal	3/8"
20	601103	15	Bonded seal	1/2"
21	601104	7	Bonded seal	3/4"
22	601106	2	Bonded seal	1 1/4"
23	601200	5	Copper seal	13x19x1.5
24	601261	2	Test point	1/4"
25	602017	1	Banjo screw	3/4"
26	602018	4	Banjo screw	R 1/2"
27	602057	1	Adapter	R 3/4" – R 3/4" UF – IF
28	602091	1	Plug	1 1/4"
29	602092	1	Plug	1"
30	602109	1	Seal ring	3/4"
31	602114	1	Seal ring	1/4"
32	649210	1	Hydraulic hose	A-side / A-sida
33	649211	1	Hydraulic hose	B-side / B-sida



07/092

Structure				
Pos.	Part no.	Quantity	Description	Specification
34	601010	1	T-adapter	BSP – 04 IM / UF / UF

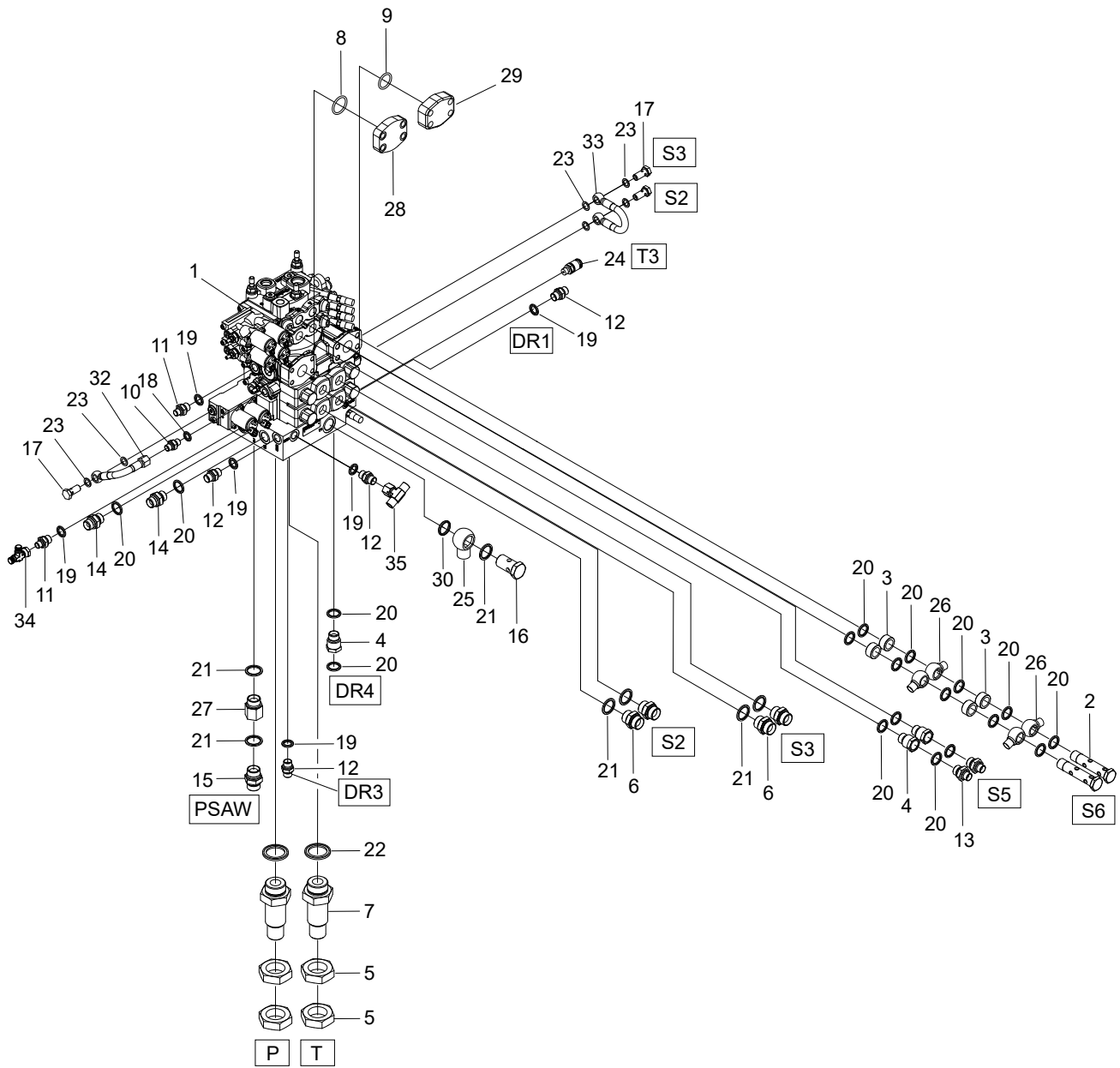


07/104

Log Max 7000XTTS

Right manifold assembly TS #2

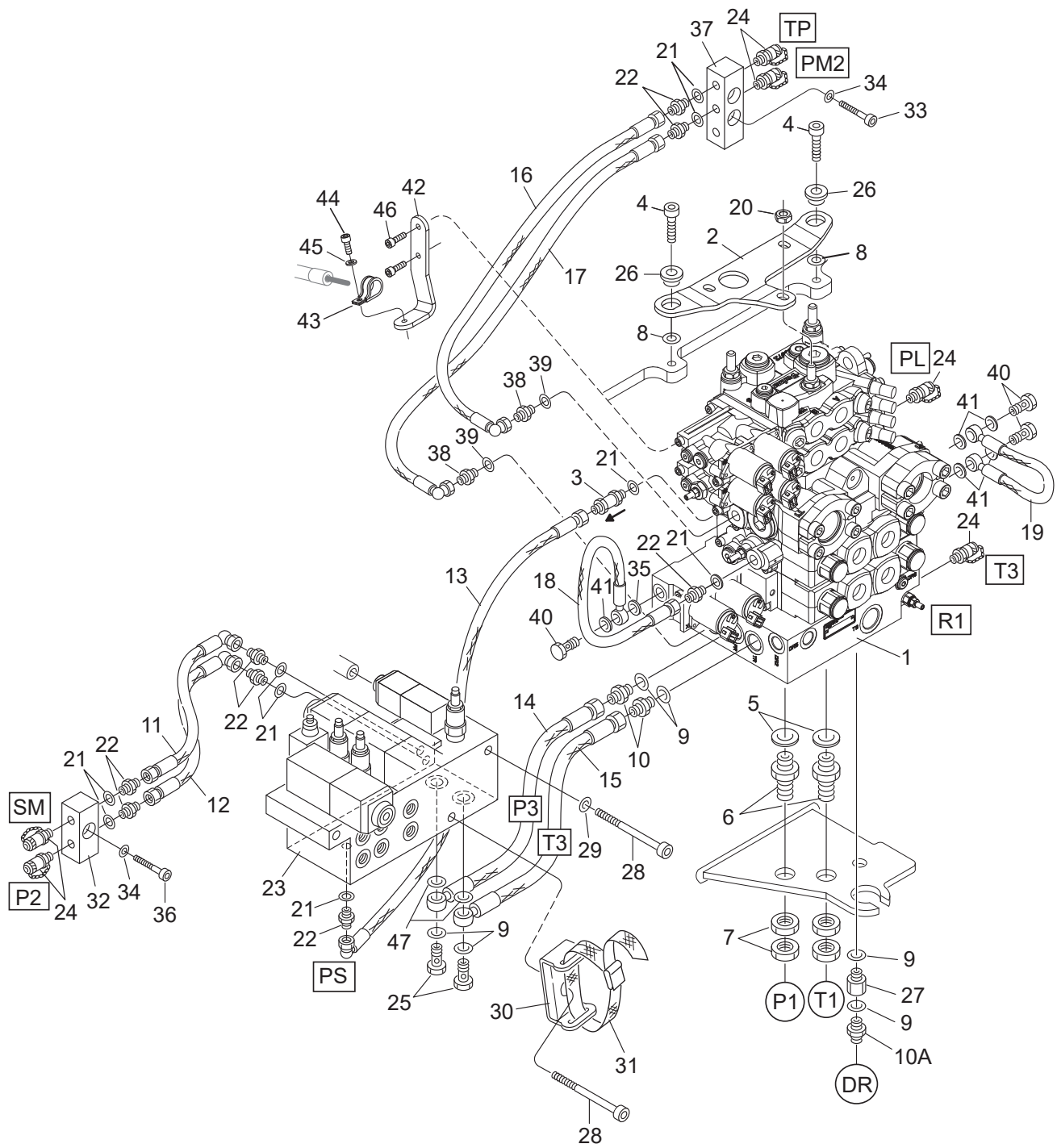
Structure 006146				
Pos.	Part no.	Quantity	Description	Specification
1	611098-X	1	Manifold	
2	012476	2	Banjo screw	G 1/2"
3	012477	4	Spacer	
4	013805	3	Coupling	1/2" IF – 1/2" UF
5	014741	4	Nut	1 5/8"
6	016443	4	Adapter	G 3/4" – 3/4"
7	014755	2	Bulk head	R 1 1/4" – JIC 1 5/8"
8	543069	1	O-ring	37.69x3.53 – 90
9	543070	1	O-ring	32.92x3.53 – 90
10	601028	1	Adapter	R 1/4" UF – R 1/4" UF
11	601029	2	Adapter	R 1/4" UF – R 3/8" UF
12	601032	4	Adapter	BSP – 06
13	601033	2	Adapter	R 3/8" UF – R 1/2" UF
14	601036	2	Adapter	R 1/2" UF – R 1/2" UF
15	601040	1	Adapter	R 3/4" UF – R 3/4" UF
16	601067	1	Banjo screw	R 3/4"
17	601068	3	Banjo screw	R 1/4"
18	601101	1	Bonded seal	1/4"
19	601102	6	Bonded seal	3/8"
20	601103	18	Bonded seal	1/2"
21	601104	7	Bonded seal	3/4"
22	601106	2	Bonded seal	1 1/4"
23	601200	6	Copper seal	13x19x1.5
24	601261	2	Test point	1/4"
25	602017	1	Banjo screw	3/4"
26	602018	4	Banjo screw	R 1/2"
27	602057	1	Adapter	R 3/4" – R 3/4" UF – IF
28	602091	1	Plug	1 1/4"
29	602092	1	Plug	1"
30	602109	1	Seal ring	3/4"
31	602114	1	Seal ring	1/4"
32	649210	1	Hydraulic hose	A-side / A-sida
33	649211	1	Hydraulic hose	B-side / B-sida



07/104

Log Max 7000XTTS

Structure				
Pos.	Part no.	Quantity	Description	Specification
34	601010	1	T-adapter	BSP – 04 IM / UF / UF
35	601016	1	T-adapter	BSP – 06 UF / IM / UF

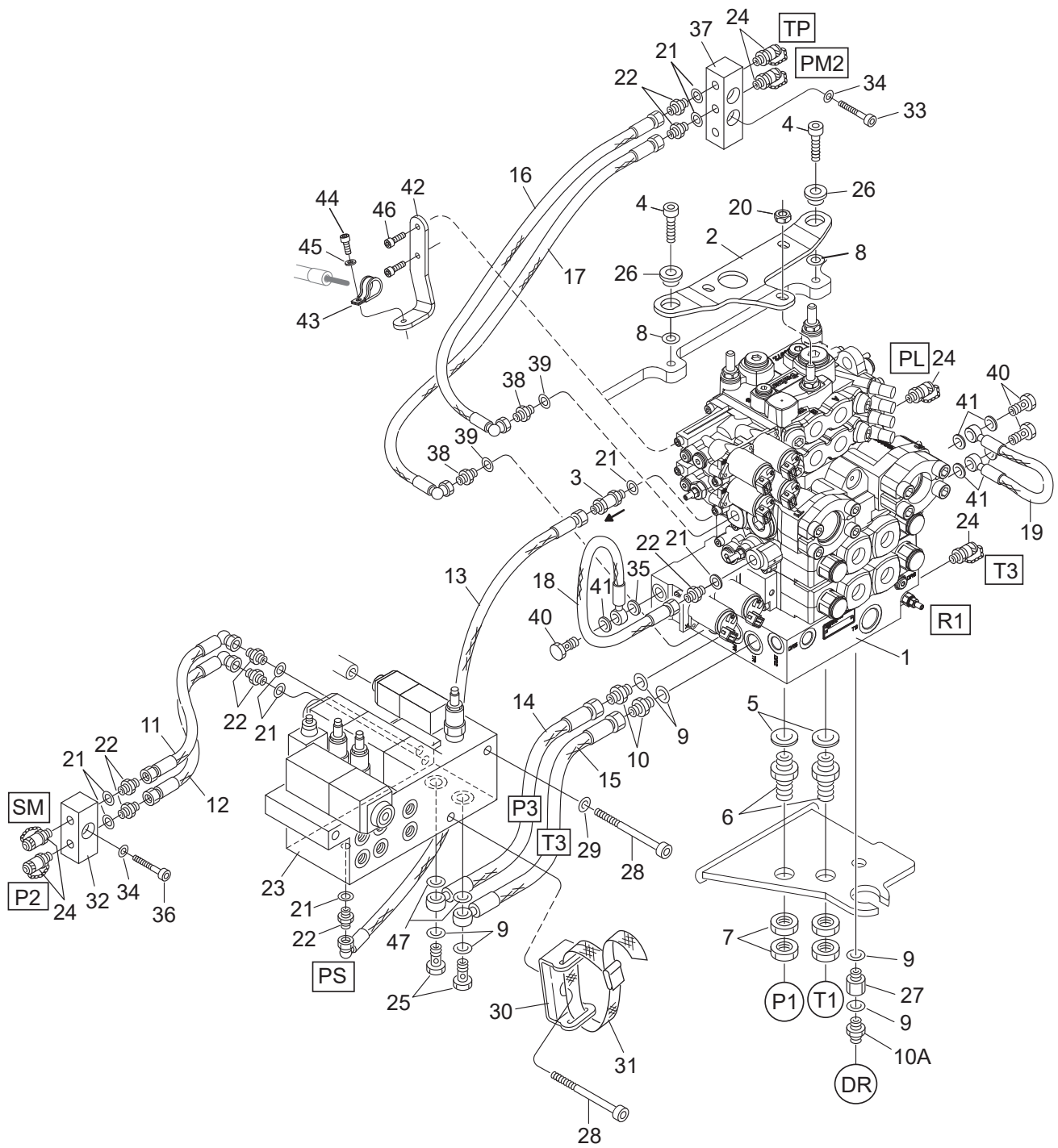


07/093

Log Max 7000C/Twin/XT

Interconnection of main manifolds

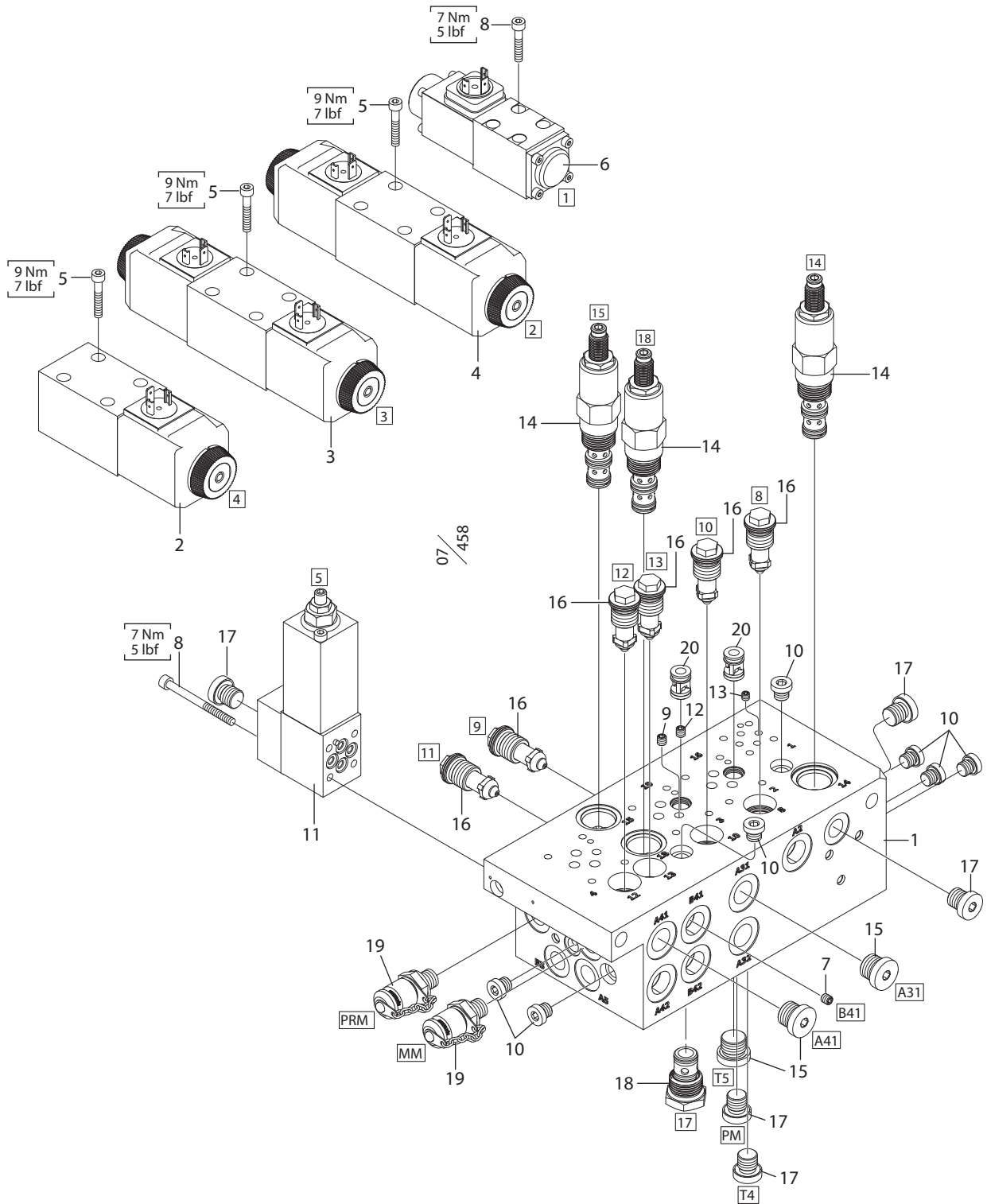
Structure 006107, 006107-TS, 006108				
Pos.	Part no.	Quantity	Description	Specification
1	611098-X	1	Manifold	Right / Höger
2	017798	1	Bracket	
3	617009	1	Check valve	R 1/4"
4	501125	2	Screw	MLC6S M12x30 10.9
5	601106	2	Bonded seal	1 1/4"
6	016504	2	Bulkhead	G 1 1/4" – UNF
	014755	(2)	Bulkhead	R 1 1/4" – JIC 1 5/8"
7	014741	4	Nut	UNF 1 5/8"
8	507030	Req / Erf	Shim	12x18x1.0
	507031	Req / Erf	Shim	12x18x0.5
9	601103	6	Bonded seal	1/2"
10	601036	2	Adapter	R 1/2" UF – R 1/2" UF
10A	601036	1	Adapter	R 1/2" UF – R 1/2" UF
	608005	(1)	Adapter	R 1/2" – 7/8" JIC
11	645306	1	Hydraulic hose	
12	645307	1	Hydraulic hose	
13	645730	1	Hydraulic hose	
14	645322	1	Hydraulic hose	
15	645323	1	Hydraulic hose	
16	645388	1	Hydraulic hose	
17	645389	1	Hydraulic hose	
18	649210	1	Hydraulic hose	
19	649211	1	Hydraulic hose	
20	502055	3	Nut	M10 Locking
21	601101	9	Bonded seal	1/4"
22	601028	8	Adapter	R 1/4" UF – R 1/4" UF
23	005623	1	Manifold	Left / Vänster
24	601261	6	Test point	1/4"
25	601062	2	Banjo screw	R 1/2"
26	017579	2	Spacer	
27	013805	1	Coupling	1/2"IF – 1/2" UF
28	501104	3	Screw	MC6S M10x140 12.9
29	503057	2	Washer	M10 Nordlock



07 / 093

Log Max 7000C/Twin/XT

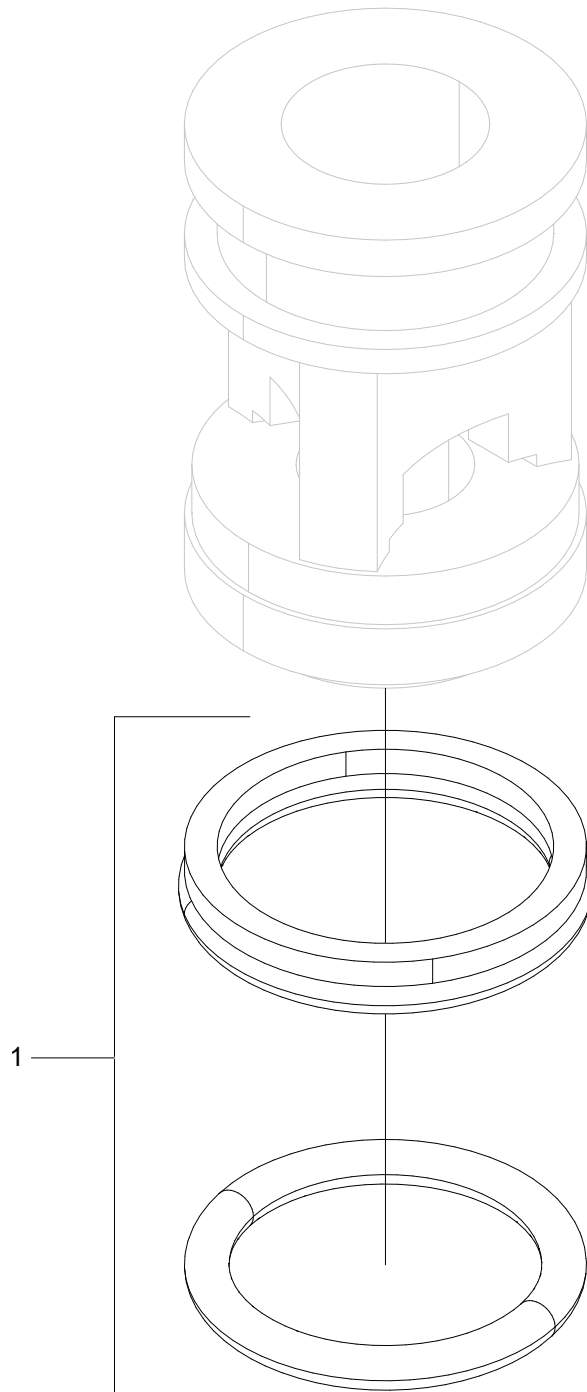
Structure				
Pos.	Part no.	Quantity	Description	Specification
30	012991	1	Bracket	
31	626001	1	Strap	
32	013835	1	Manifold test point	
33	501071	2	Screw	MC6S M8x30 12.9
34	503055	3	Washer	M8 Nordlock
35	602114	1	Seal ring	1/4"
36	501072	1	Screw	MC6S M8x35 12.9
37	015953	1	Manifold test point	
38	601029	2	Adapter	R 1/4" UF – R 3/8" UF
39	601102	2	Bonded seal	3/8"
40	601068	3	Banjo screw	R 1/4"
41	601200	5	Copper seal	13x19x1.5
42	016582	1	Bracket	
43	622061	1	Clamp	16 mm
44	501045	1	Screw	MC6S M6x16 12.9
45	503065	1	Washer	M6 Nordlock
46	505055	2	Screw	MC6S M6x105 12.9
47	602113	2	Seal ring	1/2"



XX = Märkning på blocket som visar komponentens plats.
Markings stamped on the manifold showing the component location.

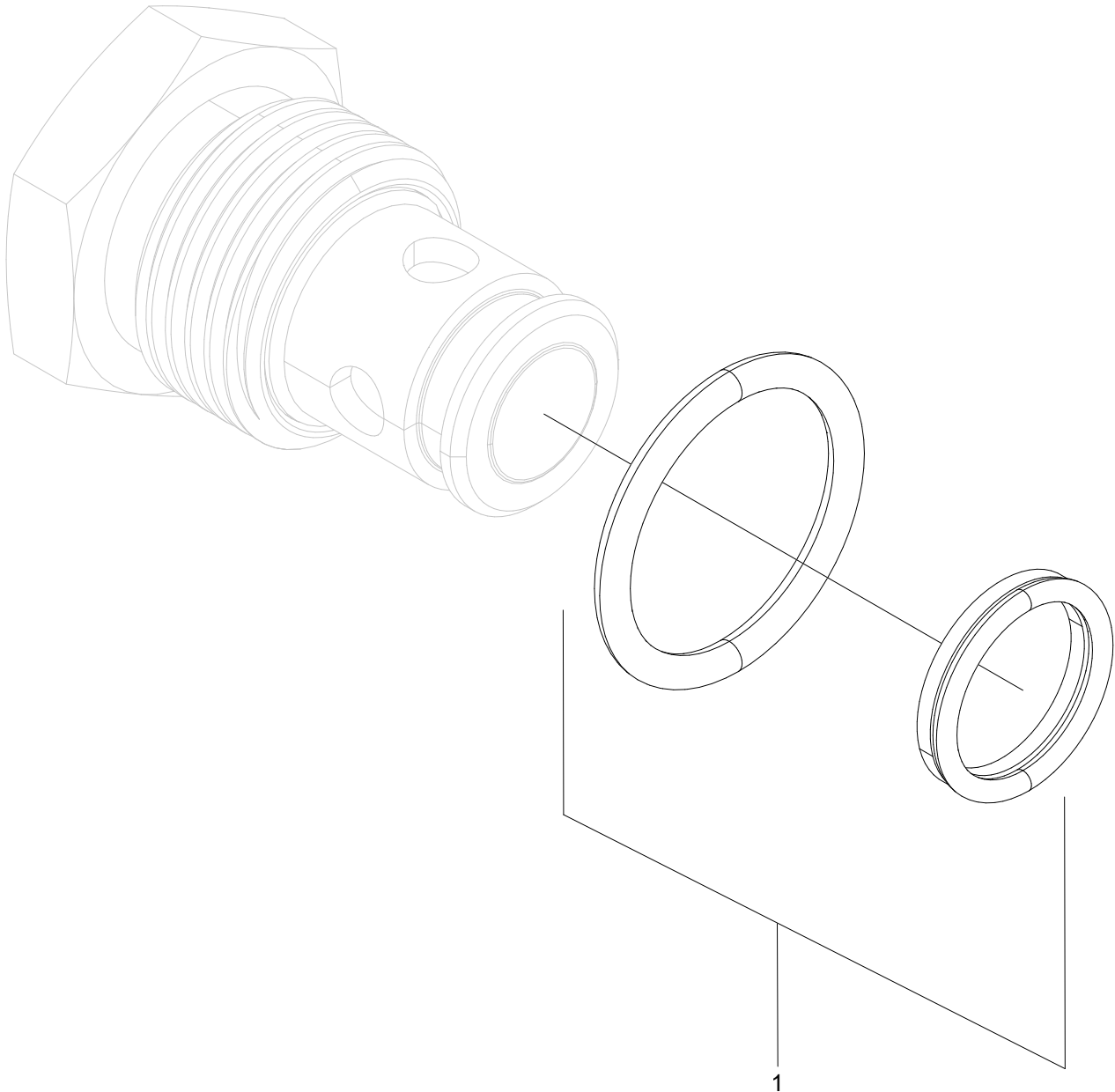
Left manifold

Structure 013868				
Pos.	Part no.	Quantity	Description	Specification
1	612033	1	Manifold	
2	11626	1	Directional valve	24 V
3	10280	1	Directional valve	24 V
4	612029	1	Directional valve	24 V Proportional / Proportionell
5	501031	8	Screw	MC6S M5x30 12.9
6	612057	1	Directional valve	24 V NG4
7	613015	1	Restrictor	M6 – 1.2 mm
8	501033	4	Screw	MC6S M5x40 12.9
9	613100	1	Orifice	M6 – 3.0 mm
10	601000	4	Hex plug	1/8" R
11	619022	1	Blocking valve	
12	613017	1	Orifice	M6 – 2.5 mm
13	613033	1	Orifice	M5 – 2.0 mm
14	619016	3	Pressure reducer	
15	601002	3	Hex plug	3/8" R
16	617032	6	Relief valve	210 bar
17	601001	4	Hex plug	1/4" R
18	617044	1	Check valve	0.34 bar
19	601261	2	Test point	1/4"
20	617013	2	Check valve	0.34 bar



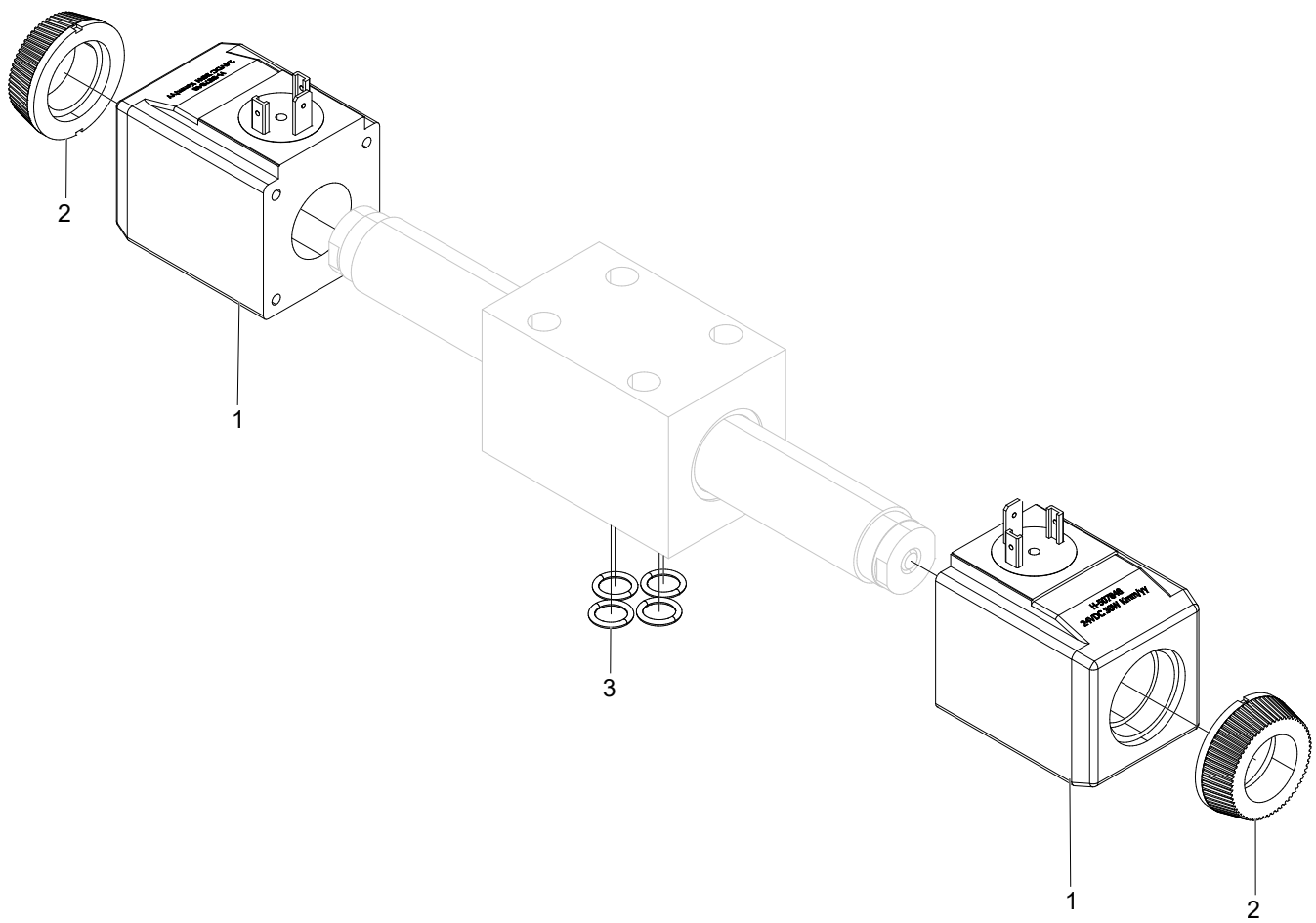
Check valve

Structure 617013				
Pos.	Part no.	Quantity	Description	Specification
1	620356	1	Seal kit	



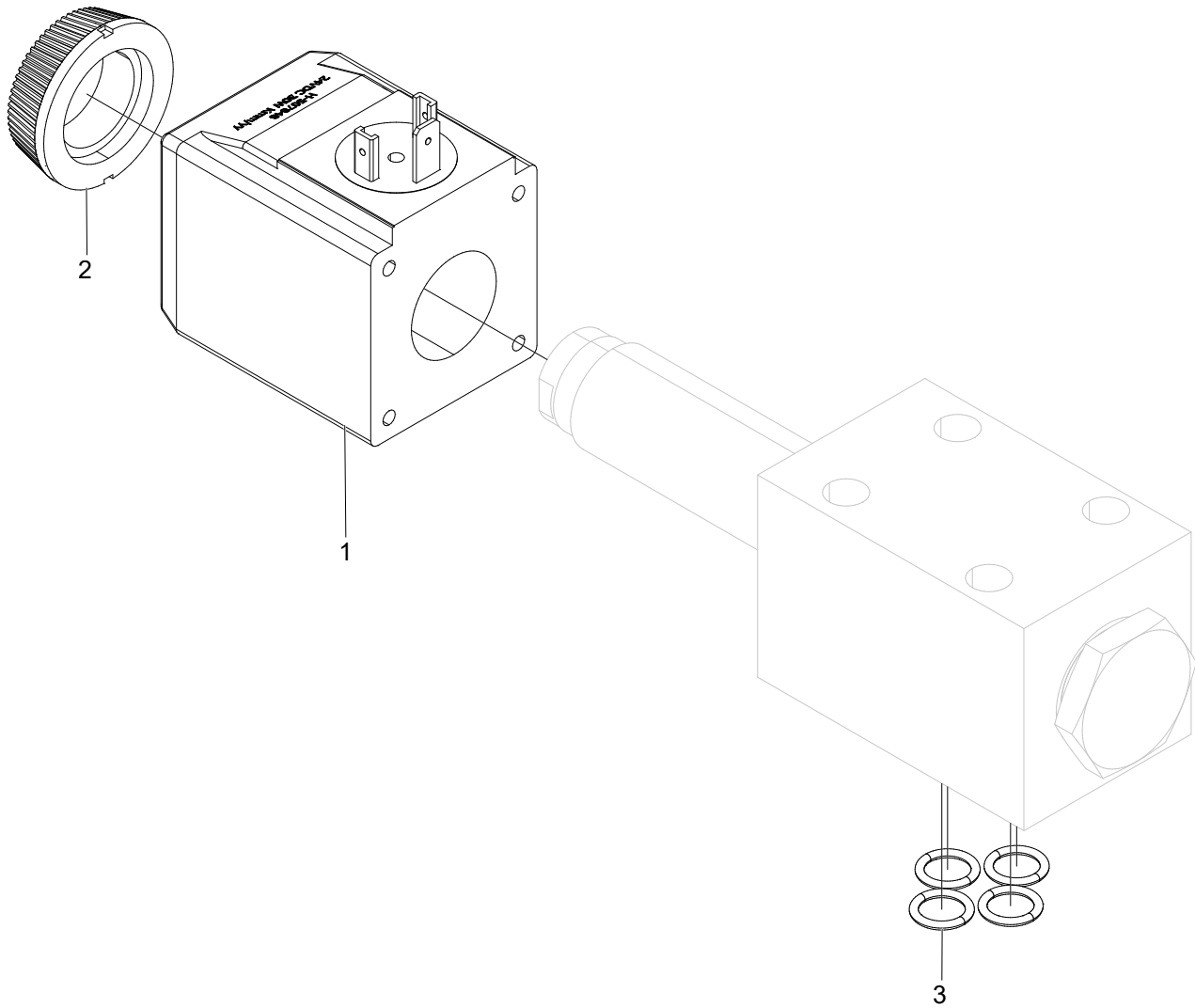
Check valve

Structure 617044				
Pos.	Part no.	Quantity	Description	Specification
1	620351	1	Seal kit	



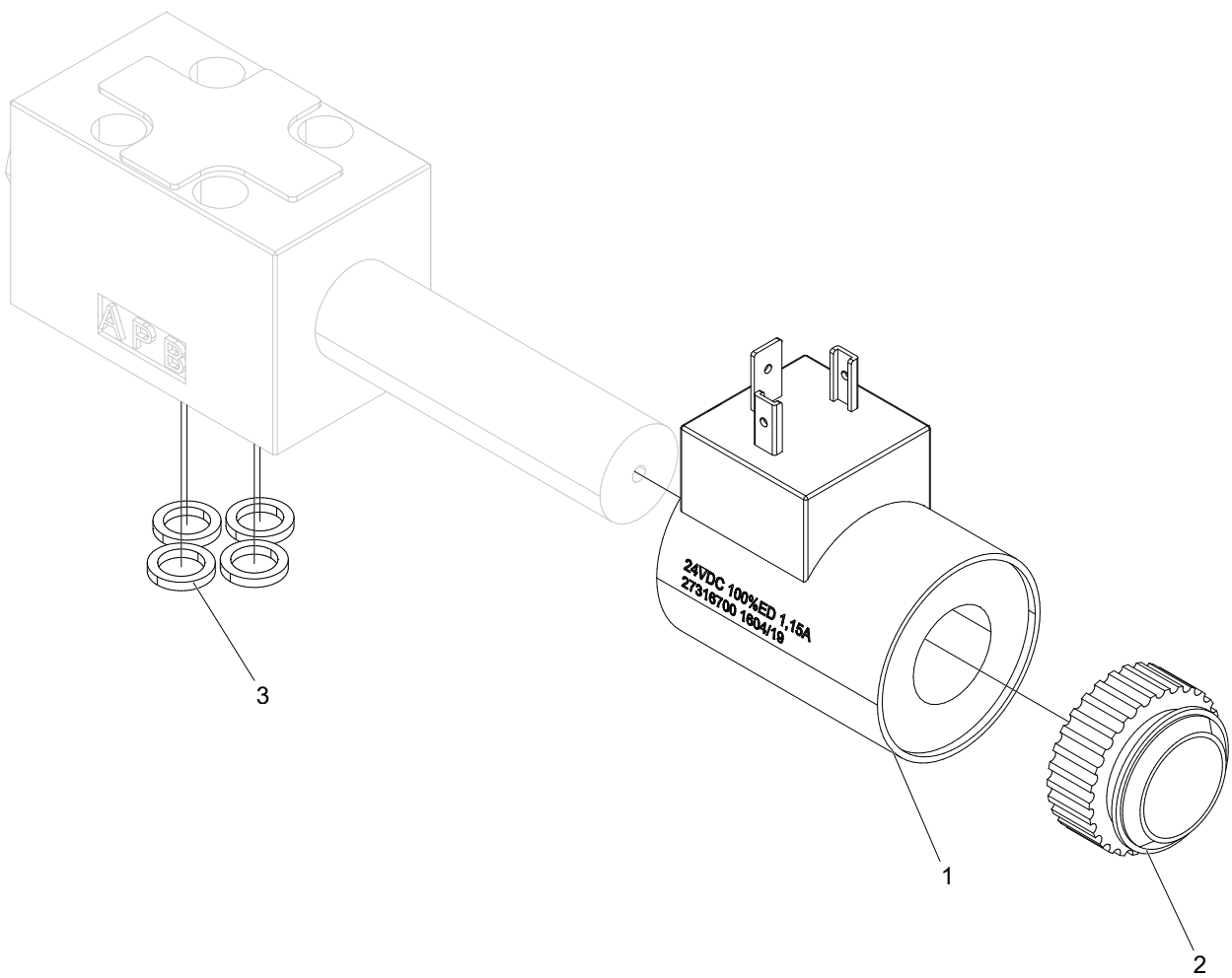
Directional valve 24V

Structure 010280				
Pos.	Part no.	Quantity	Description	Specification
1	613002	2	Solenoid	24 V
2	613059	2	Nut	
3	540006	4	O-ring	9.25x1.78



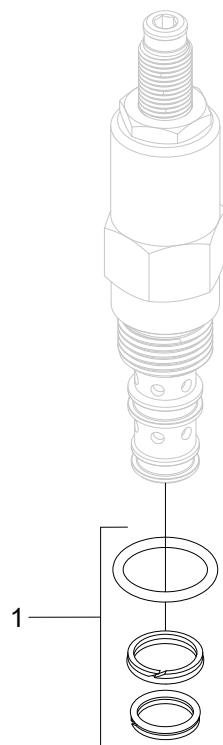
Directional valve 24V

Structure 011626				
Pos.	Part no.	Quantity	Description	Specification
1	613002	1	Solenoid	24V
2	613059	1	Nut	
3	540006	4	O-ring	9.25x1.78



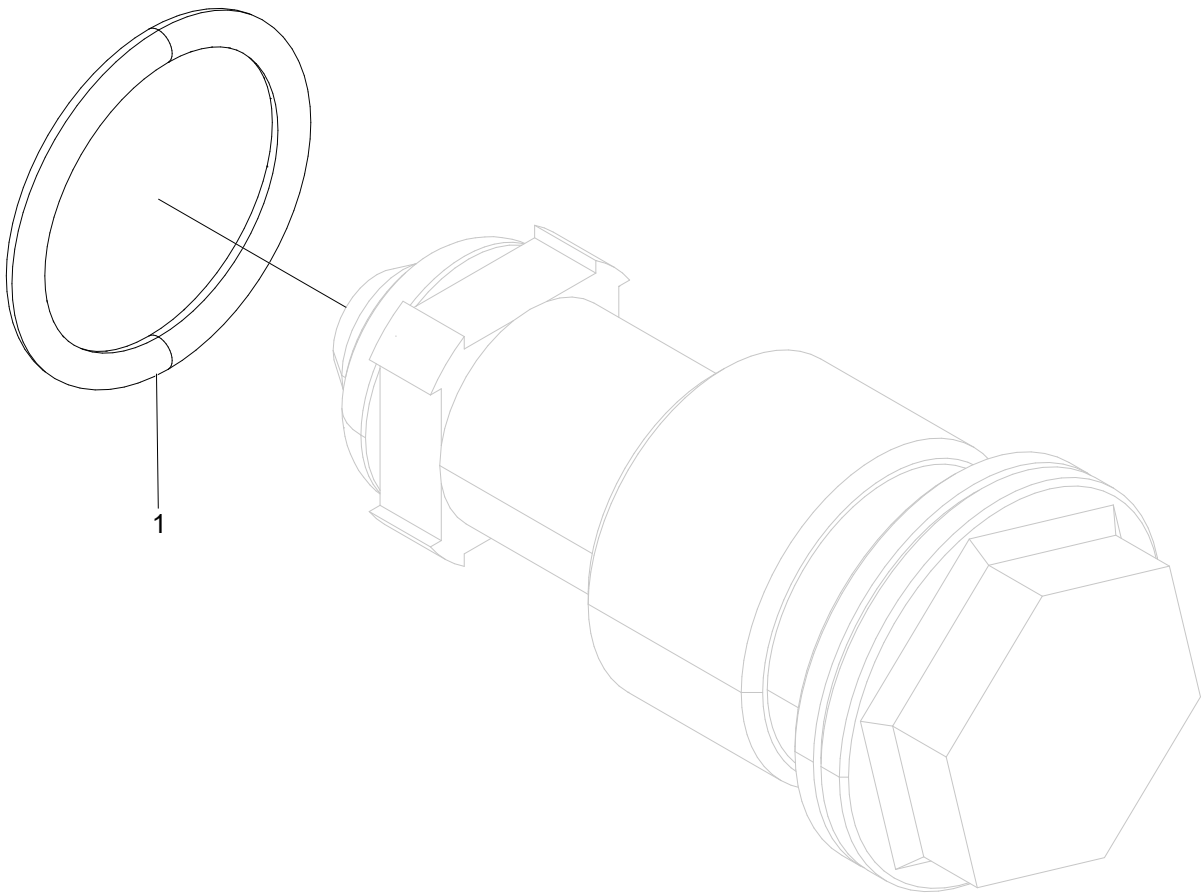
Directional valve 24V

Structure 612057				
Pos.	Part no.	Quantity	Description	Specification
1	613069	1	Solenoid	24 V
2	613105	1	Nut	
3	540037	4	O-ring	7.65x1.68



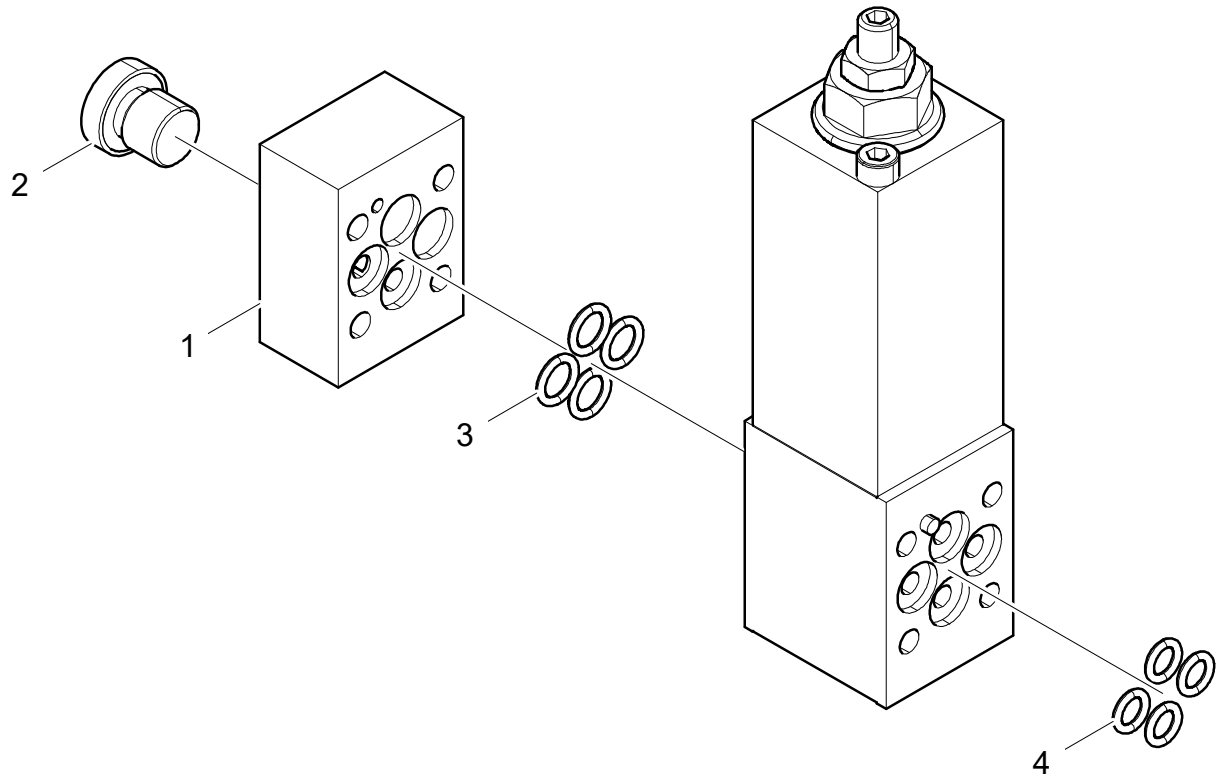
Pressure reducer valve

Structure 619016				
Pos.	Part no.	Quantity	Description	Specification
1	620352	1	Seal kit	



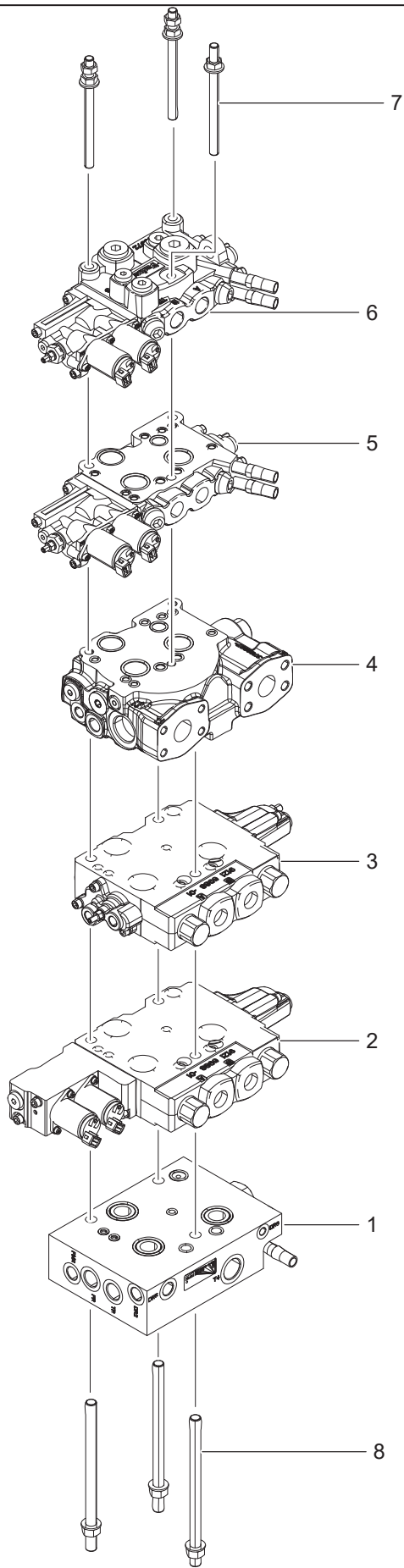
Pressure reducer valve

Structure 617032				
Pos.	Part no.	Quantity	Description	Specification
1	540043	1	Seal kit	



Sequence valve

Structure 619022				
Pos.	Part no.	Quantity	Description	Specification
1	613021	1	Cover	
2	601001	1	Hex plug	1/4" R
3	540036	4	O-ring	7.66x1.78
4	540034	4	O-ring	6.07x1.78

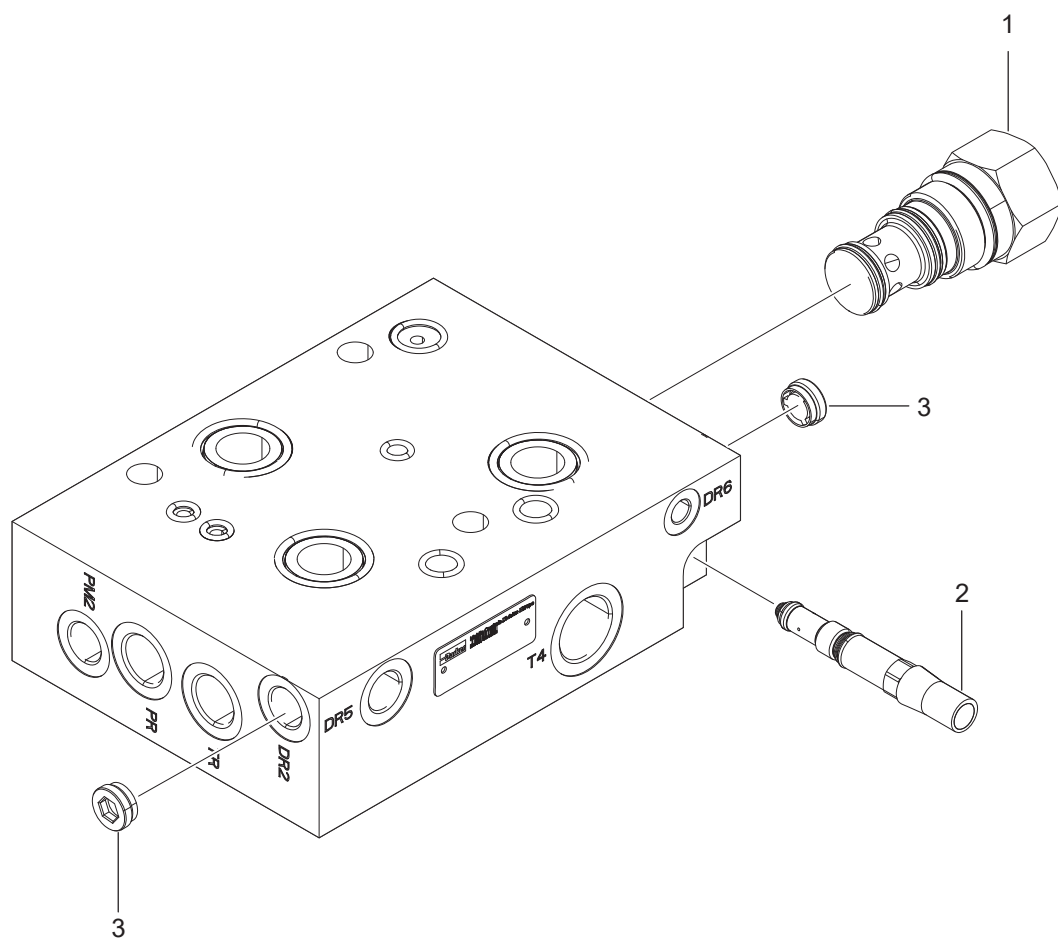


07/065

Log Max 7000C/XT/Twin

Right manifold

Structure 611098-X				
Pos.	Part no.	Quantity	Description	Specification
1	614216-01	1	Inlet section	S01
2	614215-01	1	Feed section	S02
3	614214-01	1	Feed section	S03
4	614210-01	1	Middle section	S04
5	614111-07	1	Knife section	S05
6	614120-01	1	End section	S06
7	611311-KIT	1	Tie rod kit	L=146 mm
8	611310-KIT	1	Tie rod kit	L=193 mm

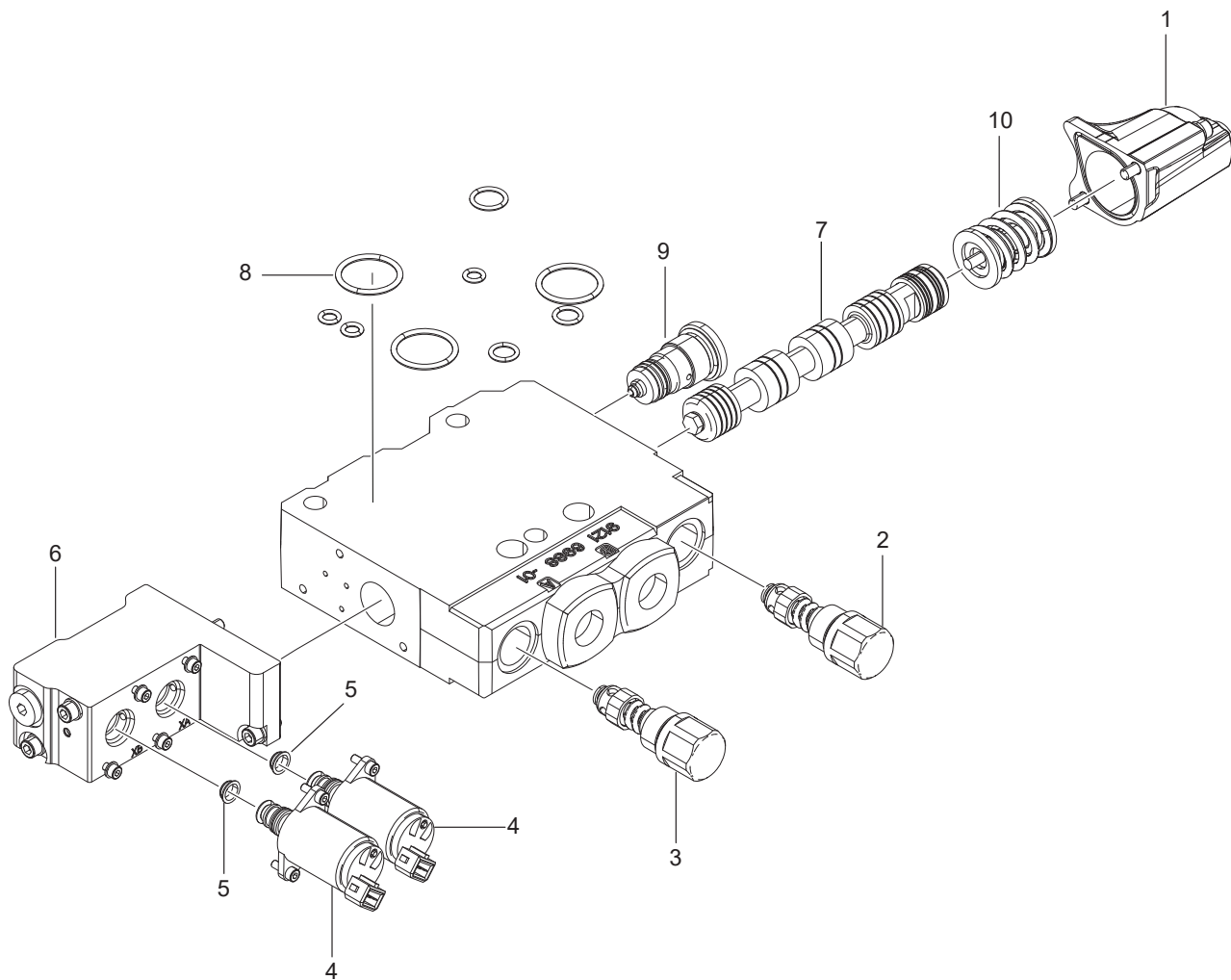


07/067

Log Max 7000C/XT/Twin/10000XT

Inlet section S01

Structure 614216-01				
Pos.	Part no.	Quantity	Description	Specification
1	620543	1	Logic element	
2	620397	1	Feed reducer	
3	617028	2	Check valve	

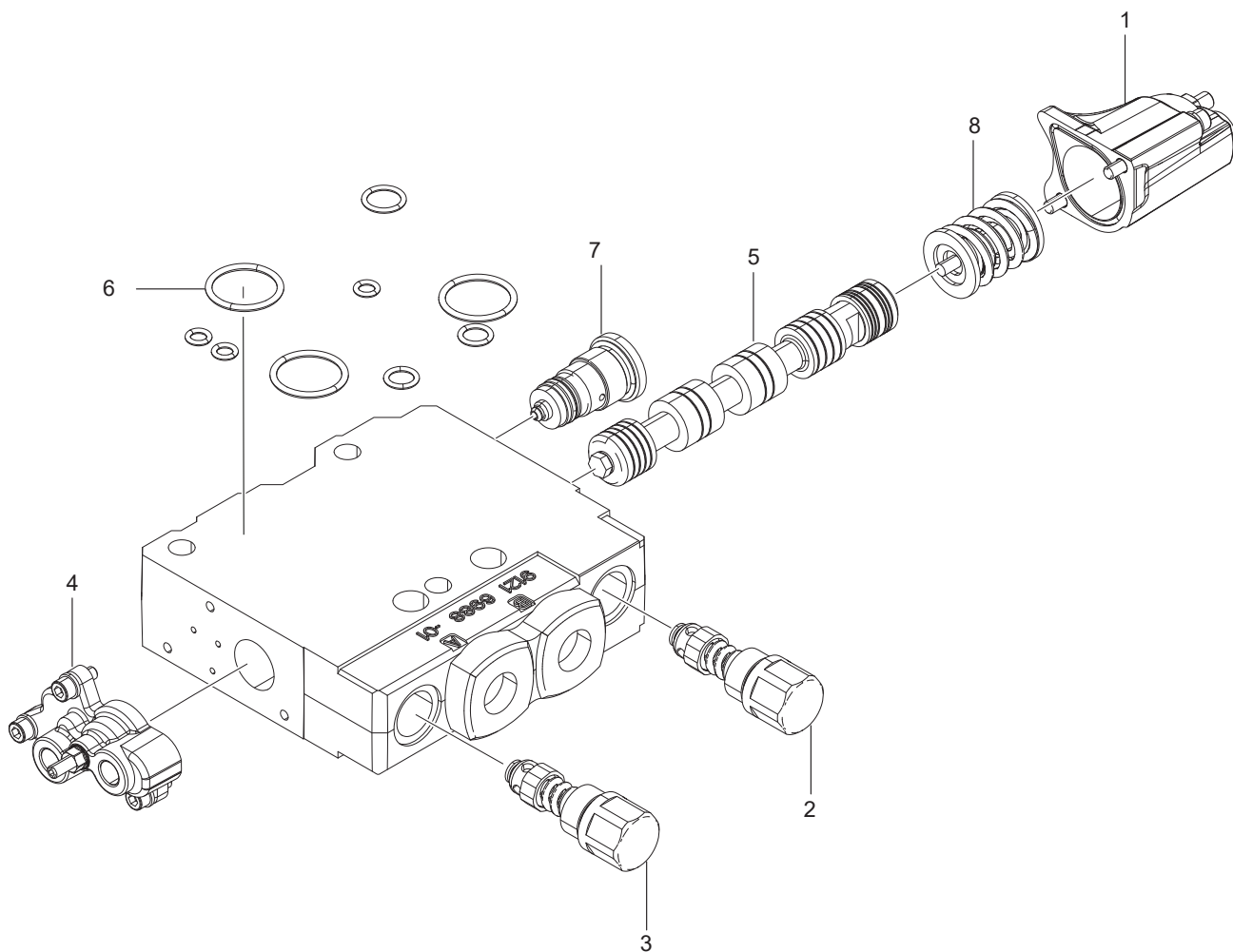


07/068

Log Max 7000C/XT/Twin

Feed section S02

Structure 614215-01				
Pos.	Part no.	Quantity	Description	Specification
1	611314	1	Cap kit	B – side / B – sida
2	611190	1	Relief valve	300 bar
3	611191	1	Relief valve	330 bar
4	620394	2	Solenoid	24V
5	620385	2	Restrictor	1.5 mm
6	611315	1	Cap kit	A – side / A – sida
7	620489	1	Spool	PUX
8	611302	1	Seal kit	
9	611320	1	Compensator plug	
10	620519	1	Spring kit	

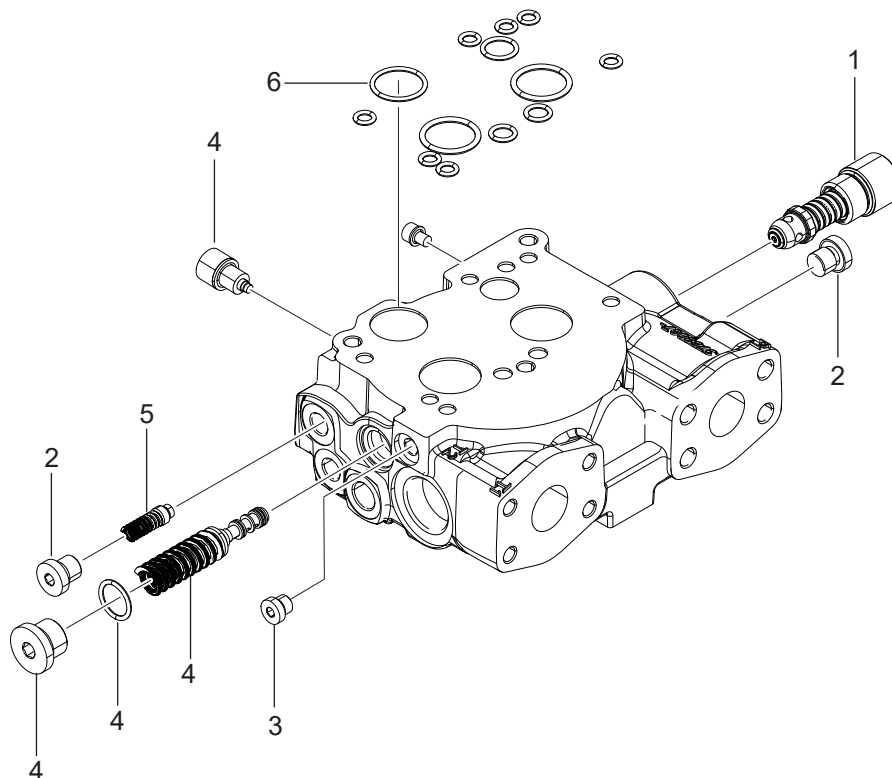


07/069

Log Max 7000C/XT/Twin

Feed section S03

Structure 614214-01				
Pos.	Part no.	Quantity	Description	Specification
1	611319	1	Cap kit	B – side / B – sida
2	611190	1	Relief valve	300 bar
3	611191	1	Relief valve	330 bar
4	611318	1	Cap kit	A – side / A – sida
5	620489	1	Spool	PUX
6	611302	1	Seal kit	
7	611320	1	Compensator plug	
8	620519	1	Spring kit	

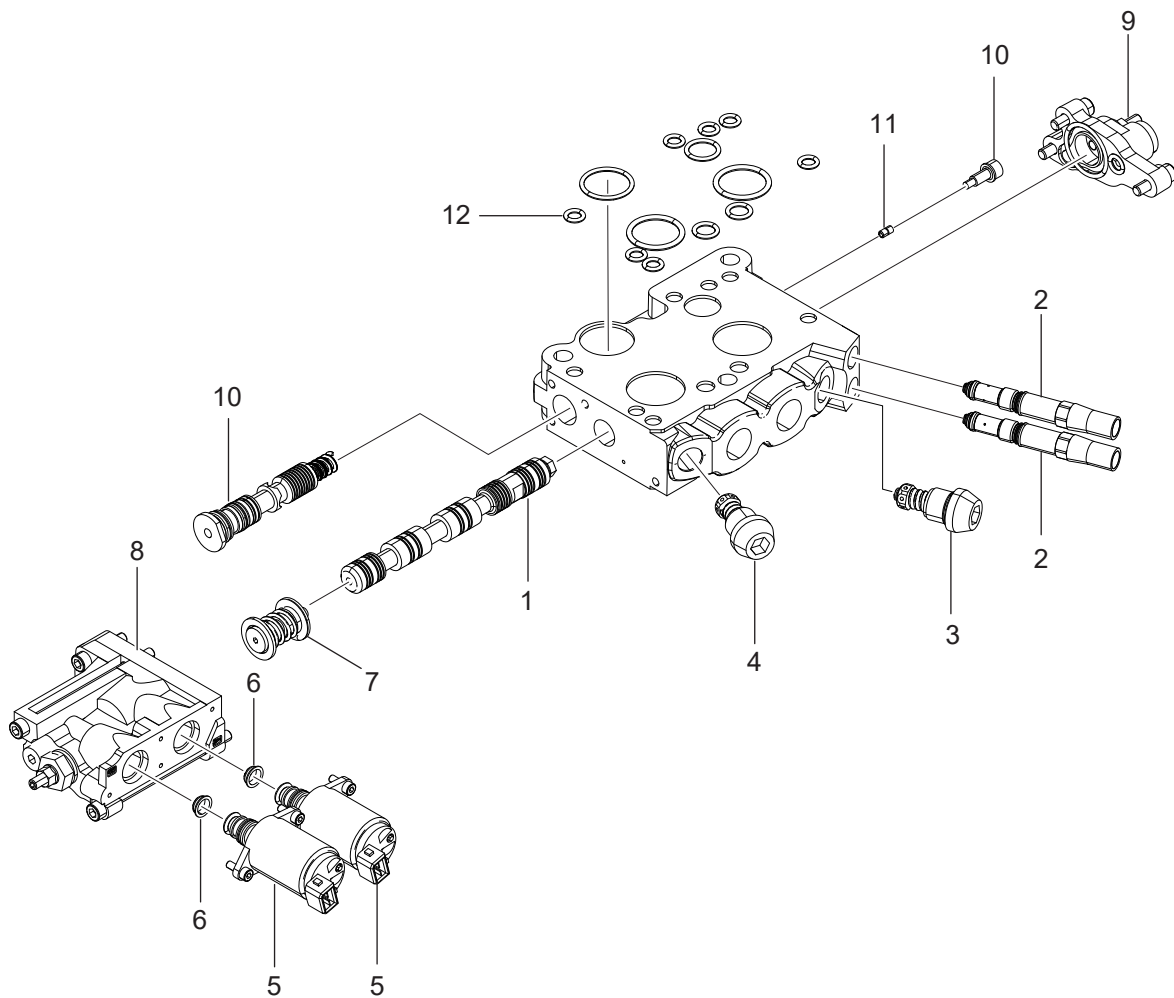


07/070

Log Max 7000C/XT/Twin/10000XT

Middle section S04

Structure 614210-01				
Pos.	Part no.	Quantity	Description	Specification
1	611194	1	Relief valve	350 bar
2	601001	2	Hex plug	1/4" R
3	611307	1	Plug	
4	611305	1	Pilot pressure reducer kit	35 bar, "Red"
	611306	1	Pilot pressure reducer kit	35 bar, "Green"
5	620426	1	Pilot strainer kit	
6	620377	1	Seal kit	

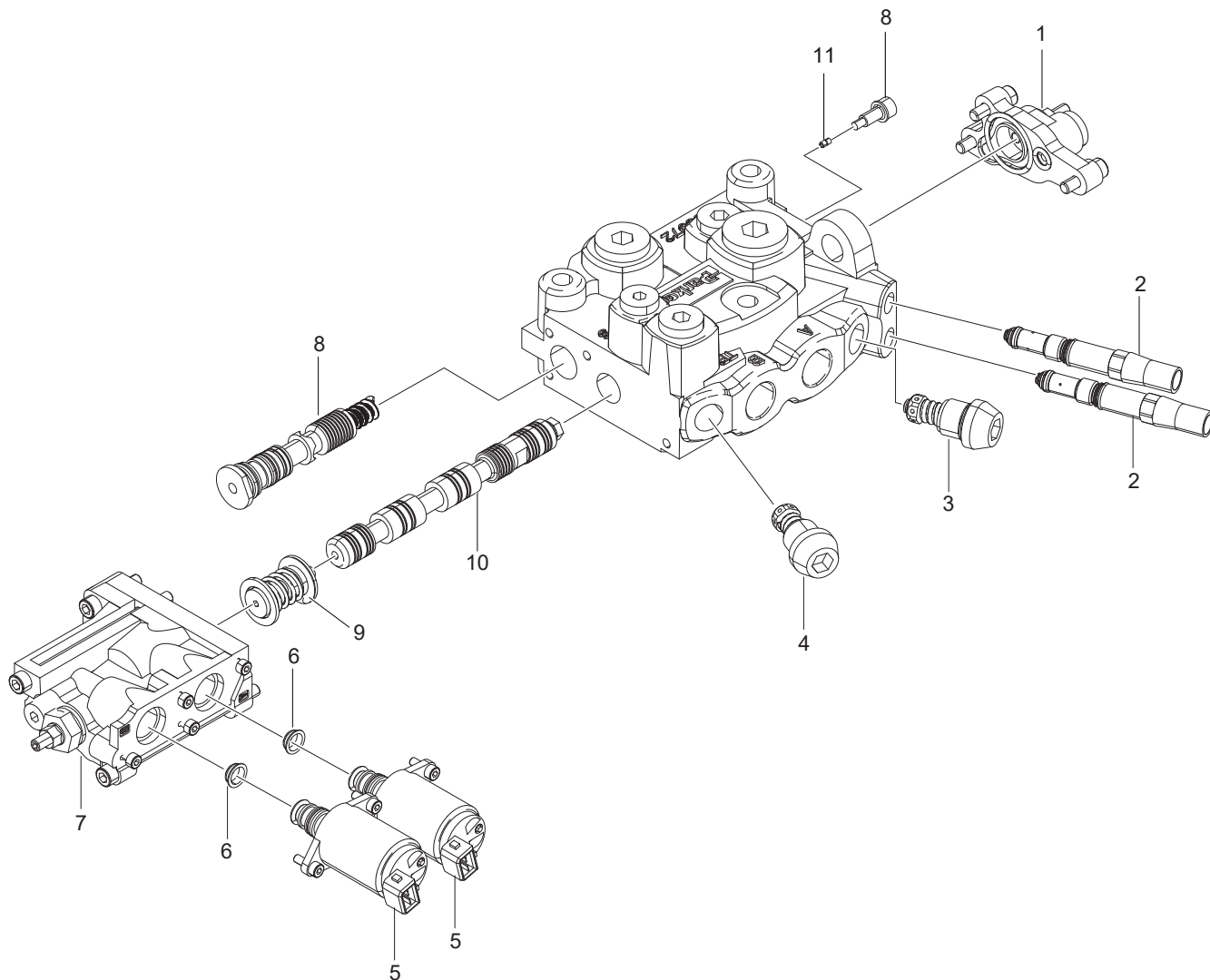


07/071

Log Max 7000C/XT/Twin

Knife section S05

Structure 614111-07				
Pos.	Part no.	Quantity	Description	Specification
1	620444	1	Spool	MBX
2	620397	2	Feed reducer	
3	620404	1	Relief valve	210 bar
4	620399	1	Relief valve	125 bar
5	620394	2	Solenoid	24V
6	620395	2	Restrictor	1.2 mm
7	620392	1	Spring kit	
8	620393	1	Cap kit	B – side / B – sida
9	620390	1	Cap kit	A – side / A – sida
10	620510	1	Compensator kit	K spring, "Blue" / K fjäder, "Blå"
	620512	1	Compensator kit	K spring, "Green"/ K fjäder "Grön"
11	620508	1	Restrictor	0.8 mm
12	620377	1	Seal kit	

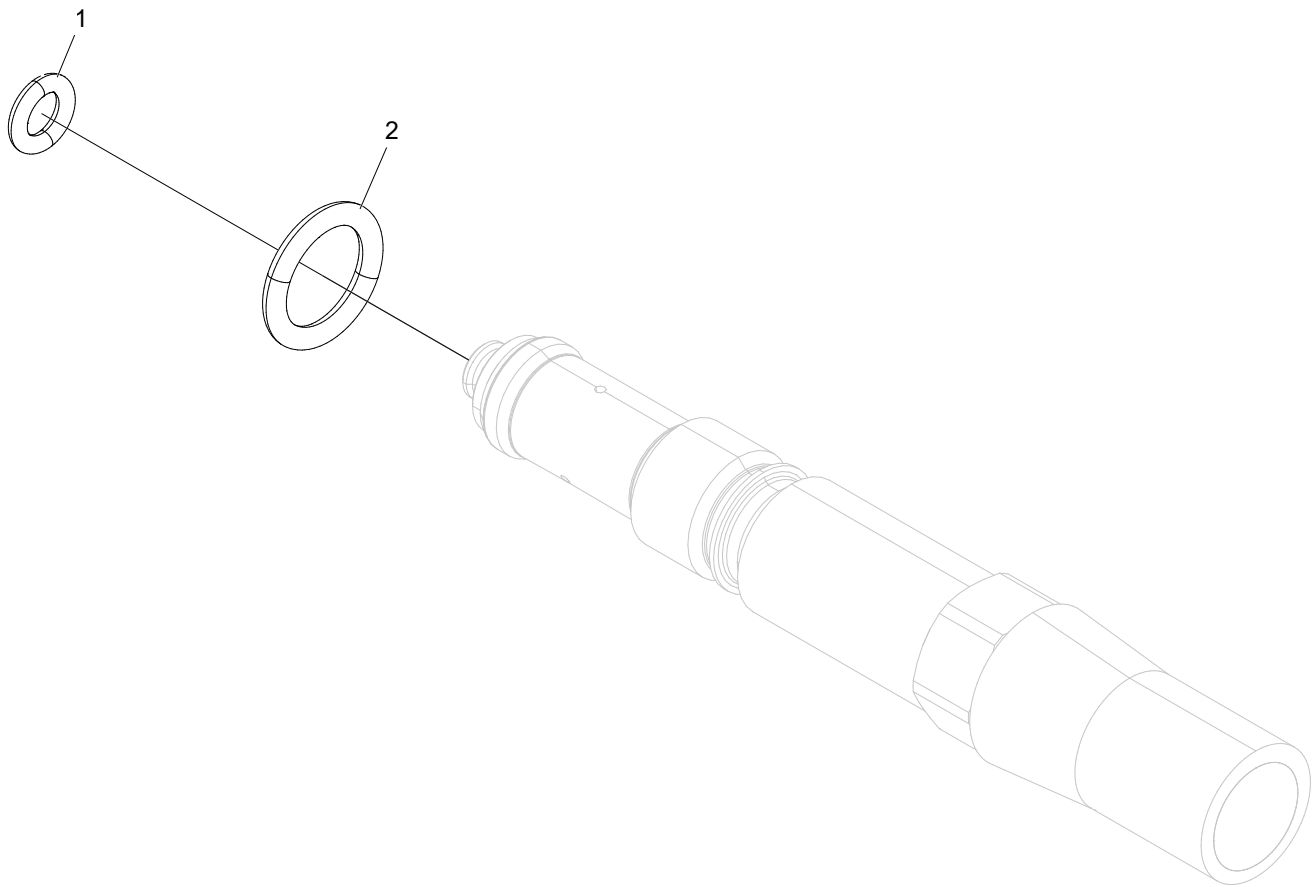


07/072

Log Max 7000C/XT/Twin

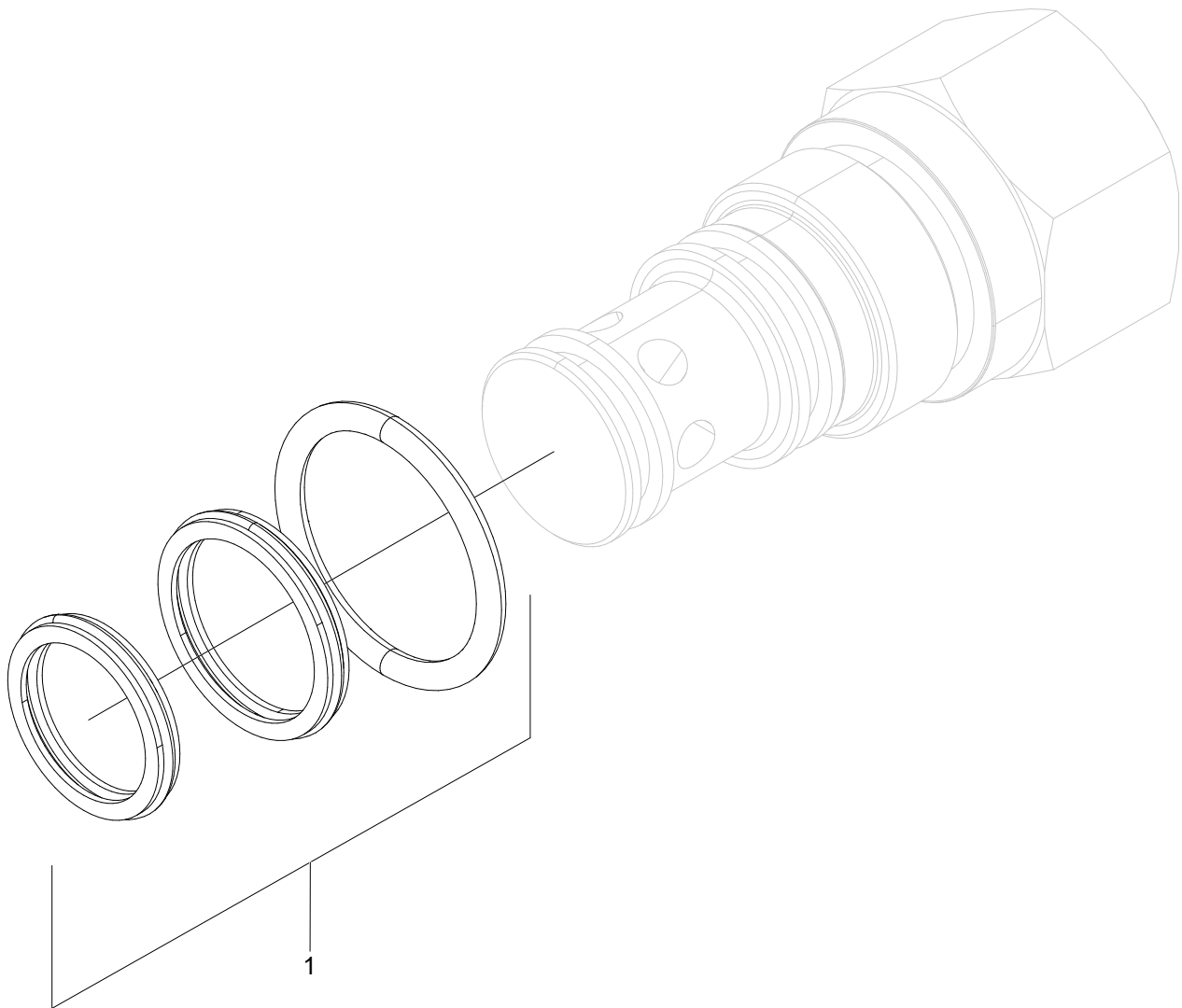
End section S06

Structure 614120-01				
Pos.	Part no.	Quantity	Description	Specification
1	620390	1	Cap kit	A – side / A – sida
2	620397	2	Feed reducer	
3	620404	1	Relief valve	210 bar
4	620399	1	Relief valve	125 bar
5	620394	2	Solenoid	24V
6	620395	2	Restrictor	1.2 mm
7	620393	1	Cap kit	B – side / B – sida
8	620511	1	Compensator kit	KX spring, "Blue"/ KX fjäder, "Blå"
	620513	1	Compensator kit	KX spring, "Green"/ KX fjäder, "Grön"
9	620392	1	Spring kit	
10	620447	1	Spool	LFX
11	620508	1	Restrictor	0.8 mm



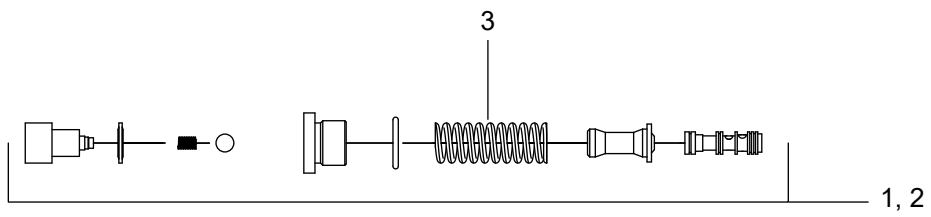
Feed reducer

Structure 620397				
Pos.	Part no.	Quantity	Description	Specification
1	540001	2	O-ring	4.1x1.6
2	543022	2	O-ring	9.5x2.0



Logic element

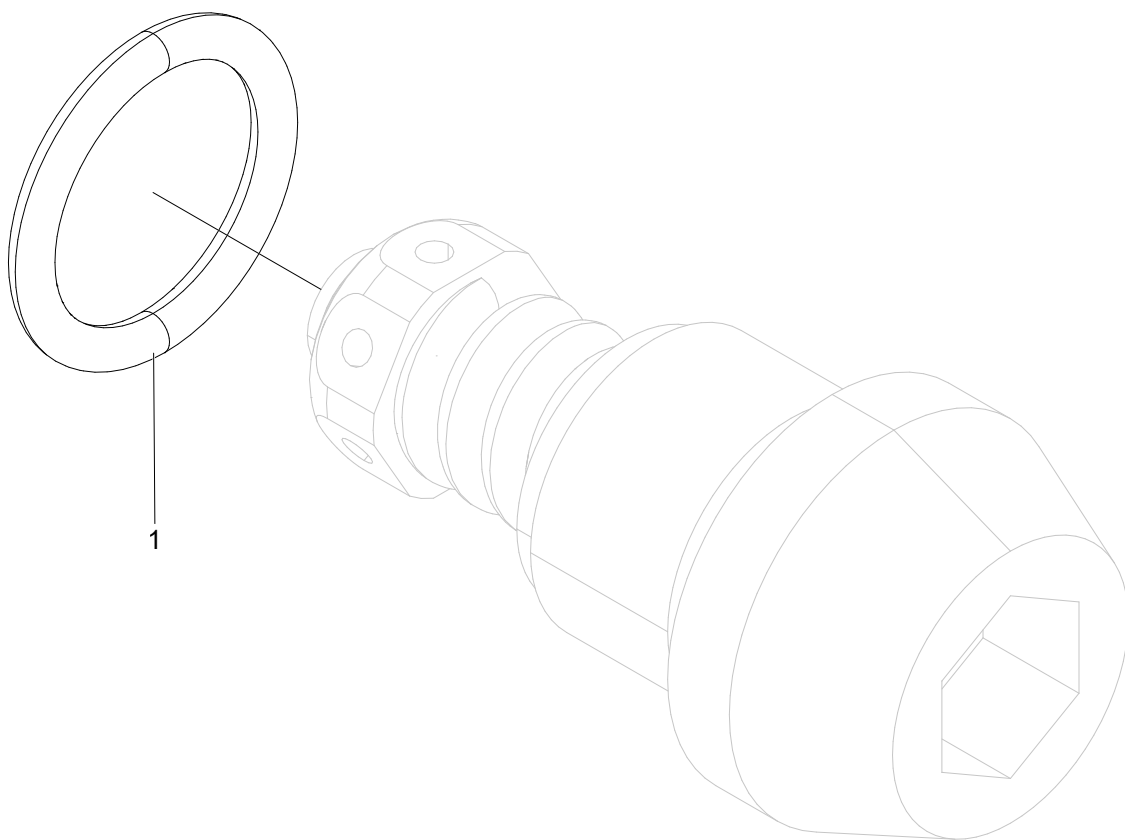
Structure 620543				
Pos.	Part no.	Quantity	Description	Specification
1	611309	1	Seal kit	



07 / 013

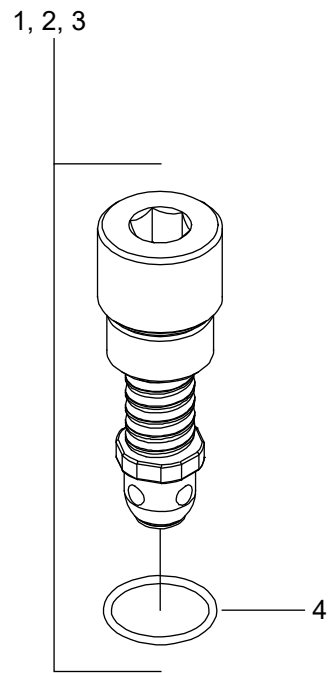
Pilot reducer

Structure 620417, 620418				
Pos.	Part no.	Quantity	Description	Specification
1	620417	1	Pilot reducer	35 bar, G
2	620418	1	Pilot reducer	35 bar, R
3	620425	1	Spring	35 bar



Relief valve

Structure 620399, 620404				
Pos.	Part no.	Quantity	Description	Specification
1	540072	1	O-ring	15.3x2.4

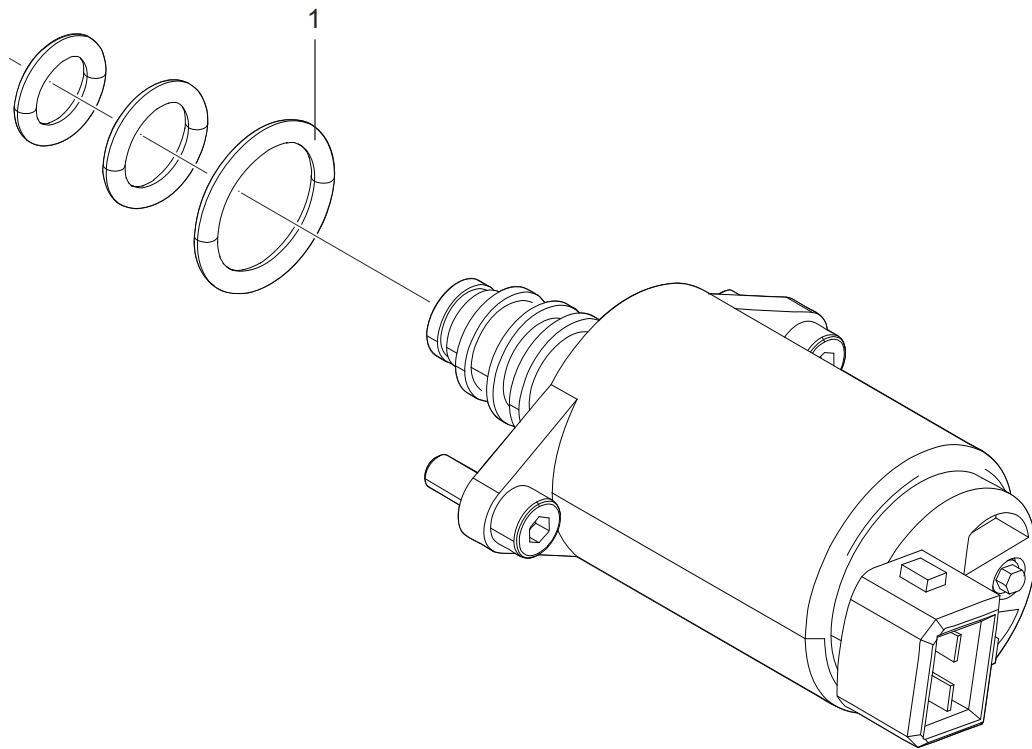


07/085

Log Max

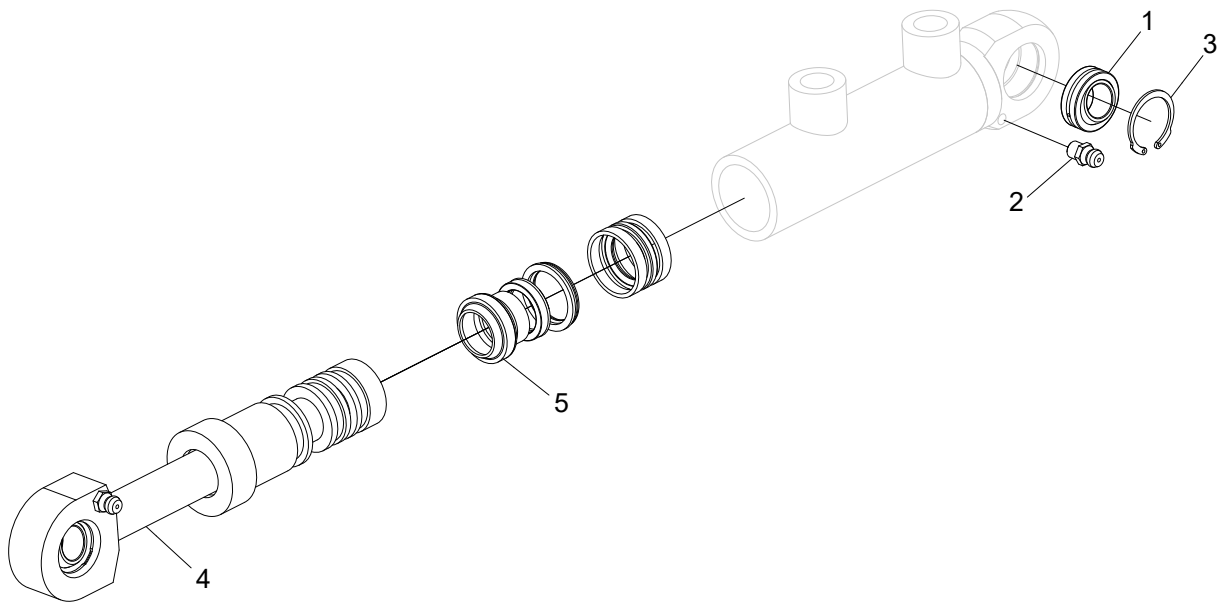
Relief valves

Structure 611190, 611191, 611194				
Pos.	Part no.	Quantity	Description	Specification
1	611190	1	Relief valve	300 bar
2	611191	1	Relief valve	330 bar
3	611194	1	Relief valve	350 bar
4	540047	1	O-ring	21.95x1.78



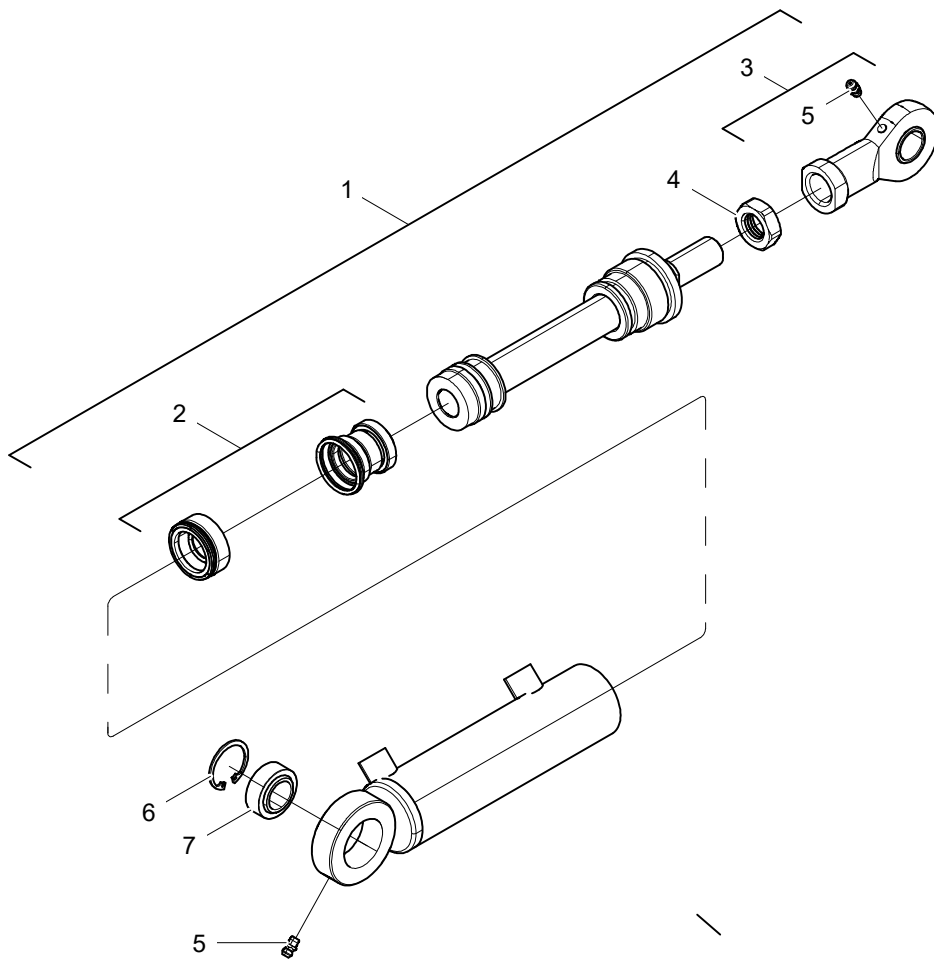
Solenoid 24V

Structure 620394				
Pos.	Part no.	Quantity	Description	Specification
1	620374	1	Seal kit	



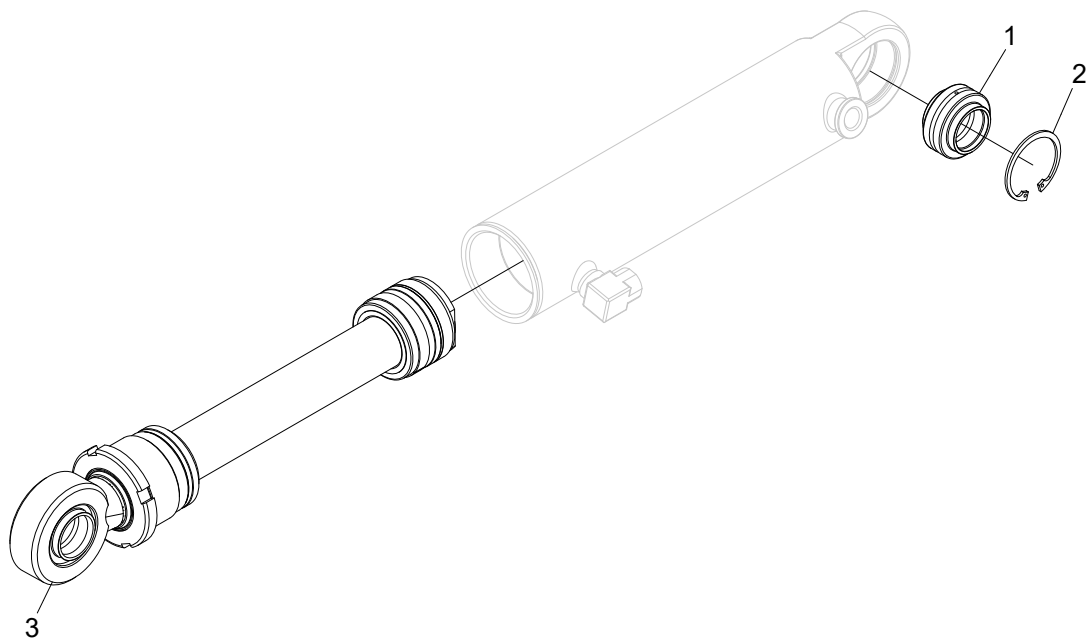
Cylinder Ø25/16-45

Structure 015462				
Pos.	Part no.	Quantity	Description	Specification
1	015220	1	Spherical bushing	GE12E-S
2	625004	1	Grease nipple	M6
3	517214	1	Circlip	JV 22
4	620060-KIT	1	Rod kit	
5	620003	1	Seal kit	



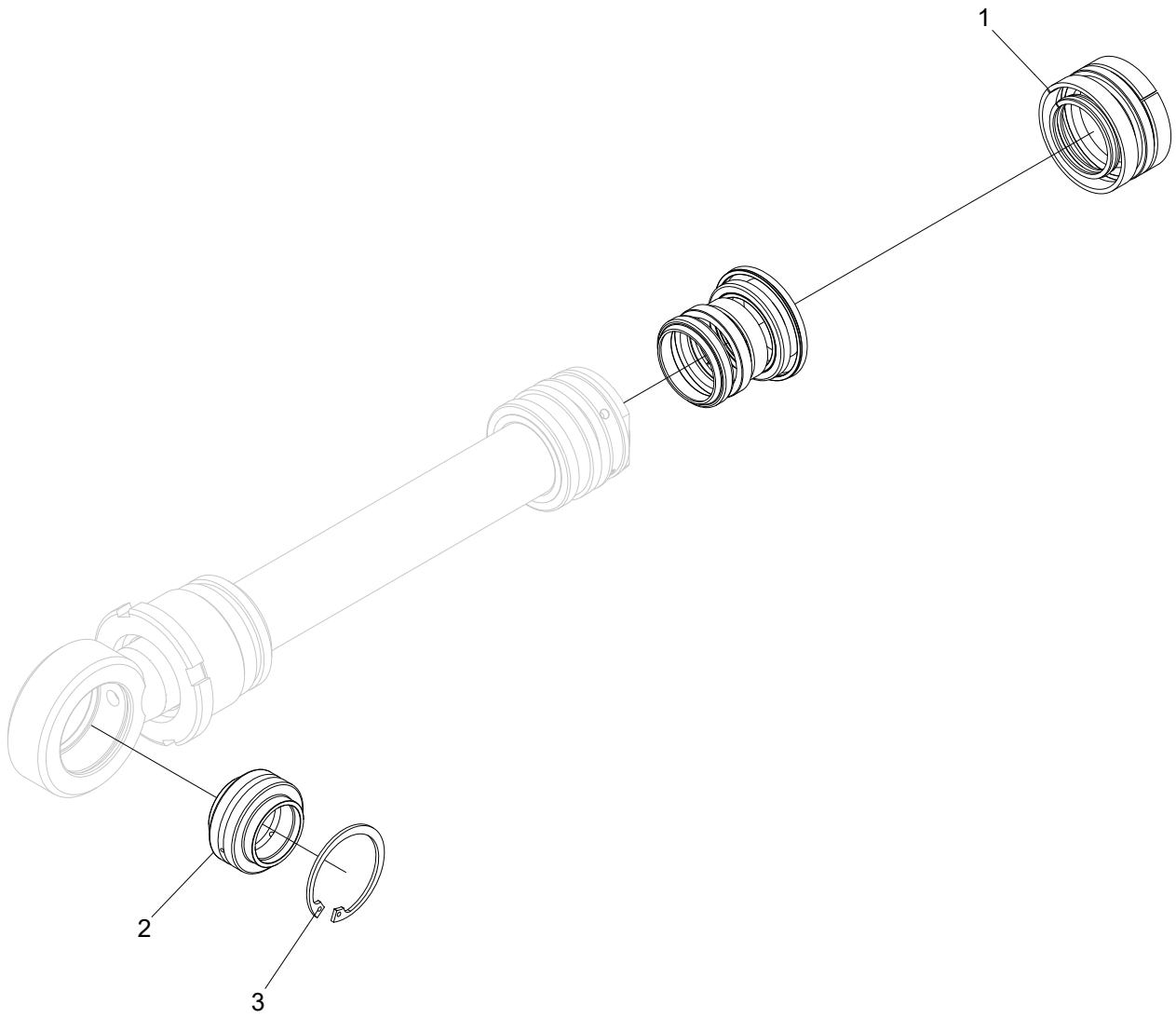
Cylinder Ø40/25-106

Structure 015669				
Pos.	Part no.	Quantity	Description	Specification
1	620631-KIT	1	Rod kit	
2	620071	1	Seal kit	
3	510120	1	Link head	
4	502704	1	Nut	M20x1.5
5	625004	1	Grease nipple	M6
6	517227	1	Circlip	JV 35
7	510005	1	Spherical bushing	GE 20 ES



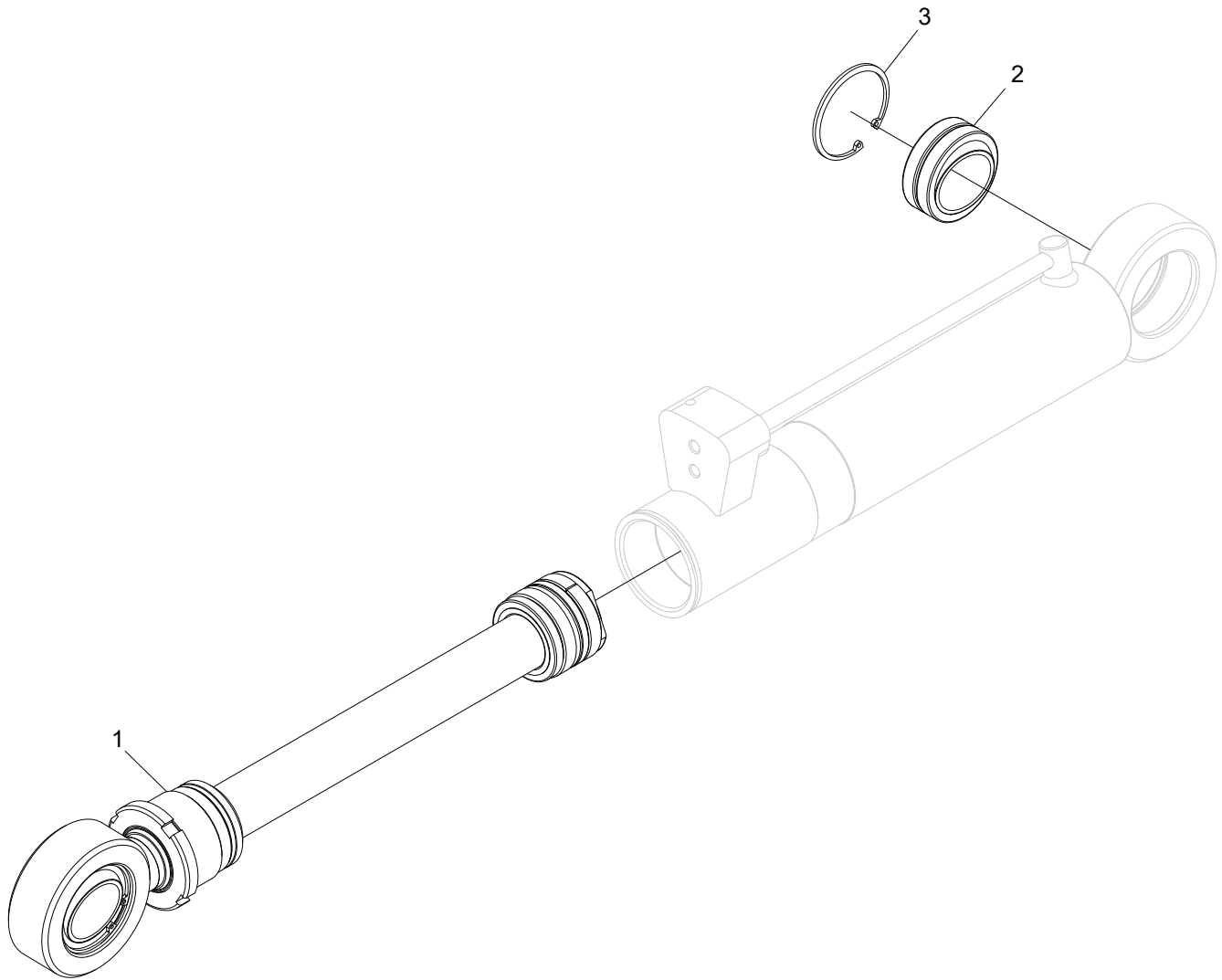
Hydraulic cylinder

Structure 018997				
Pos.	Part no.	Quantity	Description	Specification
1	510050	1	Spherical bushing	GEEW-32ES
2	517245	1	Circlip	SGH 52
3	10000481	1	Rod kit	



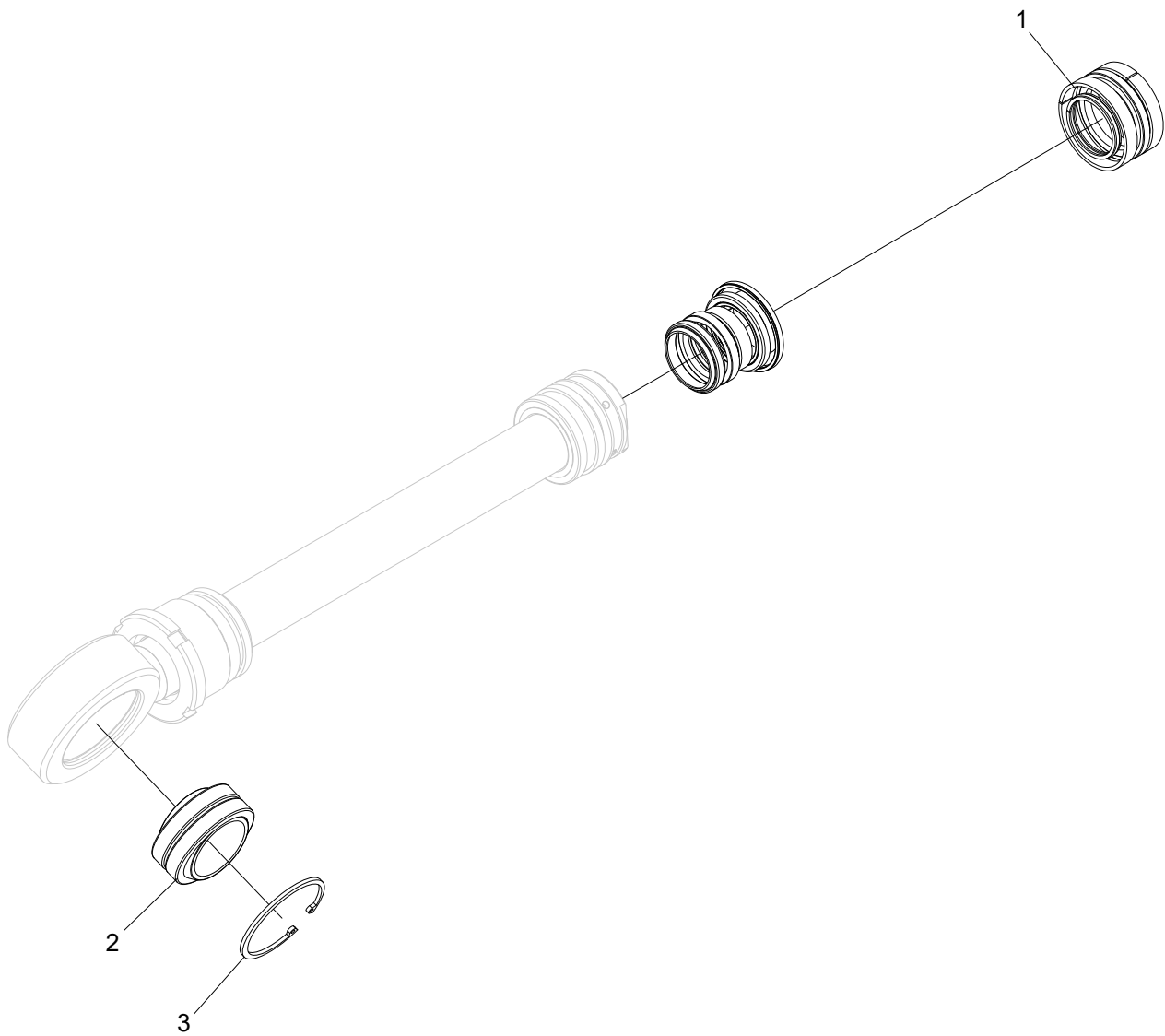
Rod kit

Structure 10000481				
Pos.	Part no.	Quantity	Description	Specification
1	10000480	1	Seal kit	
2	510050	1	Spherical bushing	GEEW32-ES
3	517245	1	Circlip	SGH 52



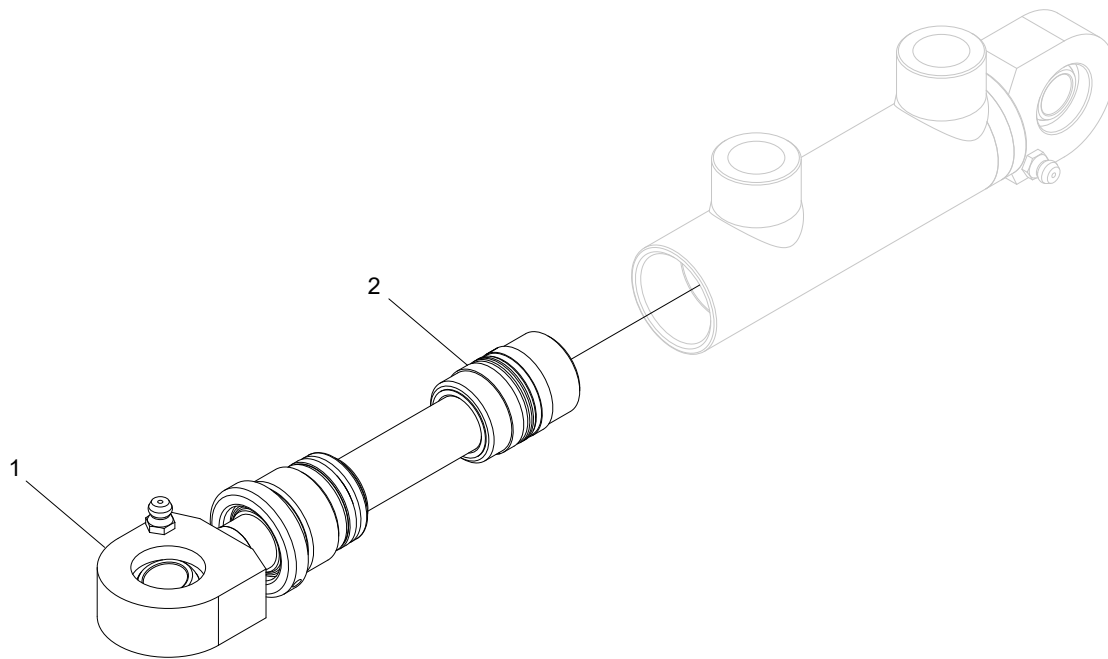
Hydraulic cylinder

Structure 018989				
Pos.	Part no.	Quantity	Description	Specification
1	10000248	1	Rod kit	
2	510011	1	Spherical bushing	GE45-ES
3	517253	1	Circlip	SGH 68



Rod kit

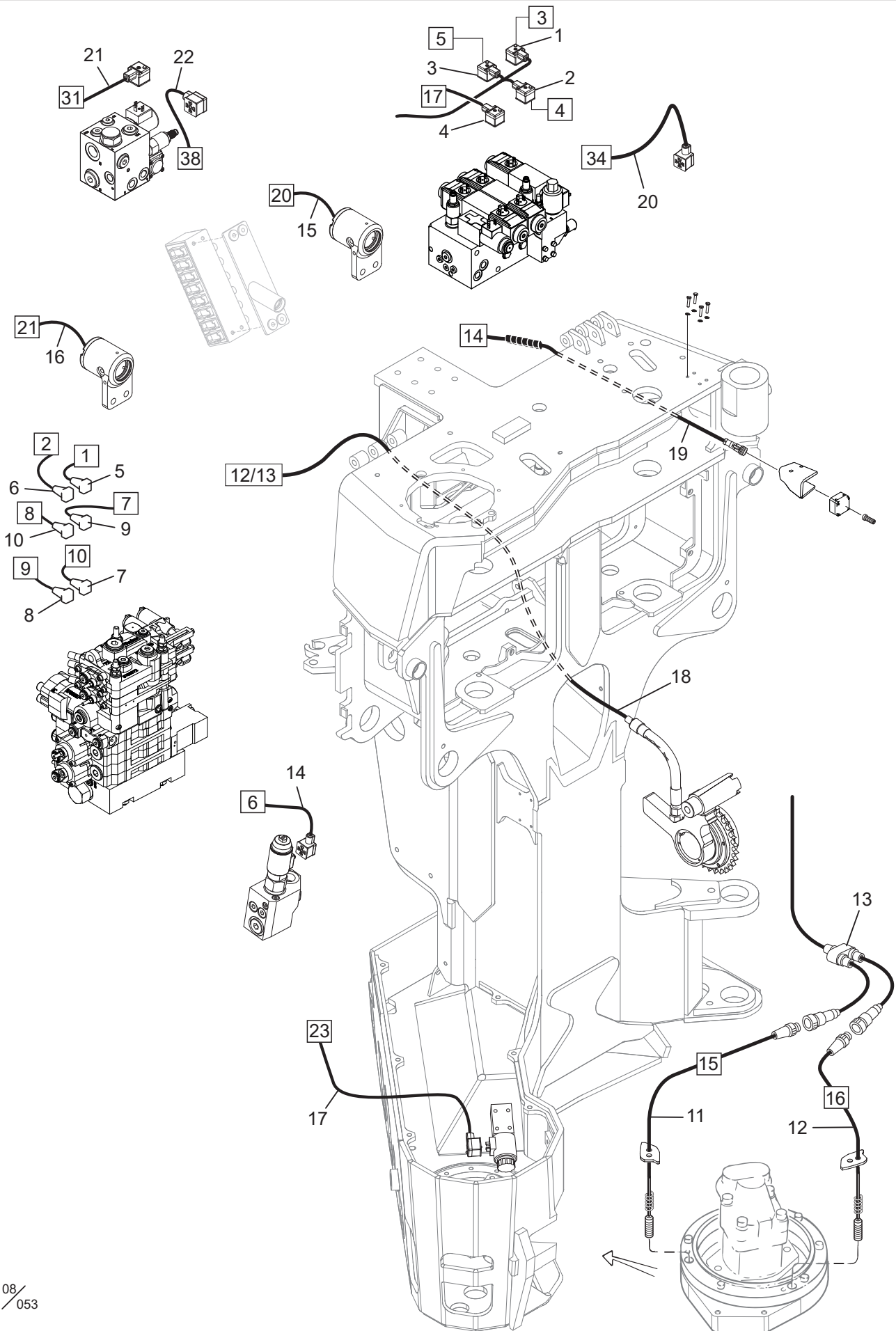
Structure 10000248				
Pos.	Part no.	Quantity	Description	Specification
1	10000244	1	Seal kit	
2	510011	1	Spherical bushing	GE45-ES
3	517253	1	Circlip	SGH 68



Cylinder

Structure 018870				
Pos.	Part no.	Quantity	Description	Specification
1	10000366	1	Tie rod kit	
2	620004	1	Seal kit	

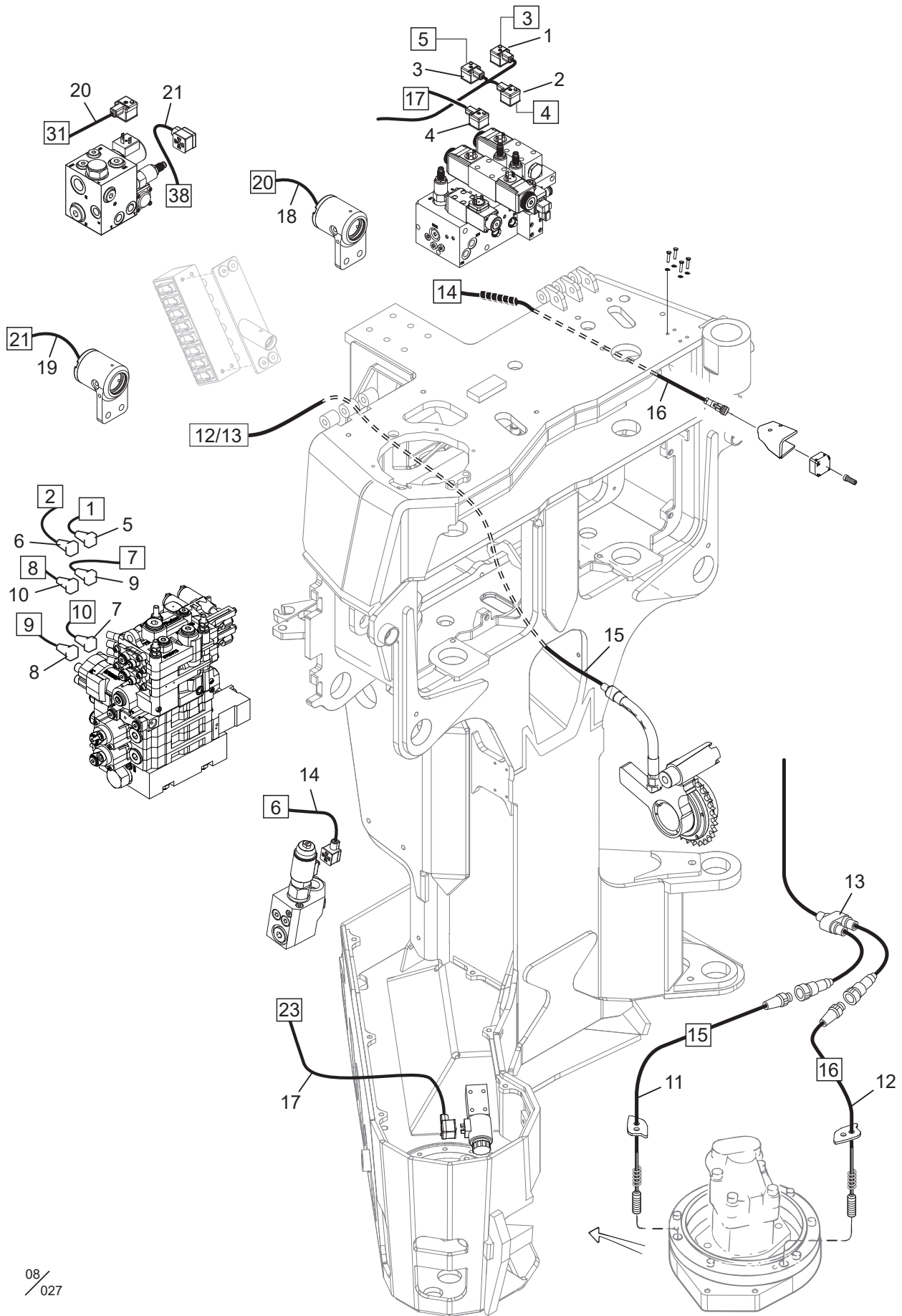
Control system



08/053

Log Mate 510 #2

Structure 044125-4-KABE, 044130-2-KABE				
Pos.	Part no.	Quantity	Description	Specification
1	401232	1	Cable	"3"
2	401232	1	Cable	"4"
3	401232	1	Cable	"5"
4	401232	1	Cable	"17"
5	401296	1	Cable	"1"
6	401296	1	Cable	"2"
7	401296	1	Cable	"10"
8	401296	1	Cable	"9"
9	401296	1	Cable	"7"
10	401296	1	Cable	"8"
11	017283	1	Sensor	"15"
12	017283	1	Sensor	"16"
13	017325	1	Cable	
14	401232	1	Cable	"6"
15	402573	1	Cable	"20"
16	402573	1	Cable	"21"
17	401233	1	Cable	"23"
18	401232	1	Cable	"12/13"
19	402552	1	Cable	"14"
20	401232	1	Cable	"34"
21	401232	1	Cable	"31" Only topsaw / Endast toppsåg
22	401232	1	Cable	"38" Only topsaw / Endast toppsåg

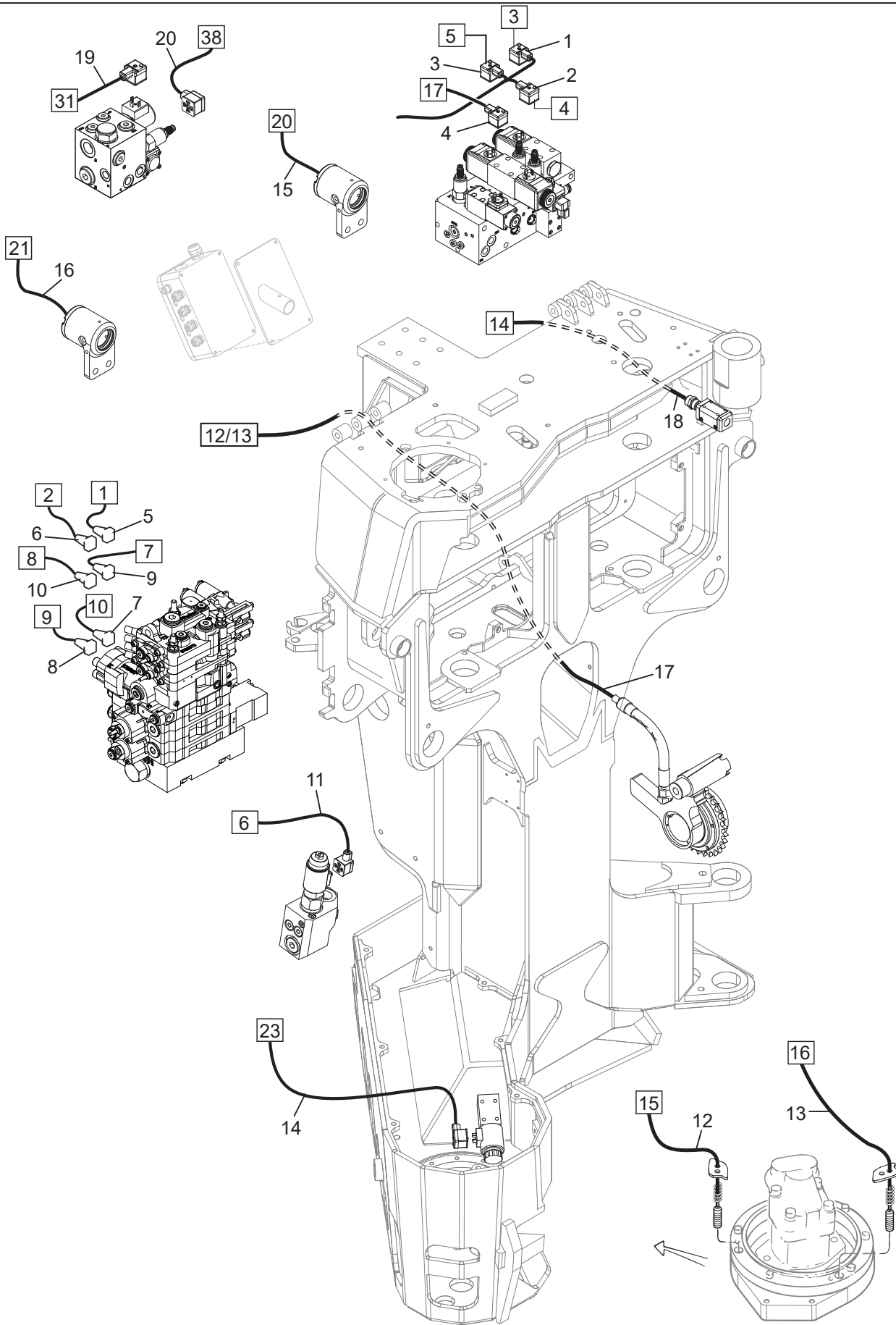


08 / 027

Log Max 7000XT - Log Mate 510

Log Mate 510

Structure 039125-KABEL, 044125-KABEL				
Pos.	Part no.	Quantity	Description	Specification
1	401232	1	Cable	"3"
2	401232	1	Cable	"4"
3	401232	1	Cable	"5"
4	401232	1	Cable	"17"
5	401296	1	Cable	"1"
6	401296	1	Cable	"2"
7	401296	1	Cable	"10"
8	401296	1	Cable	"9"
9	401296	1	Cable	"7"
10	401296	1	Cable	"8"
11	017283	1	Magnetic sensor	"15"
12	017283	1	Magnetic sensor	"16"
13	017325	1	Cable	
14	401232	1	Cable	"6"
15	402580	1	Cable	"12/13"
16	402552	1	Cable	"14"
17	401233	1	Cable	"23"
18	402573	1	Cable	"20"
19	402573	1	Cable	"21"
20	401232	1	Cable	"31" Only topsaw / Endast toppsåg
21	401232	1	Cable	"38" Only topsaw / Endast toppsåg

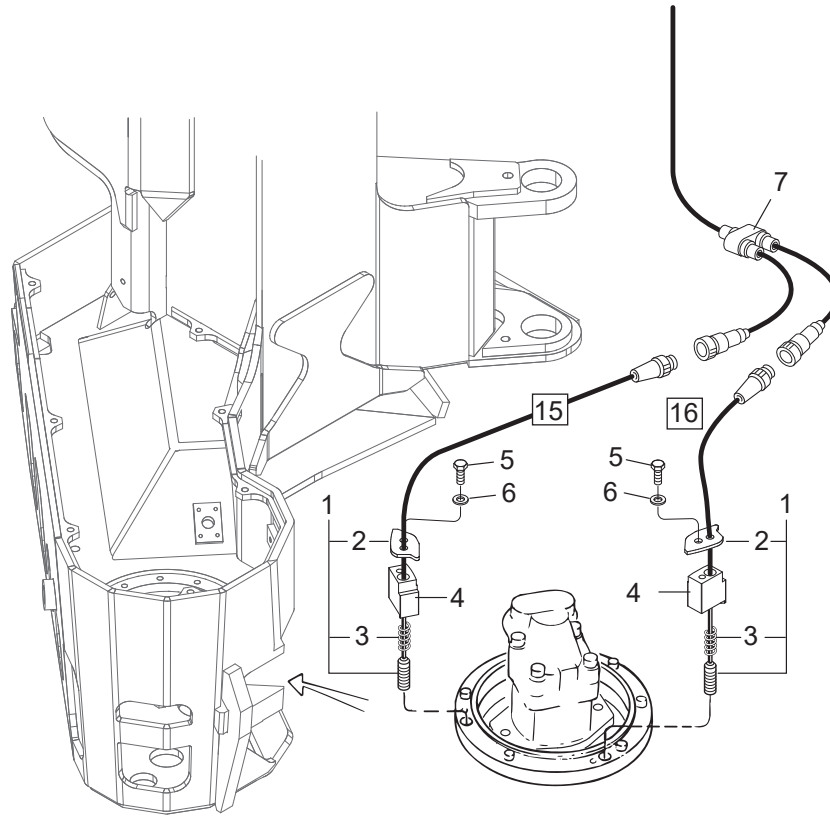


08 / 022

Log Max 7000XT - IT/PC

IT

Structure 006117-KABEL				
Pos.	Part no.	Quantity	Description	Specification
1	401232	1	Cable	"3"
2	401232	1	Cable	"4"
3	401232	1	Cable	"5"
4	401232	1	Cable	"17"
5	401296	1	Cable	"1"
6	401296	1	Cable	"2"
7	401296	1	Cable	"10"
8	401296	1	Cable	"9"
9	401296	1	Cable	"7"
10	401296	1	Cable	"8"
11	401232	1	Cable	"6"
12	013007	1	Magnetic sensor	"15"
13	013007	1	Magnetic sensor	"16"
14	401232	1	Cable	"23"
15	401250	1	Cable	"20"
16	401250	1	Cable	"21"
17	401025	1	Cable	"12/13"
18	402587	1	Cable	"14" Only / Endast IT/PC
19	401232	1	Cable	"31" Only Top saw / Endast Toppsåg
20	401232	1	Cable	"38" Only Top saw / Endast Toppsåg

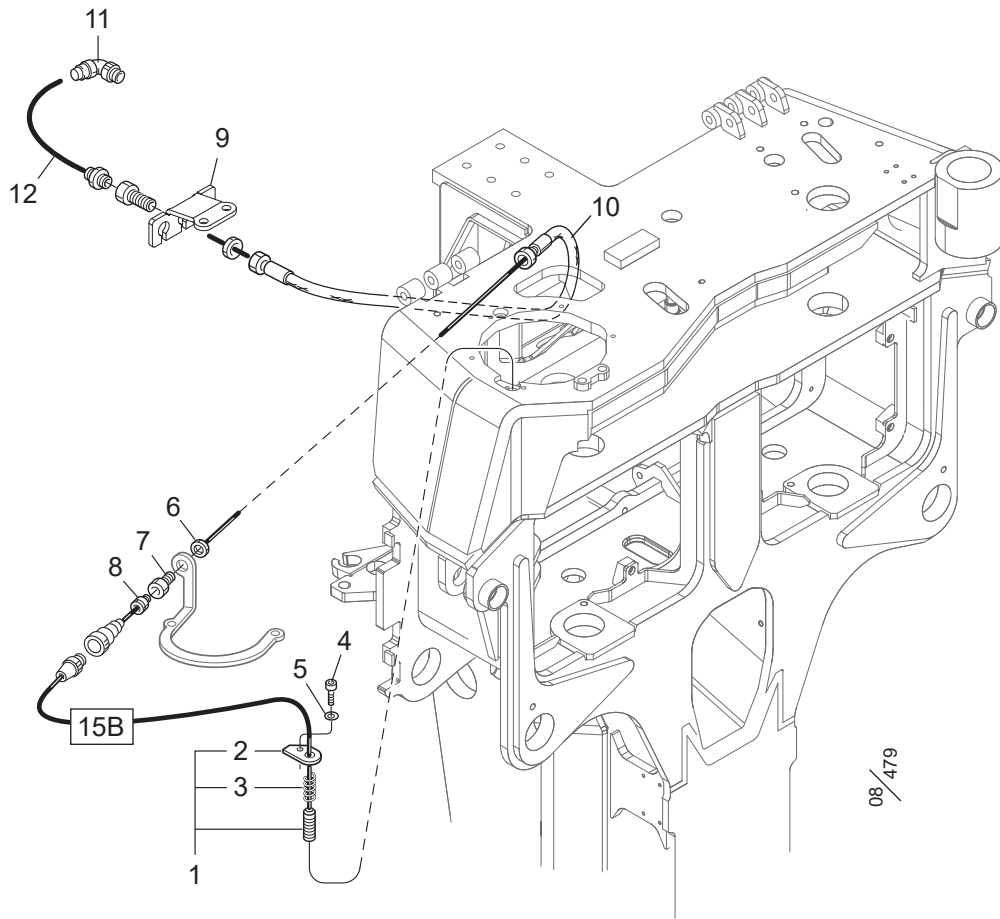


08/
033

Log Max Sågenhet 411XL, 418, 518 - 7000XT/ 7000-FH/ 10000XT/ 12000XT

Electrical system saw unit 418, 411XL & 518

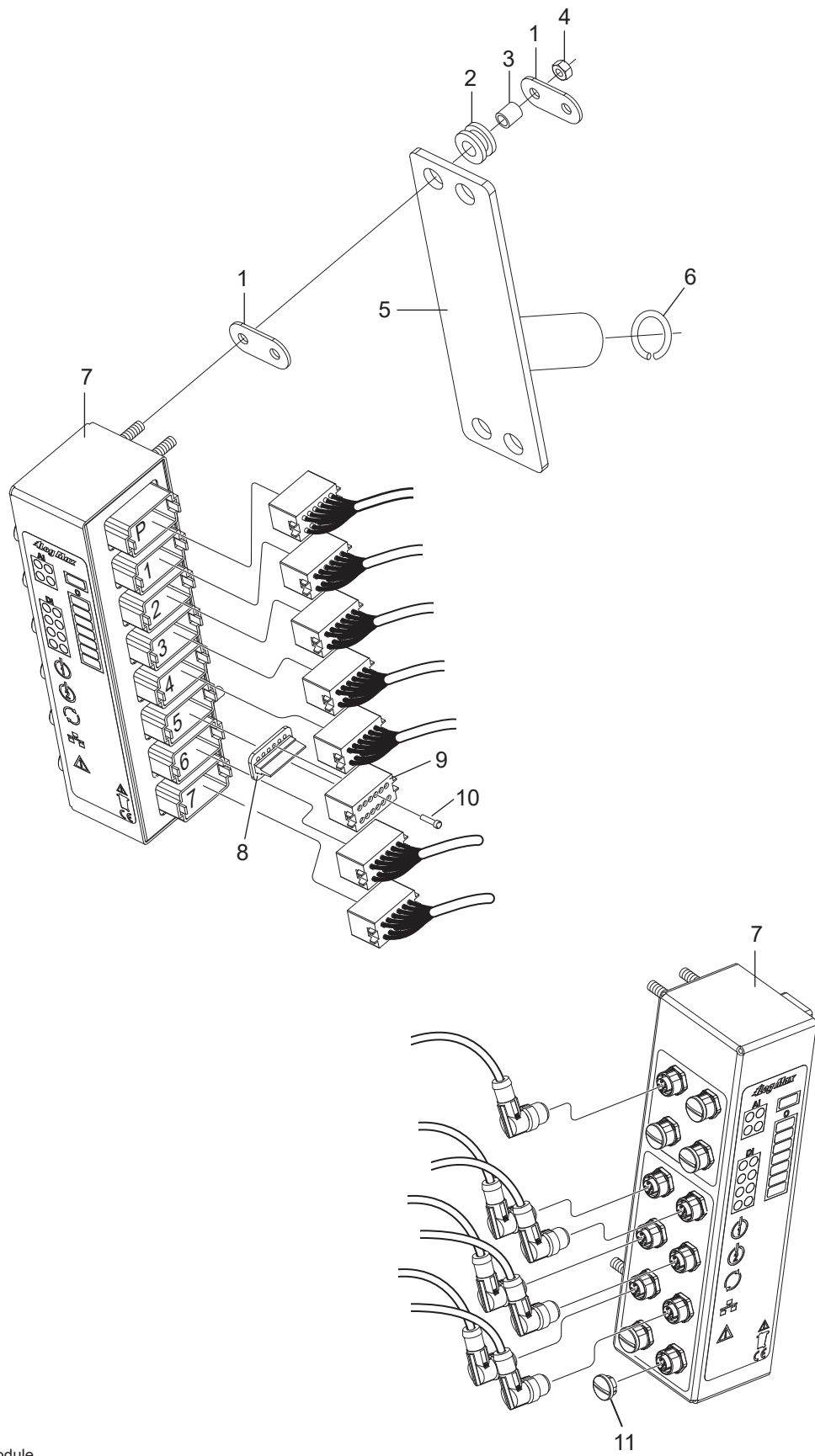
Structure 006106, 047068				
Pos.	Part no.	Quantity	Description	Specification
1	017283	2	Magnetic sensor	
2	016531	2	Plate	
3	526015	2	Spring	
4	017251	2	Sleeve	Only saw unit 418 & 411XL / Endast sågenhet 418 & 411XL
	014938	2	Sleeve	Only saw unit 518 / Endast sågenhet 518
5	501053	2	Screw	MC6S M6x50 12.9
6	503065	2	Washer	M6 Nordlock
7	017325	1	Cable	



Log Max 7000XT/7000FH/10000XT/12000XT

Electrical system top saw

Structure 006125-2				
Pos.	Part no.	Quantity	Description	Specification
1	017283	1	Magnetic sensor	
2	016531	1	Plate	
3	526015	1	Spring	
4	501043	1	Screw	MC6S M6x12 12.9
5	503065	1	Washer	M6 Nordlock
6	601249	1	Nut	R 3/8"
7	014287	1	Bulkhead	R 3/8"
8	401770	1	Cable sleeve	PG 9
9	016817	1	Cable bracket	
10	645375	1	Hose	
11	402315	1	Cable housing	5-pin / 5-pol
12	402587	1	Cable	"15B"

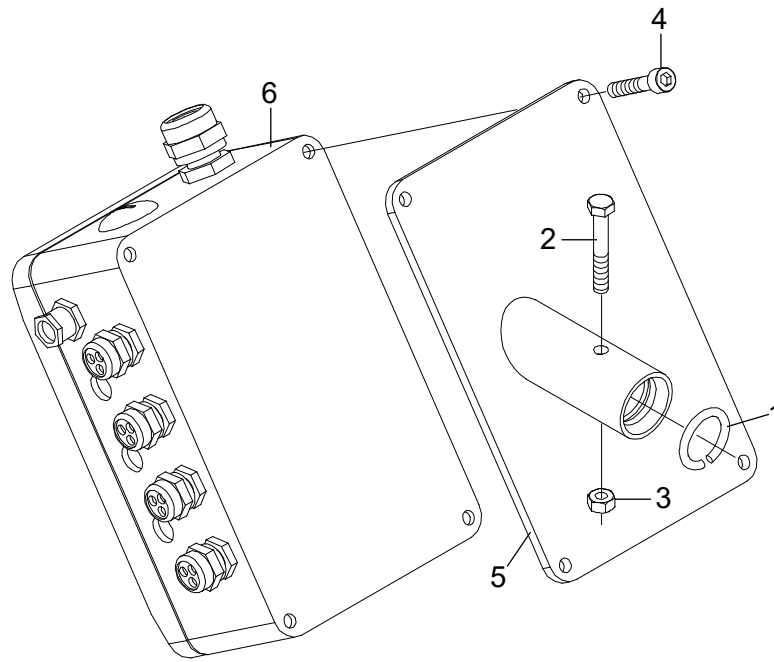


08 /
026

Log Mate 510 Head Module

Log Mate 510

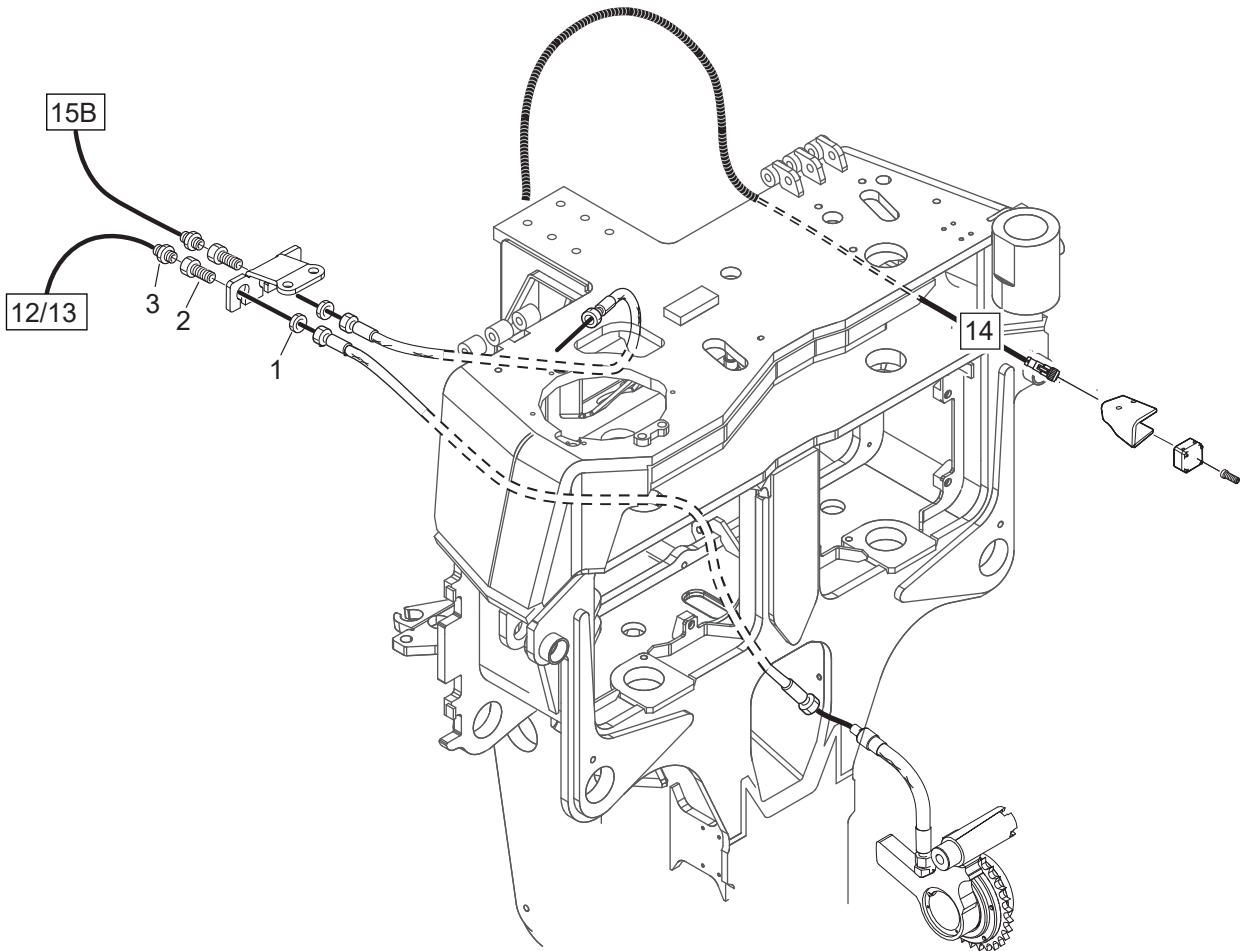
Structure 044128, 044130				
Pos.	Part no.	Quantity	Description	Specification
1	016852	4	Washer	
2	402059	4	Rubber bushing	
3	402585	4	Spacer	6x10 – 9
4	502053	4	Nut	M6 Locking FZB
5	016854	1	Bracket	
6	517004	1	Circlip	
7	402610	1	Term box	
8	402086	Req / Erf	Wedge	DT06 12 – POL
9	402080	Req / Erf	Connector	DT06 – 12SBCE05
10	402077	Req / Erf	Plug	White / Vit
11	401310	Req / Erf	Cover	M12 Female / Hona



08/432

IT

Structure 044120, 044121				
Pos.	Part no.	Quantity	Description	Specification
1	517004	1	Circlip	
2	500028	1	Screw	M6S M6x40 8.8 FZB
3	502053	1	Nut	M6 Locking FZB
4	501015	4	Screw	MC6S M4x16 12.9
5	014360	1	Bracket	
6	402205	1	Term. box	

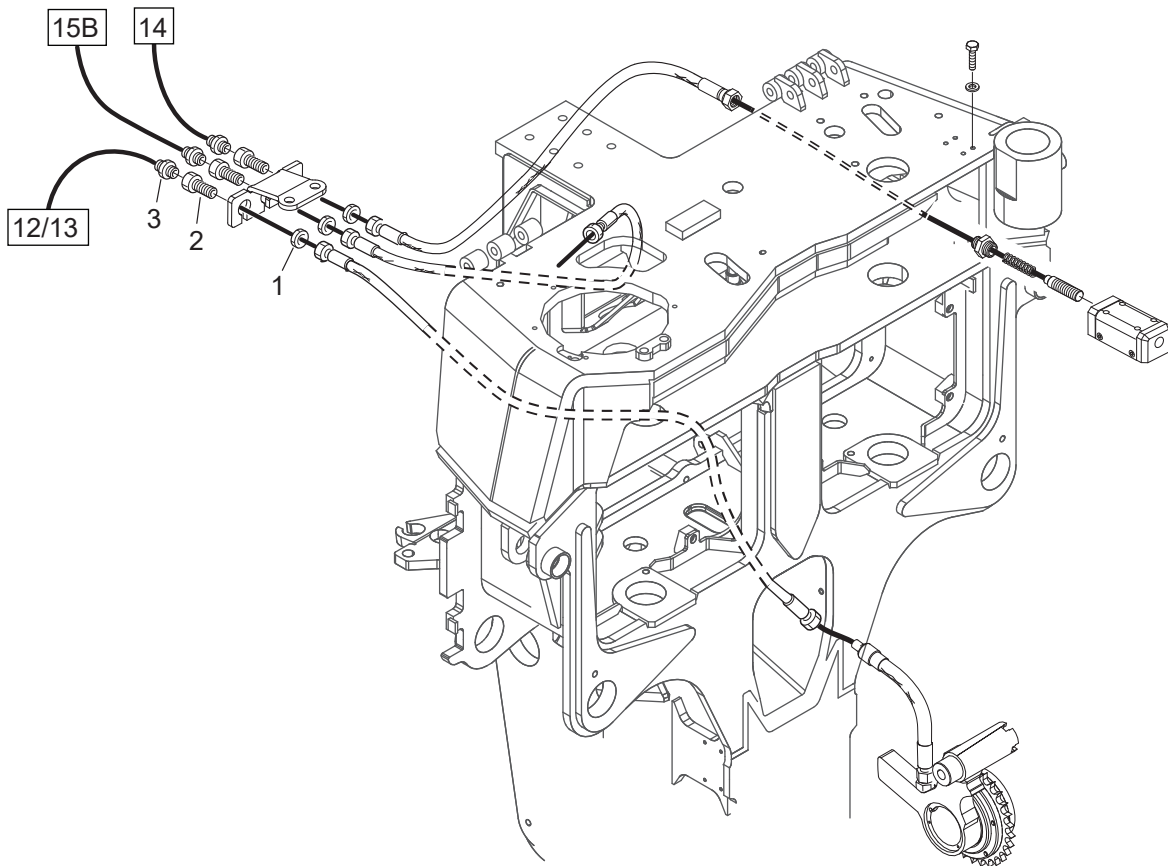


08 /
016

Log Max 7000XT/10000XT/12000XT - Analog knife sensor

Cable bracket, analog knife sensor

Structure				
Pos.	Part no.	Quantity	Description	Specification
1	601249	2	Nut	R 3/8"
2	014287	2	Bulk head	R 3/8"
3	401770	2	Cable sleeve	PG 9

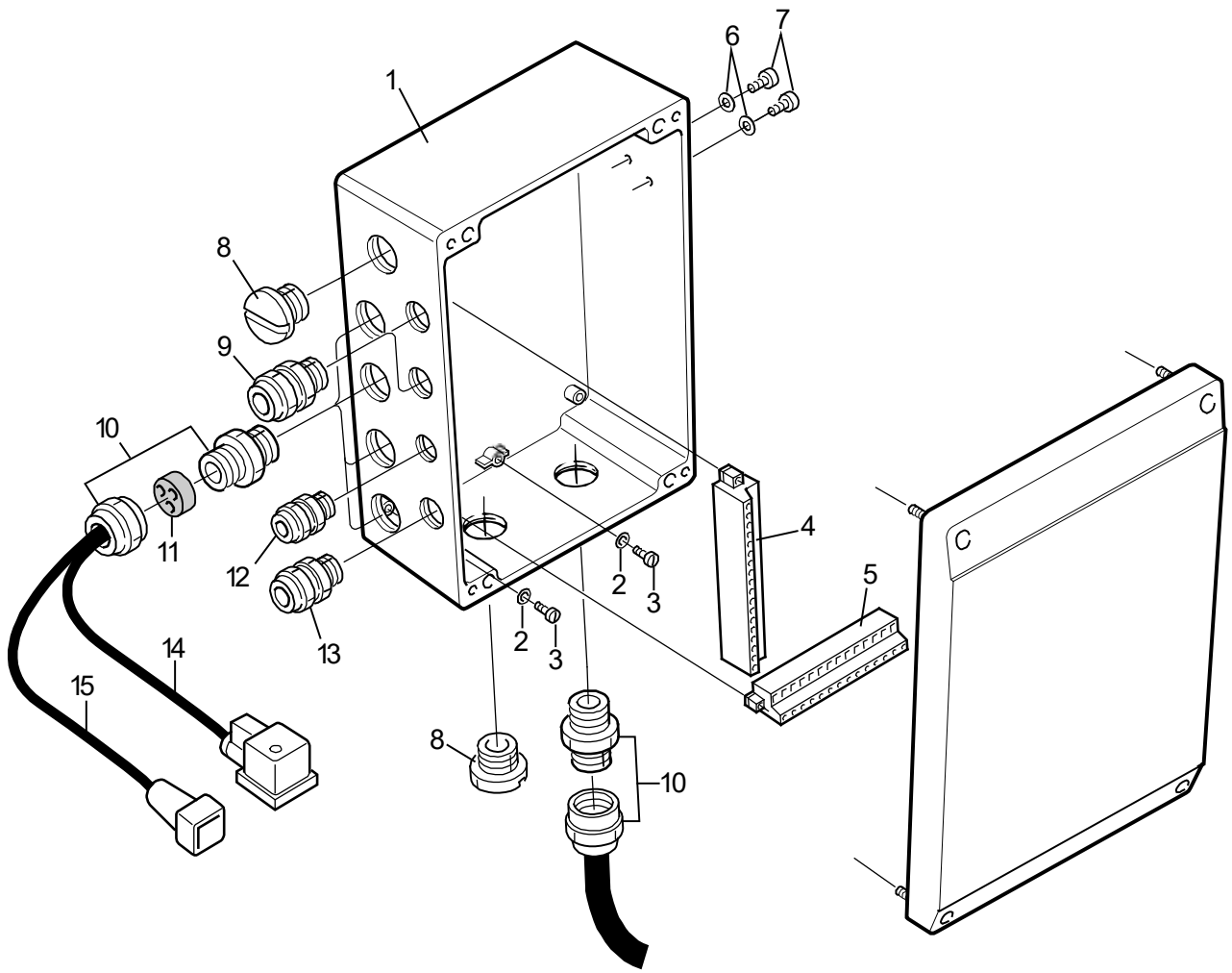


08 /
034

Log Max 7000XT/10000XT/12000XT - Digital knife sensor

Cable bracket, digital knife sensor

Structure				
Pos.	Part no.	Quantity	Description	Specification
1	601249	3	Nut	R 3/8"
2	014287	3	Bulk head	R 3/8"
3	401770	3	Cable sleeve	PG 9



08 / 458

Terminal box IT

Structure 044120, 044121				
Pos.	Part no.	Quantity	Description	Specification
1	402205	1	Term. box	
2	503002	4	Washer	BRB FZB 4.3x9.0x0.8
3	500513	4	Screw	MCS 4x5
4	401519	2	Terminal	MSTB-F 18-pin / 18-pol
5	401518	1	Terminal	MSTB-F 16-pin / 16-pol
6	503066	2	Washer	M5 Nordlock
7	500530	2	Screw	MCS 5x6
8	401071	2	Plug	PG 16
9	401060	2	Cable sleeve	PG 7
	401282	2	Reducer	PG11 – PG 7
10	401157	5	Cable sleeve	PG 16
11	401096	4	Cable sealing	PG 16 3x6 mm
12	401060	1	Cable sleeve	PG 7
13	401093	1	Cable sleeve	PG 9
14	401232	5	Cable with connector	1.5 m Without topsaw / Utan toppsåg
	401232	8	Cable with connector	1.5 m With topsaw / Med toppsåg
15	401296	6	Cable with connector	L-90

Hose kits

Hose kit Log Max 7000XT
General Hose Kit

From Head no. 370238

Language en

Part No. 645300/370238

V. 210223

Crimp. = Crimp diameter | cyl. = cylinder | Ex. = External | L. = Left | Lo. = Lower | Mani. = Manifold
Meas. Wheel = Measuring Wheel | No. = number | Pres. Rating = Pressure Rating | Red. = Reducer | R. = Right
SBR = Saw Bar Rescue | Str. = Straight | Stump treatm. = Stump treatment | Tot. = Total | U. = Upper | WEOPI = WEO Plug-In

Hose no.	Connections		Fittings		Ferrules	Length	Hose type			Note		
	Connection 1	Connection 2	Fitting 1	Fitting 2			Part no.	Total	Size		Hose type	
											Part no.	Standard
615050	Hose guard					900 mm	1"					
	Felling link cyl.											
615051	Hose guard					750 mm	2"					
	L. Roller motor											
615051	Hose guard					750 mm	2"					
	R. Roller motor											
649210	R. Manifold S2 PB-AT		BSP -04 Banjo		601179		3/16"	615013				
	R. Manifold S3 PB-AT		BSP -04 Str.		601195	90 mm	250 bar	EN 853 1SN				
649211	R. Manifold S2 PA-BT		BSP -04 Banjo		601179		3/16"	615013				
	R. Manifold S3 PA-BT		BSP -04 Banjo		601179	150 mm	250 bar	EN 853 1SN				
645305	Air bleed oil tank		BSP -04 Banjo		601149	651 mm	1/4"	615071				
			BSP -04 Str. Ex.		601159	600 mm	450 bar	EN 857 2SC				
645306	L. Manifold SM		BSP -04 90		601170	216 mm	1/4"	615071				
	Test Point SM		BSP -04 Str.		601150	180 mm	450 bar	EN 857 2SC				
645307	L. Manifold P2		BSP -04 90		601170	226 mm	1/4"	615071				
	Test Point P2		BSP -04 Str.		601150	190 mm	450 bar	EN 857 2SC				
645379	R. Manifold S4 TP		BSP -04 90		601170	524 mm	1/4"	615071				
	Test Point TP		BSP -04 45		601175	470 mm	450 bar	EN 857 2SC				
645766	R. Manifold S1 PM2		BSP -04 Str.		601150	470 mm	1/4"	615071				
	L. Manifold PS		BSP -04 90		601160	420 mm	450 bar	EN 857 2SC				
645767	L. Manifold A51		BSP -04 90		601160	400 mm	1/4"	615071	130°			
	Accumulator		BSP -06 90		601533	340 mm	450 bar	EN 857 2SC				

Hose kit Log Max 7000XT

Language **en**

General Hose Kit

Part No. **645300/370238**

From Head no. **370238**

V. 210223

Crimp. = Crimp diameter | cyl. = cylinder | Ex. = External | L. = Left | Lo. = Lower | Mani. = Manifold
 Meas. Wheel = Measuring Wheel | No. = number | Pres. Rating = Pressure Rating | Red. = Reducer | R. = Right
 SBR = Saw Bar Rescue | Str. = Straight | Stump treatm. = Stump treatment | Tot. = Total | U. = Upper | WEOPI = WEO Plug-In

Hose no.	Connections		Fittings		Ferrules Part no.	Length Total Cut	Hose type			Note	
	Connection 1	Connection 2	Fitting 1	Fitting 2			Part no.	Size	Pres. Rating		Part no.
645775	R. Manifold S1 PM2		BSP -04 90		601170	670 mm	1/4"	615071	75°		
	Test Point PM2		BSP -04 45		601175	610 mm	450 bar	EN 857 2SC			
645308	Meas. Wheel Arm		BSP -06 Str.		601151	680 mm	3/8"	615072	Crimp. 22		
	Bracket		BSP -06 Str.		601151	680 mm	385 bar	EN 857 2SC			
645312	L. Manifold B42		BSP -06 90		601171	805 mm	3/8"	615072	30°		
	L. Roller arm cyl. A		BSP -06 Banjo		601148	760 mm	385 bar	EN 857 2SC			
645313	L. Manifold A42		BSP -06 90		601171	941 mm	3/8"	615072			
	L. Roller arm cyl. B		BSP -06 Str.		601151	900 mm	385 bar	EN 857 2SC			
645314	L. Manifold B41		BSP -06 90		601171	1155 mm	3/8"	615072	45°		
	R. Roller arm cyl. A		BSP -06 Banjo		601148	1110 mm	385 bar	EN 857 2SC			
645315	L. Manifold A43		BSP -06 90		601171	1391 mm	3/8"	615072			
	R. Roller arm cyl. B		BSP -06 Str.		601151	1350 mm	385 bar	EN 857 2SC			
645316	R. Manifold S6 B		BSP -06 Str.		601151	451 mm	3/8"	615072			
	R. Knife cyl. B		BSP -06 90		601171	410 mm	385 bar	EN 857 2SC			
645317	R. Manifold S6 B		BSP -06 Str.		601151	401 mm	3/8"	615072			
	L. Knife cyl. B		BSP -06 90		601171	360 mm	385 bar	EN 857 2SC			
645318	R. Manifold S6 A		BSP -06 Str.		601151	914 mm	3/8"	615072			
	R. Knife cyl. A		BSP -06 Banjo		601148	870 mm	385 bar	EN 857 2SC			
645319	R. Manifold S6 A		BSP -06 90		601171	545 mm	3/8"	615072			
	L. Knife cyl. A		BSP -06 Banjo		601148	500 mm	385 bar	EN 857 2SC			
645320	R. Manifold S5 A		BSP -06 90		601171	1381 mm	3/8"	615072			
	Lo. Knife cyl. A		BSP -06 Str.		601151	1340 mm	385 bar	EN 857 2SC			

Hose kit Log Max 7000XT

General Hose Kit

From Head no. 370238

Language en

Part No. 645300/370238

V. 210223

Crimp. = Crimp diameter | cyl. = cylinder | Ex. = External | L. = Left | Lo. = Lower | Mani. = Manifold
 Meas. Wheel = Measuring Wheel | No. = number | Pres. Rating = Pressure Rating | Red. = Reducer | R. = Right
 SBR = Saw Bar Rescue | Str. = Straight | Stump treatm. = Stump treatment | Tot. = Total | U. = Upper | WEOPI = WEO Plug-In

Hose no.	Connections		Fittings		Ferrules	Length	Hose type			Note		
	Connection 1	Connection 2	Fitting 1	Fitting 2			Part no.	Total	Size		Hose type	
											Part no.	Standard
645321	R. Manifold S5 B		BSP -06 90		601171	601121	1721 mm	3/8"	615072			
645324	Lo. Knife cyl. B		BSP -06 Str.		601151	601121	1680 mm	385 bar	EN 857 2SC			
	L. Manifold B43		BSP -06 Str.		601151	601121	172 mm	3/8"	615072			
	Accumulator		BSP -08 Banjo		601370	601121	120 mm	385 bar	EN 857 2SC			
	R. Manifold S1 DR1		BSP -06 Str.		601151	601121	631 mm	3/8"	615072			
645338	R. Roller motor 1		BSP -06 90		601171	601121	590 mm	385 bar	EN 857 2SC			
	R. Manifold S1 DR2		BSP -06 45		601176	601121	1153 mm	3/8"	615072			
	L. Roller motor 1		BSP -06 90		601171	601121	1090 mm	385 bar	EN 857 2SC			
	L. Manifold A32		BSP -06 90		601171	601121	1561 mm	3/8"	615072			
645341	Felling link cyl. A		BSP -06 Str.		601151	601121	1520 mm	385 bar	EN 857 2SC			
	L. Manifold B3		BSP -06 90		601171	601121	1441 mm	3/8"	615072			
	Felling link cyl. B		BSP -06 Str.		601151	601121	1400 mm	385 bar	EN 857 2SC			
	Accumulator		BSP -06 45		601176	601121	318 mm	3/8"	615072			
645769	Meas. Wheel cyl. B		BSP -06 45		601176	601121	220 mm	385 bar	EN 857 2SC			
	Meas. Wheel cyl. A		BSP -06 90		601161	601121	680 mm	3/8"	615072	15°		
	L. Manifold B5		BSP -04 Banjo		601136	601121	610 mm	385 bar	EN 857 2SC			
	R. Manifold S1 DR5		BSP -06 90		601161	601121	630 mm	3/8"	615072			
645322	L. Manifold DR		BSP -06 Str.		601151	601121	570 mm	385 bar	EN 857 2SC			
	R. Manifold S1 PR		BSP -08 Str.		601152	601122	311 mm	1/2"	615073			
	L. Manifold P3		BSP -08 Banjo		601184	601122	260 mm	345 bar	EN 857 2SC			
	R. Manifold S1 TR		BSP -08 Str.		601152	601122	321 mm	1/2"	615073			
L. Manifold T3		BSP -08 Banjo		601184	601122	270 mm	345 bar	EN 857 2SC				

Hose kit Log Max 7000XT

Language **en**

General Hose Kit

Part No. **645300/370238**

From Head no. **370238**

V. 210223

Crimp. = Crimp diameter | cyl. = cylinder | Ex. = External | L. = Left | Lo. = Lower | Mani. = Manifold
 Meas. Wheel = Measuring Wheel | No. = number | Pres. Rating = Pressure Rating | Red. = Reducer | R. = Right
 SBR = Saw Bar Rescue | Str. = Straight | Stump treatm. = Stump treatment | Tot. = Total | U. = Upper | WEOPI = WEO Plug-In

Hose no.	Connections		Fittings		Ferrules Part no.	Length Total Cut	Hose type		Note
	Connection 1	Connection 2	Fitting 1	Part no.			Size	Part no.	
			Fitting 2	Part no.					
645327	R. Manifold S1 Psaw		BSP -12 90	601372	601371	975 mm	3/4"	615005	
	Saw motor valve P		BSP -12 Str.	601153	601371	920 mm	375 bar	EN 857 2SC	
645333	R. Manifold S2 A		BSP -12 90	601372	601371	685 mm	3/4"	615005	
	R. Roller motor A		BSP -12 Str.	601153	601371	630 mm	375 bar	EN 857 2SC	
645334	R. Manifold S2 B		BSP -12 90	601372	601371	675 mm	3/4"	615005	
	R. Roller motor B		BSP -12 Str.	601153	601371	620 mm	375 bar	EN 857 2SC	
645335	R. Manifold S3 A		BSP -12 90	601372	601371	1235 mm	3/4"	615005	
	L. Roller motor B		BSP -12 Str.	601153	601371	1180 mm	375 bar	EN 857 2SC	
645336	R. Manifold S3 B		BSP -12 90	601372	601371	1335 mm	3/4"	615005	
	L. Roller motor A		BSP -12 Str.	601153	601371	1280 mm	375 bar	EN 857 2SC	

Hose kit Log Max 7000XT

Top saw

From Head no. 370238

Language **en**

Part No. **645301/370238**

V. 210223

Crimp. = Crimp diameter | cyl. = cylinder | Ex. = External | L. = Left | Lo. = Lower | Mani. = Manifold
 Meas. Wheel = Measuring Wheel | No. = number | Pres. Rating = Pressure Rating | Red. = Reducer | R. = Right
 SBR = Saw Bar Rescue | Str. = Straight | Stump treatm. = Stump treatment | Tot. = Total | U. = Upper | WEOPI = WEO Plug-In

Hose no.	Connections		Fittings		Ferrules	Length	Hose type			Note	
	Connection 1	Connection 2	Fitting 1	Part no.			Size	Part no.	Standard		Hose guard
			Fitting 2								
645383	Easy Greasy Top saw	Saw unit	BSP -04 90	601170	601125	744 mm	1/4"	615071			
			BSP -04 Banjo	601149	601125	700 mm	450 bar	EN 857 2SC			
645764	Top saw manifold A	Saw bar feed cyl. A	BSP -04 90	601170	601125	525 mm	1/4"	615071			
			BSP -04 90	601170	601125	490 mm	450 bar	EN 857 2SC			
645765	Top saw manifold B	Saw bar feed cyl. B	BSP -04 Str.	601150	601125	355 mm	1/4"	615071			
			BSP -04 45	601175	601125	300 mm	450 bar	EN 857 2SC			
645375	Protective hose	Top saw	BSP -06 Str.	601151	601121	640 mm	3/8"	615072			
			BSP -06 Str.	601151	601121	640 mm	385 bar	EN 857 2SC			
645774	Saw motor DR	R. Manifold S1 DR5	BSP -06 90	601171	601121	780 mm	3/8"	615072			
			BSP -06 Str.	601151	601121	730 mm	385 bar	EN 857 2SC			
645759	R. Manifold S6 P2	Saw motor A	BSP -08 90	601172	601122	294 mm	1/2"	615073	330°		
			BSP -08 90	601172	601122	250 mm	345 bar	EN 857 2SC			
645760	Saw motor B	Top saw manifold SR	BSP -08 90	601172	601122	360 mm	1/2"	615073	180°		
			BSP -08 90	601162	601122	300 mm	345 bar	EN 857 2SC			
645761	Top saw manifold T	R. Manifold S6 T2	BSP -08 Str.	601152	601122	175 mm	1/2"	615073			
			BSP -08 90	601172	601122	130 mm	345 bar	EN 857 2SC			
645763	R. Manifold S6 P2	Top saw manifold P	BSP -08 Str.	601152	601122	466 mm	1/2"	615073			
			BSP -08 Str.	601152	601122	420 mm	345 bar	EN 857 2SC			

Hose kit Log Max 7000XT

Language **en**

General Hose Kit

Part No. **645303/270187**

From Head no. 270187

V. 210223

Crimp. = Crimp diameter | cyl. = cylinder | Ex. = External | L. = Left | Lo. = Lower | Mani. = Manifold
 Meas. Wheel = Measuring Wheel | No. = number | Pres. Rating = Pressure Rating | Red. = Reducer | R. = Right
 SBR = Saw Bar Rescue | Str. = Straight | Stump treatm. = Stump treatment | Tot. = Total | U. = Upper | WEOPI = WEO Plug-In

Hose no.	Connections		Fittings		Ferrules	Length	Hose type			Note	
	Connection 1	Connection 2	Fitting 1	Part no.			Part no.	Size	Hose type		
			Fitting 2						Part no.		Standard
615050	Hose guard					Total 900 mm	1"				
	Felling link cyl.					Cut					
615051	Hose guard					750 mm	2"				
	L. Roller motor										
615051	Hose guard					750 mm	2"				
	R. Roller motor										
649210	R. Manifold S2 PB-AT		BSP -04 Banjo	601179	601133		3/16"	615013			
	R. Manifold S3 PB-AT		BSP -04 Str.	601195	601133	90 mm	250 bar	EN 853 1SN			
649211	R. Manifold S2 PA-BT		BSP -04 Banjo	601179	601133		3/16"	615013			
	R. Manifold S3 PA-BT		BSP -04 Banjo	601179	601133	150 mm	250 bar	EN 853 1SN			
645305	Air bleed oil tank		BSP -04 Banjo	601149	601125	651 mm	1/4"	615071			
			BSP -04 Str. Ex.	601159	601125	600 mm	450 bar	EN 857 2SC			
645306	L. Manifold SM		BSP -04 90	601170	601125	216 mm	1/4"	615071			
	Test Point SM		BSP -04 Str.	601150	601125	180 mm	450 bar	EN 857 2SC			
645307	L. Manifold P2		BSP -04 90	601170	601125	226 mm	1/4"	615071			
	Test Point P2		BSP -04 Str.	601150	601125	190 mm	450 bar	EN 857 2SC			
645388	R. Manifold S4 TP		BSP -04 90	601170	601125	336 mm	1/4"	615071			
	Test Point TP		BSP -04 Str.	601150	601125	300 mm	450 bar	EN 857 2SC			
645766	R. Manifold S1 PM2		BSP -04 Str.	601150	601125	470 mm	1/4"	615071			
	L. Manifold PS		BSP -04 90	601160	601125	420 mm	450 bar	EN 857 2SC			
645767	L. Manifold A51		BSP -04 90	601160	601125	400 mm	1/4"	615071			
	Accumulator		BSP -06 90	601533	601125	340 mm	450 bar	EN 857 2SC			

Hose kit Log Max 7000XT
General Hose Kit

From Head no. 270187

Language **en**

Part No. **645303/270187**

V. 210223

Crimp. = Crimp diameter | cyl. = cylinder | Ex. = External | L. = Left | Lo. = Lower | Mani. = Manifold
 Meas. Wheel = Measuring Wheel | No. = number | Pres. Rating = Pressure Rating | Red. = Reducer | R. = Right
 SBR = Saw Bar Rescue | Str. = Straight | Stump treatm. = Stump treatment | Tot. = Total | U. = Upper | WEOPI = WEO Plug-In

Hose no.	Connections		Fittings		Ferrules	Length	Hose type			Note	
	Connection 1	Connection 2	Fitting 1	Part no.			Total	Size	Part no.		
			Fitting 2						Pres. Rating		Standard
645770	R. Manifold S1 PM2		BSP -04 90	601160	601125	260 mm	1/4"	615071			
	Test Point PM2		BSP -04 Str.	601150	601125	210 mm	450 bar	EN 857 2SC			
645308	Meas. Wheel Arm		BSP -06 Str.	601151	601121		3/8"	615072	Crimp. 22		
	Bracket		BSP -06 Str.	601151	601121	680 mm	385 bar	EN 857 2SC			
645312	L. Manifold B42		BSP -06 90	601171	601121	805 mm	3/8"	615072	30°		
	L. Roller arm cyl. A		BSP -06 Banjo	601148	601121	760 mm	385 bar	EN 857 2SC			
645313	L. Manifold A42		BSP -06 90	601171	601121	941 mm	3/8"	615072			
	L. Roller arm cyl. B		BSP -06 Str.	601151	601121	900 mm	385 bar	EN 857 2SC			
645314	L. Manifold B41		BSP -06 90	601171	601121	1155 mm	3/8"	615072	45°		
	R. Roller arm cyl. A		BSP -06 Banjo	601148	601121	1110 mm	385 bar	EN 857 2SC			
645315	L. Manifold A43		BSP -06 90	601171	601121	1391 mm	3/8"	615072			
	R. Roller arm cyl. B		BSP -06 Str.	601151	601121	1350 mm	385 bar	EN 857 2SC			
645316	R. Manifold S6 B		BSP -06 Str.	601151	601121	451 mm	3/8"	615072			
	R. Knife cyl. B		BSP -06 90	601171	601121	410 mm	385 bar	EN 857 2SC			
645317	R. Manifold S6 B		BSP -06 Str.	601151	601121	401 mm	3/8"	615072			
	L. Knife cyl. B		BSP -06 90	601171	601121	360 mm	385 bar	EN 857 2SC			
645318	R. Manifold S6 A		BSP -06 Str.	601151	601121	914 mm	3/8"	615072			
	R. Knife cyl. A		BSP -06 Banjo	601148	601121	870 mm	385 bar	EN 857 2SC			
645319	R. Manifold S6 A		BSP -06 90	601171	601121	545 mm	3/8"	615072			
	L. Knife cyl. A		BSP -06 Banjo	601148	601121	500 mm	385 bar	EN 857 2SC			
645320	R. Manifold S5 A		BSP -06 90	601171	601121	1381 mm	3/8"	615072			
	Lo. Knife cyl. A		BSP -06 Str.	601151	601121	1340 mm	385 bar	EN 857 2SC			

Hose kit Log Max 7000XT

Language **en**

General Hose Kit

Part No. **645303/270187**

From Head no. 270187

V. 210223

Crimp. = Crimp diameter | cyl. = cylinder | Ex. = External | L. = Left | Lo. = Lower | Mani. = Manifold
 Meas. Wheel = Measuring Wheel | No. = number | Pres. Rating = Pressure Rating | Red. = Reducer | R. = Right
 SBR = Saw Bar Rescue | Str. = Straight | Stump treatm. = Stump treatment | Tot. = Total | U. = Upper | WEOPI = WEO Plug-In

Hose no.	Connections		Fittings		Ferrules Part no.	Length Total Cut	Hose type			Note	
	Connection 1	Connection 2	Fitting 1	Part no.			Size	Pres. Rating	Part no.		Standard
			Fitting 2	Part no.							
645321	R. Manifold S5 B		BSP -06 90	601171	601121	1721 mm	3/8"		615072		
	Lo. Knife cyl. B		BSP -06 Str.	601151	601121	1680 mm	385 bar		EN 857 2SC		
645324	L. Manifold B43		BSP -06 Str.	601151	601121	172 mm	3/8"		615072		
	Accumulator		BSP -08 Banjo	601370	601121	120 mm	385 bar		EN 857 2SC		
645337	R. Manifold S1 DR1		BSP -06 Str.	601151	601121	631 mm	3/8"		615072		
	R. Roller motor 1		BSP -06 90	601171	601121	590 mm	385 bar		EN 857 2SC		
645338	R. Manifold S1 DR2		BSP -06 45	601176	601121	1153 mm	3/8"		615072		
	L. Roller motor 1		BSP -06 90	601171	601121	1090 mm	385 bar		EN 857 2SC		
645344	L. Manifold A32		BSP -06 90	601171	601121	1681 mm	3/8"		615072		
	Felling link cyl. A		BSP -06 Str.	601151	601121	1640 mm	385 bar		EN 857 2SC		
645345	L. Manifold B3		BSP -06 90	601171	601121	1511 mm	3/8"		615072		
	Felling link cyl. B		BSP -06 Str.	601151	601121	1470 mm	385 bar		EN 857 2SC		
645768	Accumulator		BSP -06 45	601176	601121	318 mm	3/8"		615072		
	Meas. Wheel cyl. B		BSP -06 45	601176	601121	220 mm	385 bar		EN 857 2SC		
645769	Meas. Wheel cyl. A		BSP -06 90	601161	601121	680 mm	3/8"		615072		
	L. Manifold B5		BSP -04 Banjo	601136	601121	610 mm	385 bar		EN 857 2SC		
645771	R. Manifold S1 DR5		BSP -06 90	601161	601121	610 mm	3/8"		615072		
	L. Manifold DR		BSP -06 Str.	601151	601121	550 mm	385 bar		EN 857 2SC		
645322	R. Manifold S1 PR		BSP -08 Str.	601152	601122	311 mm	1/2"		615073		
	L. Manifold P3		BSP -08 Banjo	601184	601122	260 mm	345 bar		EN 857 2SC		
645323	R. Manifold S1 TR		BSP -08 Str.	601152	601122	321 mm	1/2"		615073		
	L. Manifold T3		BSP -08 Banjo	601184	601122	270 mm	345 bar		EN 857 2SC		

Hose kit Log Max 7000XT
General Hose Kit
From Head no. 270187

Language **en**
Part No. **645303/270187**
V. 210223

Crimp. = Crimp diameter | cyl. = cylinder | Ex. = External | L. = Left | Lo. = Lower | Mani. = Manifold
Meas. Wheel = Measuring Wheel | No. = number | Pres. Rating = Pressure Rating | Red. = Reducer | R. = Right
SBR = Saw Bar Rescue | Str. = Straight | Stump treatm. = Stump treatment | Tot. = Total | U. = Upper | WEOPI = WEO Plug-In

Hose no.	Connections		Fittings		Ferrules	Length	Hose type			Note	
	Connection 1	Connection 2	Fitting 1	Fitting 2			Part no.	Total	Size		Part no.
645327	R. Manifold S1 Psaw		BSP -12 90		601372	975 mm	3/4"	615005			
	Saw motor valve P		BSP -12 Str.		601153	920 mm	375 bar	EN 857 2SC			
645333	R. Manifold S2 A		BSP -12 90		601372	685 mm	3/4"	615005			
	R. Roller motor A		BSP -12 Str.		601153	630 mm	375 bar	EN 857 2SC			
645334	R. Manifold S2 B		BSP -12 90		601372	675 mm	3/4"	615005			
	R. Roller motor B		BSP -12 Str.		601153	620 mm	375 bar	EN 857 2SC			
645384	R. Manifold S3 A		BSP -12 90		601372	1365 mm	3/4"	615005			
	L. Roller motor B		BSP -12 Str.		601153	1310 mm	375 bar	EN 857 2SC			
645385	R. Manifold S3 B		BSP -12 90		601372	1455 mm	3/4"	615005			
	L. Roller motor A		BSP -12 Str.		601153	1400 mm	375 bar	EN 857 2SC			

Hose kit Log Max 7000XT

Language **en**

MS11

Part No. **645304/3385-**

From Head no. **3385**

V. 210223

Crimp. = Crimp diameter | cyl. = cylinder | Ex. = External | L. = Left | Lo. = Lower | Mani. = Manifold
 Meas. Wheel = Measuring Wheel | No. = number | Pres. Rating = Pressure Rating | Red. = Reducer | R. = Right
 SBR = Saw Bar Rescue | Str. = Straight | Stump treatm. = Stump treatment | Tot. = Total | U. = Upper | WEOPI = WEO Plug-In

Hose no.	Connections		Fittings		Ferrules Part no.	Length Total Cut	Hose type		Note
	Connection 1	Connection 2	Fitting 1	Part no.			Size Pres. Rating	Part no. Standard	
			Fitting 2	Part no.					
645337	R. Manifold S1 DR1		BSP -06 Str.	601151	601121	631 mm	3/8"	615072	
	R. Roller motor 1		BSP -06 90	601171	601121	590 mm	385 bar	EN 857 2SC	
645338	R. Manifold S1 DR2		BSP -06 45	601176	601121	1153 mm	3/8"	615072	
	L. Roller motor 1		BSP -06 90	601171	601121	1090 mm	385 bar	EN 857 2SC	
645386	R. Manifold S3 A		BSP -12 90	601372	601371	1416 mm	3/4"	615005	180°
	L. Roller motor L		BSP -12 90	601372	601371	1360 mm	375 bar	EN 857 2SC	
645387	R. Manifold S3 B		BSP -12 90	601372	601371	1516 mm	3/4"	615005	270°
	L. Roller motor R		BSP -12 90	601372	601371	1460 mm	375 bar	EN 857 2SC	
645390	R. Manifold S2 A		BSP -12 90	601372	601371	796 mm	3/4"	615005	180°
	R. Roller motor R		BSP -12 90	601372	601371	740 mm	375 bar	EN 857 2SC	
645391	R. Manifold S2 B		BSP -12 90	601372	601371	786 mm	3/4"	615005	190°
	R. Roller motor L		BSP -12 90	601372	601371	730 mm	375 bar	EN 857 2SC	
615051	Hose guard					700 mm	2"		
615051	L. Roller motor								
	Hose guard					700 mm	2"		
	R. Roller motor								

Hose kit Log Max 7000XT

Saw 518

From Head no. 370195

Language en

Part No. 645305/370195

V. 210223

Crimp. = Crimp diameter | cyl. = cylinder | Ex. = External | L. = Left | Lo. = Lower | Mani. = Manifold
 Meas. Wheel = Measuring Wheel | No. = number | Pres. Rating = Pressure Rating | Red. = Reducer | R. = Right
 SBR = Saw Bar Rescue | Str. = Straight | Stump treatm. = Stump treatment | Tot. = Total | U. = Upper | WEOPI = WEO Plug-In

Hose no.	Connections		Fittings		Ferrules	Length	Hose type			Note		
	Connection 1	Connection 2	Fitting 1	Fitting 2			Part no.	Total	Size		Hose type	
											Part no.	Standard
645422	Swivel T		BSP -04 Str.		601539	329 mm	1/4"		615091			
	Saw unit T		BSP -02 Banjo		601539	310 mm	290 bar		EN 857 1SC			
645423	Swivel L		BSP -04 Str.		601539	379 mm	1/4"		615091			
	Saw unit L		BSP -02 Banjo		601539	360 mm	290 bar		EN 857 1SC			
645331	L. Manifold B1		BSP -04 90		601125	2014 mm	1/4"		615071			
	Saw bar feed cyl. A		BSP -04 Banjo		601125	1970 mm	450 bar		EN 857 2SC			
645348	L. Manifold A1		BSP -04 90		601125	425 mm	1/4"		615071			
	Restrictor check valve		BSP -04 Str.		601125	380 mm	450 bar		EN 857 2SC			
645349	Restrictor check valve		BSP -04 Str.		601125	1665 mm	1/4"		615071			
	Saw bar feed cyl. B		BSP -04 Banjo		601125	1620 mm	450 bar		EN 857 2SC			
645408	Saw motor valve P5		BSP -04 Banjo		601125	513 mm	1/4"		615071			
	Red. Manifold P6		BSP -04 Banjo		601125	460 mm	450 bar		EN 857 2SC			
645424	Red. Manifold PR2		BSP -04 Banjo		601125	404 mm	1/4"		615071	90°		
	Swivel T		BSP -04 90		601125	360 mm	450 bar		EN 857 2SC			
645499	Easy Greasy		BSP -04 Banjo		601125	344 mm	1/4"		615071			
	Swivel L		BSP -04 90		601125	300 mm	450 bar		EN 857 2SC			
645406	Red. Manifold DR8		BSP -06 Str.		601121	641 mm	3/8"		615072			
	Saw motor D		BSP -06 90		601121	590 mm	385 bar		EN 857 2SC			
645407	R. Manifold S1 DR3		BSP -06 90		601121	1241 mm	3/8"		615072			
	Red. Manifold DR9		BSP -06 Str.		601121	1200 mm	385 bar		EN 857 2SC			
645328	Saw motor B		BSP -12 45		601123	1773 mm	3/4"		615074			
	R. Manifold S1 T4		BSP -12 Str.		601123	1680 mm	280 bar		EN 857 2SC			

Hose kit Log Max 7000XT

Language **en**

Saw 518

Part No. **645305/370195**

From Head no. **370195**

V. 210223

Crimp. = Crimp diameter | cyl. = cylinder | Ex. = External | L. = Left | Lo. = Lower | Mani. = Manifold
 Meas. Wheel = Measuring Wheel | No. = number | Pres. Rating = Pressure Rating | Red. = Reducer | R. = Right
 SBR = Saw Bar Rescue | Str. = Straight | Stump treatm. = Stump treatment | Tot. = Total | U. = Upper | WEOPI = WEO Plug-In

Hose no.	Connections		Fittings		Ferrules	Length	Hose type			Note
	Connection 1	Connection 2	Fitting 1	Fitting 2			Part no.	Size	Pres. Rating	
645329	Saw motor valve SP		BSP -12 45		601371	512 mm	3/4"		615005	80°
	Saw motor A		BSP -12 45		601371	380 mm	375 bar	EN 857 2SC		

Hose kit Log Max 7000XT
Hose holder

From Head no. 370183

Language **en**
Part No. **645360/370183**
V. 210223

Crimp. = Crimp diameter | cyl. = cylinder | Ex. = External | L. = Left | Lo. = Lower | Mani. = Manifold
Meas. Wheel = Measuring Wheel | No. = number | Pres. Rating = Pressure Rating | Red. = Reducer | R. = Right
SBR = Saw Bar Rescue | Str. = Straight | Stump treatm. = Stump treatment | Tot. = Total | U. = Upper | WEOPI = WEO Plug-In

Hose no.	Connections		Fittings		Ferrules	Length	Hose type			Note	
	Connection 1	Connection 2	Fitting 1	Part no.			Total	Size	Part no.		
			Fitting 2						Part no.		Standard
645353	R. Manifold S1 DR		JIC -10 Str.	601181	601130		1/2"	615035			
	Hose bracket DR		JIC -08 Str.	602316	601130	1600 mm	470 bar	EN 857 2SC			
645354	Bracket frame		JIC -12 Str.	601218	601371		3/4"	615080			
	Hose bracket EL		JIC -12 Str.	601218	601371	1520 mm	345 bar	SAE 100 R13			
645757	R. Manifold S1 P		JIC -20 Str.	601593	601142		1"	615081			
	Hose bracket P		JIC -16 Str.	601186	601142	1570 mm	345 bar	SAE 100 R13			
645758	R. Manifold S1 T		JIC -20 Str.	601593	601142		1"	615081			
	Hose bracket T		JIC -16 Str.	601186	601142	1510 mm	345 bar	SAE 100 R13			

Hose kit Log Max 7000XT

Language **en**

Rotator control

Part No. **645702/270103**

From Head no. 270103

V. 210223

Crimp. = Crimp diameter | cyl. = cylinder | Ex. = External | L. = Left | Lo. = Lower | Mani. = Manifold
 Meas. Wheel = Measuring Wheel | No. = number | Pres. Rating = Pressure Rating | Red. = Reducer | R. = Right
 SBR = Saw Bar Rescue | Str. = Straight | Stump treatm. = Stump treatment | Tot. = Total | U. = Upper | WEOPI = WEO Plug-In

Hose no.	Connections		Fittings		Ferrules	Length	Hose type			Note	
	Connection 1	Connection 2	Fitting 1	Part no.			Total	Size	Part no.		Standard
			Fitting 2								
645493	L. Manifold A2		BSP -04 90	601170	601125	1836 mm	1/4"	615071	615071	Marked A	
	Hose 645495 A		BSP -04 Str.	601150	601125	1800 mm	450 bar	EN 857 2SC	EN 857 2SC		
645494	L. Manifold B2		BSP -04 90	601170	601125	1836 mm	1/4"	615071	615071	Marked B	
	Hose 645496 B		BSP -04 Str.	601150	601125	1800 mm	450 bar	EN 857 2SC	EN 857 2SC		
645495	Hose 5493 A		BSP -04 Str.	601150	601125	1085 mm	1/4"	615071	615071	Marked A	
	Rotator A		BSP -04 Banjo	601149	601125	1040 mm	450 bar	EN 857 2SC	EN 857 2SC		
645496	Hose 5494 B		BSP -04 Str.	601150	601125	1085 mm	1/4"	615071	615071	Marked B	
	Rotator B		BSP -04 Banjo	601149	601125	1040 mm	450 bar	EN 857 2SC	EN 857 2SC		

Hose kit Log Max 7000XT

418

From Head no. 370164

Language **en**

Part No. 645703/370164

V. 210223

Crimp. = Crimp diameter | cyl. = cylinder | Ex. = External | L. = Left | Lo. = Lower | Mani. = Manifold
 Meas. Wheel = Measuring Wheel | No. = number | Pres. Rating = Pressure Rating | Red. = Reducer | R. = Right
 SBR = Saw Bar Rescue | Str. = Straight | Stump treatm. = Stump treatment | Tot. = Total | U. = Upper | WEOPI = WEO Plug-In

Hose no.	Connections		Fittings		Ferrules	Length	Hose type			Note		
	Connection 1	Connection 2	Fitting 1	Fitting 2			Part no.	Total	Size		Hose type	
											Part no.	Standard
645325	Easy Greasy		BSP -04 Banjo		601149	601125	344 mm	1/4"	615071			
	Saw unit		BSP -04 90		601170	601125	300 mm	450 bar	EN 857 2SC			
645331	L. Manifold B1		BSP -04 90		601170	601125	2014 mm	1/4"	615071			
	Saw bar feed cyl. A		BSP -04 Banjo		601149	601125	1970 mm	450 bar	EN 857 2SC			
645348	L. Manifold A1		BSP -04 90		601160	601125	425 mm	1/4"	615071			
	Restrictor check valve		BSP -04 Str.		601150	601125	380 mm	450 bar	EN 857 2SC			
645349	Restrictor check valve		BSP -04 Str.		601150	601125	1665 mm	1/4"	615071			
	Saw bar feed cyl. B		BSP -04 Banjo		601149	601125	1620 mm	450 bar	EN 857 2SC			
645330	R. Manifold S1 DR3		BSP -06 90		601171	601121	2002 mm	3/8"	615072	100°		
	Saw motor D		BSP -06 90		601161	601121	1950 mm	385 bar	EN 857 2SC			
645328	Saw motor B		BSP -12 45		601178	601123	1773 mm	3/4"	615074			
	R. Manifold S1 T4		BSP -12 Str.		601153	601123	1680 mm	280 bar	EN 857 2SC			
645329	Saw motor valve SP		BSP -12 45		601178	601371	512 mm	3/4"	615005	80°		
	Saw motor A		BSP -12 45		601178	601371	380 mm	375 bar	EN 857 2SC			

Hose kit Log Max 7000XT

411 XI

From Head no. 370164

Language en

Part No. 645704/370164

V. 210223

Crimp. = Crimp diameter | cyl. = cylinder | Ex. = External | L. = Left | Lo. = Lower | Mani. = Manifold
Meas. Wheel = Measuring Wheel | No. = number | Pres. Rating = Pressure Rating | Red. = Reducer | R. = Right
SBR = Saw Bar Rescue | Str. = Straight | Stump treatm. = Stump treatment | Tot. = Total | U. = Upper | WEOPi = WEO Plug-In

Hose no.	Connections		Fittings		Ferrules		Length		Hose type		Note
	Connection 1	Connection 2	Fitting 1	Part no.	Part no.	Total	Cut	Size	Pres. Rating	Part no.	
			Fitting 2								
645366	Super Greasy		BSP -04 Banjo	601532	601539	318 mm	318 mm	1/4"	1/4"	615091	
	Saw unit		BSP -02 90	601527	601539	300 mm	300 mm	290 bar	290 bar	EN 857 1SC	
645331	L. Manifold B1		BSP -04 90	601170	601125	2014 mm	2014 mm	1/4"	1/4"	615071	
	Saw bar feed cyl. A		BSP -04 Banjo	601149	601125	1970 mm	1970 mm	450 bar	450 bar	EN 857 2SC	
645348	L. Manifold A1		BSP -04 90	601160	601125	425 mm	425 mm	1/4"	1/4"	615071	
	Restrictor check valve		BSP -04 Str.	601150	601125	380 mm	380 mm	450 bar	450 bar	EN 857 2SC	
645349	Restrictor check valve		BSP -04 Str.	601150	601125	1665 mm	1665 mm	1/4"	1/4"	615071	
	Saw bar feed cyl. B		BSP -04 Banjo	601149	601125	1620 mm	1620 mm	450 bar	450 bar	EN 857 2SC	
645368	R. Manifold S4 PS		BSP -04 45	601175	601125	2493 mm	2493 mm	1/4"	1/4"	615071	
	Super Greasy P		BSP -04 Banjo	601149	601125	2430 mm	2430 mm	450 bar	450 bar	EN 857 2SC	
645369	R. Manifold S4 TP		BSP -04 Str.	601150	601125	2525 mm	2525 mm	1/4"	1/4"	615071	
	Super Greasy DR		BSP -04 Banjo	601149	601125	2480 mm	2480 mm	450 bar	450 bar	EN 857 2SC	
645367	R. Manifold S1 DR3		BSP -06 90	601171	601121	1885 mm	1885 mm	3/8"	3/8"	615072	
	Saw motor D		BSP -06 Banjo	601148	601121	1840 mm	1840 mm	385 bar	385 bar	EN 857 2SC	
645359	Saw motor valve SP		BSP -12 45	601178	601371	492 mm	492 mm	3/4"	3/4"	615005	80°
	Saw motor A		BSP -12 45	601178	601371	360 mm	360 mm	375 bar	375 bar	EN 857 2SC	
645328	Saw motor B		BSP -12 45	601178	601123	1773 mm	1773 mm	3/4"	3/4"	615074	
	R. Manifold S1 T4		BSP -12 Str.	601153	601123	1680 mm	1680 mm	280 bar	280 bar	EN 857 2SC	

Hose kit Log Max 7000XT
Hydraulic upper knife

Language **en**

Part No. **645705/3389-**

From Head no. 3389

V. 210223

Crimp. = Crimp diameter | cyl. = cylinder | Ex. = External | L. = Left | Lo. = Lower | Mani. = Manifold
 Meas. Wheel = Measuring Wheel | No. = number | Pres. Rating = Pressure Rating | Red. = Reducer | R. = Right
 SBR = Saw Bar Rescue | Str. = Straight | Stump treatm. = Stump treatment | Tot. = Total | U. = Upper | WEOPI = WEO Plug-In

Hose no.	Connections		Fittings		Ferrules Part no.	Length Total Cut	Hose type		Note	
	Connection 1	Connection 2	Fitting 1	Fitting 2			Part no.	Size		Part no.
645731	L. Manifold T4		BSP -04 Banjo		601539	833 mm	1/4"	615091		
	U. knife Cyl. A		BSP -04 Banjo		601539	780 mm	290 bar	EN 857 1SC		
645732	L. Manifold A		BSP -04 Banjo		601539	793 mm	1/4"	615091		
	U. knife Cyl. B		BSP -04 Banjo		601539	740 mm	290 bar	EN 857 1SC		

Hose kit Log Max 7000XT

Language **en**

Hydraulic upper knife

Part No. **645706/3389-**

From Head no. 3389

V. 210223

Crimp. = Crimp diameter | cyl. = cylinder | Ex. = External | L. = Left | Lo. = Lower | Mani. = Manifold
 Meas. Wheel = Measuring Wheel | No. = number | Pres. Rating = Pressure Rating | Red. = Reducer | R. = Right
 SBR = Saw Bar Rescue | Str. = Straight | Stump treatm. = Stump treatment | Tot. = Total | U. = Upper | WEOPI = WEO Plug-In

Hose no.	Connections		Fittings		Ferrules	Length	Hose type			Note
	Connection 1	Connection 2	Fitting 1	Part no.			Size	Pres. Rating	Part no.	
			Fitting 2							
645364	L. Manifold A		BSP -04 Banjo	601149	601539	823 mm	1/4"	615091		
	U. knife Cyl. B		BSP -04 Banjo	601149	601539	770 mm	290 bar	EN 857 1SC		
645365	L. Manifold T4		BSP -04 Banjo	601149	601539	823 mm	1/4"	615091		
	U. knife Cyl. A		BSP -04 Banjo	601149	601539	770 mm	290 bar	EN 857 1SC		

Hose kit Log Max 7000XT
Saw chain lubrication

From Head no. 370113

Language **en**

Part No. **645708/370113**

V. 210223

Crimp. = Crimp diameter | cyl. = cylinder | Ex. = External | L. = Left | Lo. = Lower | Mani. = Manifold
 Meas. Wheel = Measuring Wheel | No. = number | Pres. Rating = Pressure Rating | Red. = Reducer | R. = Right
 SBR = Saw Bar Rescue | Str. = Straight | Stump treatm. = Stump treatment | Tot. = Total | U. = Upper | WEOPI = WEO Plug-In

Hose no.	Connections		Fittings		Ferrules	Length	Hose type			Note	
	Connection 1	Connection 2	Fitting 1	Fitting 2			Part no.	Size	Pres. Rating		Part no.
645474	Distribution mani. 1		BSP -02 Banjo		601531	601539	428 mm	1/4"		615091	
	Main saw unit		BSP -02 90		601527	601539	410 mm	290 bar		EN 857 1SC	
645475	Distribution mani. 2		BSP -02 45		601530	601539	650 mm	1/4"		615091	
	Super Greasy		BSP -04 Banjo		601532	601539	650 mm	290 bar		EN 857 1SC	
645476	Distribution mani. 3		BSP -02 Banjo		601531	601539	2467 mm	1/4"		615091	
	Top saw unit		BSP -04 Banjo		601149	601539	2440 mm	290 bar		EN 857 1SC	

Hose kit Log Max 7000XT

Language **en**

Swiroll

Part No. **645709-JJ/175**

From Head no. **370175**

V. 210223

Crimp. = Crimp diameter | cyl. = cylinder | Ex. = External | L. = Left | Lo. = Lower | Mani. = Manifold
 Meas. Wheel = Measuring Wheel | No. = number | Pres. Rating = Pressure Rating | Red. = Reducer | R. = Right
 SBR = Saw Bar Rescue | Str. = Straight | Stump treatm. = Stump treatment | Tot. = Total | U. = Upper | WEOPI = WEO Plug-In

Hose no.	Connections		Fittings		Ferrules	Length	Hose type			Note	
	Connection 1	Connection 2	Fitting 1	Part no.			Size	Pres. Rating	Part no.		Standard
			Fitting 2	Part no.							
645733	Swiroll P		JIC -16 Str.	601186	601142		1"		615081	P	
	R. Manifold P		JIC -20 Str.	601593	601142	1600 mm	345 bar		SAE 100 R13		
645734	Swiroll T		JIC -16 Str.	601186	601142		1"		615081	T	
	R. Manifold T		JIC -20 Str.	601593	601142	1570 mm	345 bar		SAE 100 R13		
645735	Swiroll EL		JIC -12 Str.	601218	601371		3/4"		615080	EL	
	Mani. Bracket EL		JIC -12 Str.	601218	601371	1580 mm	345 bar		SAE 100 R13		
645736	Swiroll DR		JIC -10 Str.	601181	601130		1/2"		615035	DR	
	R. Manifold DR		JIC -10 Str.	601181	601130	1690 mm	470 bar		EN 857 2SC		

Hose kit Log Max 7000XT

Swiroll

From Head no. 370222

Language en

Part No. 645709-PP/222

V. 210223

Crimp. = Crimp diameter | cyl. = cylinder | Ex. = External | L. = Left | Lo. = Lower | Mani. = Manifold
 Meas. Wheel = Measuring Wheel | No. = number | Pres. Rating = Pressure Rating | Red. = Reducer | R. = Right
 SBR = Saw Bar Rescue | Str. = Straight | Stump treatm. = Stump treatment | Tot. = Total | U. = Upper | WEOPI = WEO Plug-In

Hose no.	Connections		Fittings		Ferrules	Length	Hose type			Note	
	Connection 1	Connection 2	Fitting 1	Fitting 2			Part no.	Total	Size		Part no.
645737	Swiroll P		BSP -16 Str.		601157		1"	615081			
	R. Manifold P		BSP -16 Str.		601157	1600 mm	345 bar	SAE 100 R13			
645738	Swiroll T		BSP -16 Str.		601157		1"	615081			
	R. Manifold T		BSP -16 Str.		601157	1570 mm	345 bar	SAE 100 R13			
645739	Swiroll EL		BSP -12 Str.		601153		3/4"	615080			
	Mani. Bracket EL		BSP -12 Str.		601153	1580 mm	345 bar	SAE 100 R13			
645740	Swiroll DR		BSP -08 Str.		601152		1/2"	615035			
	R. Manifold DR		BSP -08 Str.		601152	1690 mm	470 bar	EN 857 2SC			

Hose kit Log Max 7000XT

Language **en**

Swiroll

Part No. **645710-JJ/166**

From Head no. **270166**

V. 210223

Crimp. = Crimp diameter | cyl. = cylinder | Ex. = External | L. = Left | Lo. = Lower | Mani. = Manifold
 Meas. Wheel = Measuring Wheel | No. = number | Pres. Rating = Pressure Rating | Red. = Reducer | R. = Right
 SBR = Saw Bar Rescue | Str. = Straight | Stump treatm. = Stump treatment | Tot. = Total | U. = Upper | WEOPI = WEO Plug-In

Hose no.	Connections		Fittings		Ferrules	Length	Hose type			Note	
	Connection 1	Connection 2	Fitting 1	Part no.			Size	Pres. Rating	Part no.		Standard
			Fitting 2								
645355	R. Manifold S1 P		JIC -20 Str.	601593	601142		1"		615081	P	
	Hose bracket P		JIC -16 Str.	601186	601142	1370 mm	345 bar		SAE 100 R13		
645356	R. Manifold S1 T		JIC -20 Str.	601593	601142		1"		615081	T	
	Hose bracket T		JIC -16 Str.	601186	601142	1310 mm	345 bar		SAE 100 R13		
645357	R. Manifold S1 DR		JIC -10 Str.	601181	601130		1/2"		615035	DR	
	Hose bracket DR		JIC -08 Str.	602316	601130	1400 mm	470 bar		EN 857 2SC		
645358	Bracket frame		JIC -12 Str.	601218	601371		3/4"		615080	EL	
	Hose bracket EL		JIC -12 Str.	601218	601371	1320 mm	345 bar		SAE 100 R13		

Hose kit Log Max 7000XT
Color marking equipment

From Head no. 270000

Language en

Part No. 645711/270000

V. 210223

Crimp. = Crimp diameter | cyl. = cylinder | Ex. = External | L. = Left | Lo. = Lower | Mani. = Manifold
 Meas. Wheel = Measuring Wheel | No. = number | Pres. Rating = Pressure Rating | Red. = Reducer | R. = Right
 SBR = Saw Bar Rescue | Str. = Straight | Stump treatm. = Stump treatment | Tot. = Total | U. = Upper | WEOPI = WEO Plug-In

Hose no.	Connections		Fittings		Ferrules	Length	Hose type			Note
	Connection 1	Connection 2	Fitting 1	Fitting 2			Part no.	Size	Part no.	
					Part no.	Total	Pres. Rating	Standard		
615049	Hose guard					1800 mm	3/4"			
615055	Hose guard					600 mm	1/2"			
645741	L. Manifold PM		BSP -02 Banjo		601531	26 mm	1/4"	615091	90°	
	Color Pump P		BSP -04 90		601160		290 bar	EN 857 1SC		
645742	R. Manifold S1 DR6		BSP -02 Banjo		601531	26 mm	1/4"	615091	130°	
	Color Pump DR		BSP -04 90		601160		290 bar	EN 857 1SC		
645743	L. Color tank		BSP -04 Banjo		601149	27 mm	1/4"	615091	90°	
	Adaptor 1		BSP -02 Str.		601529		290 bar	EN 857 1SC		
645744	R. Color tank		BSP -04 Banjo		601149	27 mm	1/4"	615091	90°	
	Adaptor 2		BSP -02 Str.		601529		290 bar	EN 857 1SC		
645745	Adaptor 1		BSP -02 Str.		601529	26 mm	1/4"	615091		
	Color Pump C1T		BSP -04 90		601160		290 bar	EN 857 1SC		
645746	Adaptor 2		BSP -02 Str.		601529	26 mm	1/4"	615091		
	Color Pump C2T		BSP -04 90		601160		290 bar	EN 857 1SC		
645747	Color Pump C1P		BSP -02 90		601527	18 mm	1/4"	615091	17°	
	Color Block 1		BSP -02 45		601530		290 bar	EN 857 1SC		
645748	Color Pump C2P		BSP -02 90		601527	18 mm	1/4"	615091		
	Color Block 2		BSP -02 Str.		601529		290 bar	EN 857 1SC		

Hose kit Log Max 7000XT

Language **en**

Univerasal

Part No. **645713/XXXXXX**

From Head no. **370XXX**

V. 210223

Crimp. = Crimp diameter | cyl. = cylinder | Ex. = External | L. = Left | Lo. = Lower | Mani. = Manifold
 Meas. Wheel = Measuring Wheel | No. = number | Pres. Rating = Pressure Rating | Red. = Reducer | R. = Right
 SBR = Saw Bar Rescue | Str. = Straight | Stump treatm. = Stump treatment | Tot. = Total | U. = Upper | WEOPI = WEO Plug-In

Hose no.	Connections		Fittings		Ferrules	Length	Hose type			Note	
	Connection 1	Connection 2	Fitting 1	Part no.			Part no.	Size	Pres. Rating		Standard
			Fitting 2	Part no.							
645627	Crane		BSP -16 Str.	601157	601142		1"		615081	P	
	R. Manifold S1 P		BSP -16 Str.	601157	601142	3300 mm	345 bar	SAE 100 R13			
645628	Crane		BSP -16 Str.	601157	601142		1"		615081	T	
	R. Manifold S1 T		BSP -16 Str.	601157	601142	3300 mm	345 bar	SAE 100 R13			
645629	Crane		BSP -08 Str.	601152	601130		1/2"		615035	DR	
	R. Manifold S1 DR3		BSP -08 Str.	601152	601130	3340 mm	470 bar	EN 857 2SC			
649050			BSP -12 Str.	601153	601371	3620 mm	3/4"		615080		
	EL		BSP -12 Str.	601153	601371	3620 mm	345 bar	SAE 100 R13			

Hose kit Log Max 7000XT

Miscellaneous hoses

From Head no. xxxxxxx

Language en

Part No. 645719/xxxxxx

V. 210223

Crimp. = Crimp diameter | cyl. = cylinder | Ex. = External | L. = Left | Lo. = Lower | Mani. = Manifold
 Meas. Wheel = Measuring Wheel | No. = number | Pres. Rating = Pressure Rating | Red. = Reducer | R. = Right
 SBR = Saw Bar Rescue | Str. = Straight | Stump treatm. = Stump treatment | Tot. = Total | U. = Upper | WEOPI = WEO Plug-In

Hose no.	Connections		Fittings		Ferrules	Length	Hose type			Note	
	Connection 1	Connection 2	Fitting 1	Fitting 2			Part no.	Total	Size		Part no.
645350	Protective hose		BSP -06 Str.		601151		3/8"	615072			
	Find End		BSP -06 Str.		601151	420 mm	385 bar	EN 857 2SC			
645497	Stump treatm.		BSP -04 Str.		601150	1736 mm	1/4"	615071	UREA 411 XL		
	Adapter		BSP -04 90		601170	1700 mm	450 bar	EN 857 2SC			
645498	Swivel		BSP -04 Str.		601150	405 mm	1/4"	615091	UREA 411 XL		
	Saw bar holder		BSP -04 45		601175	350 mm	290 bar	EN 857 1SC			
645776	Protective hose		M 20 Str. Ex.		601551	900 mm	3/8"	615072			
	Find End				601121	870 mm	385 bar	EN 857 2SC			
645777	Protective hose		M 20 Str. Ex.		601551		3/8"	615072			
	Find End				601121	870 mm	385 bar	EN 857 2SC			

Log Max

7000XT

Spare part
manual

270240-
370243-
en

Log Max

7000XT

Spare part
manual

270240-
370243-
en

Log Max

7000XT

Spare part
manual

270240-
370243-
en

Log Max

7000XT

Spare part
manual

270240-
370243-
en

Log Max

7000XT

Spare part
manual

270240-
370243-
en

Log Max

7000XT

Spare part
manual

270240-
370243-
en

Log Max

7000XT

Spare part
manual

270240-
370243-
en