

Log Max **7000Twin**

Spare part manual



www.logmax.com

Ver. 1.4



Stationsvägen 12 - 77013 Grangärde - SWEDEN
Phone: +46 240 59 11 00
info@logmax.com www.logmax.com

Applies to serial number: 570061-

Contents

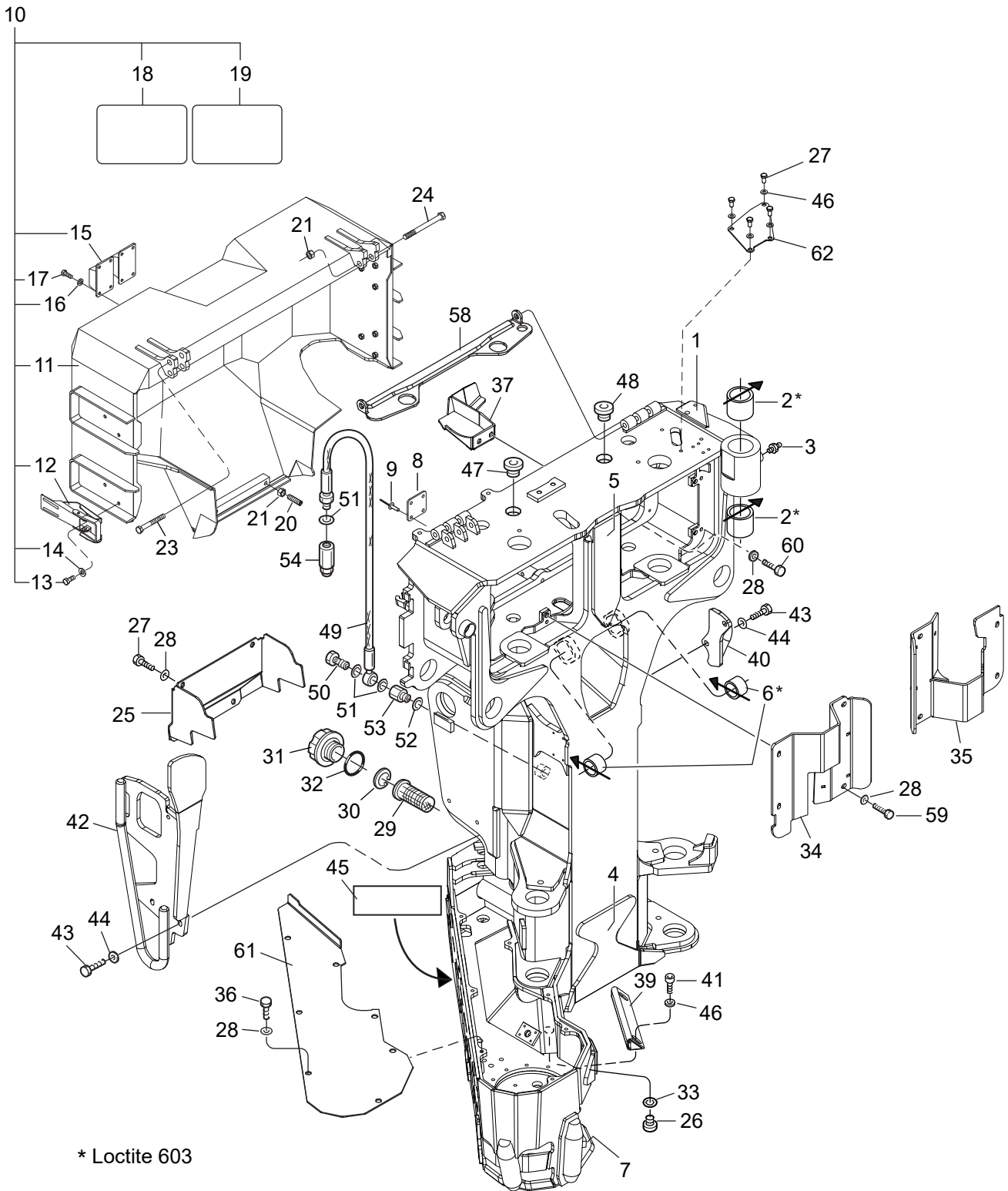
1. Frame and protection	9
Frame with protective cover.....	11
2. Delimiting unit	15
Delimiting unit.....	17
Lower delimiting knives	21
Upper delimiting knife, assembly.....	25
Upper delimiting knife	27
3. Feeding unit.....	29
Feed roller arms.....	31
Protection, feeding unit, V12.....	35
Feed roller motors.....	37
Reduction gear.....	39
Feed roller arms.....	41
Feed roller motors.....	45
Feed rollers V12	47
Feed rollers MS11.....	49
Feed rollers eucalyptus 45°	51
4. Measuring	53
Length measuring, assembly.....	55
Measuring wheel arm, LM510, Dasa Forester.....	57
Measuring wheel arm, Interface	59
Diameter measuring	61
5. Felling unit	63
Felling link.....	65
6. Saw unit	69
Saw hydraulic #2	71
Saw unit 98XL.....	73
Saw unit, SC100S, 19cc.....	77
Hydraulic motor	81
Saw unit, SC100S, 30cc.....	83
Hydraulic motor	87
Bearing unit.....	89
Saw bar bracket	91
Saw bar bracket.....	93
Saw bar holder	95
Mechanical stop	97
Hydraulic cylinder.....	99
Hydraulic cylinder	101
Bracket	103
Encoder.....	105
Seal kit	107
Stump treatment	109
Electrical system, saw unit.....	111
Chain lubrication - Easy Greasy	113
Easy Greasy pump.....	115

Easy Greasy, SC100S	117
Saw dust cover	119
Saw bar and saw chains, 98XL	121
Saw bar and saw chains, SC100S, 19cc.....	123
Saw bar and saw chain, SC100S, 30cc.....	125
7. Rotators	127
Rotator AV17S	129
Rotator HX30 LS.....	131
Rotator control, valve.....	133
8. Accessories	135
Bypass valve.....	137
Color marking equipment.....	139
Color tanks, assembly	141
Color pump C2019, assembly	143
Color marking manifold	145
Cylinder cover.....	147
Find End, Laser	149
Find End assembly.....	151
Hose holder	153
Hydraulic upper delimiting knife, assembly	155
Knife edge protection.....	157
Stump treatment kit, saw 98	159
Tool set	161
9. Hydraulic system	163
Interconnection of main manifolds #2	165
Left manifold PRE#2	167
Left manifold #2	169
Manifold #2	171
Directional valve #2	173
Pressure reducer valve #2.....	175
Right manifold assembly #2.....	177
Check valve	179
Check valve	181
Directional valve 24V	183
Directional valve 24V	185
Directional valve 24V	187
Pressure reducer valve.....	189
Pressure reducer valve.....	191
Sequence valve	193
Right manifold	195
Inlet section S01	197
Feed section S02.....	199
Feed section S03.....	201
Middle section S04	203
Knife section S05.....	205
End section S06	207
Feed reducer	209
Logic element	211
Pilot reducer	213

Relief valves	215
Relief valves	217
Solenoid 24V	219
Cylinder Ø15/16-45	221
Cylinder Ø40/25-106	223
Hydraulic cylinder	225
Rod kit	227
Hydraulic cylinder	229
Rod kit	231
Hydraulic cylinder	233
Rod kit	235
Hydraulic cylinder	237
Rod kit	239
10. Control system	241
Log Mate 510 #2	243
Dasa Forester #2	245
Log Mate 510	247
Dasa 4 & Cabswin	249
Dasa Forester	251
Dasa Forester, Eco Log & Rottne	253
IT/PC & VU	255
Electrical system, saw unit 98	257
Head module, LM510	259
Bracket, Dasa Forester	261
Bracket, Interface	263
Log Mate 510	265
Dasa 4 & Cabswin	267
Dasa Forester	269
IT/PC & VU	271
Connection box VU	273
Terminal box IT/PC	275
11. Hose kits	277

1. Frame and protection

1. Frame and protection



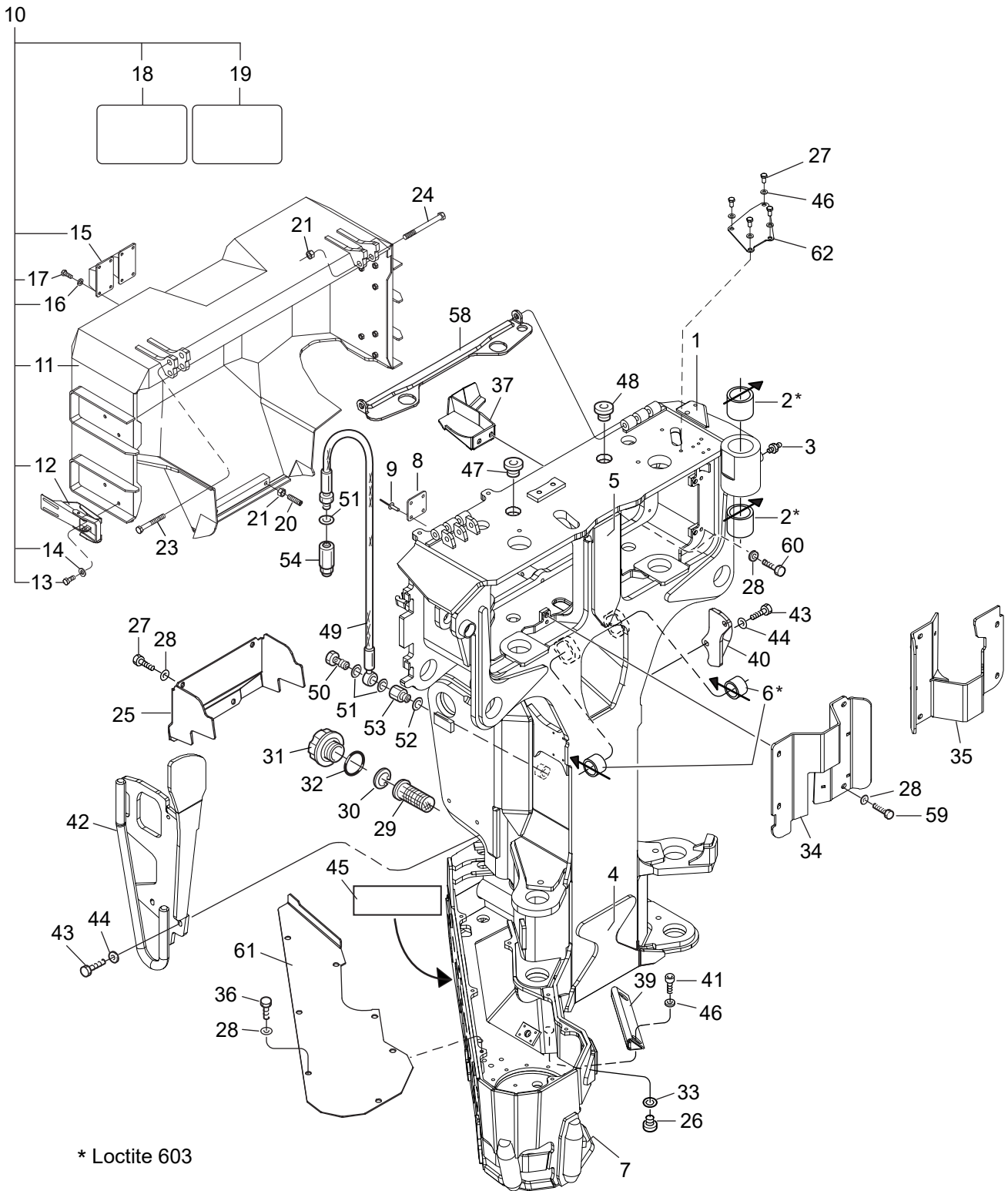
02/004

Log Max 7000Twin

Frame with protective cover

Structure 006600				
Pos.	Part no.	Quantity	Description	Specification
1	039501	1	Frame compl.	
2	512028	2	Bushing	60x40
3	625000	3	Grease nipple	KR 1/8" R
4	013312	1	Wear plate	Lower / Nedre
5	015519	1	Wear plate	Upper / Övre
6	512083	2	Bushing	35/39 – 20
7	016994	1	Bottom plate	
8		1	Plate	
9	500651	4	Screw	CSS 2.2x4.5
10	039511	1	Protective cover compl.	
11	039510	1	Protective cover	
12	519085	4	Overcentre latch	
13	500042	12	Screw	M6S M8x16 8.8 FZB
14	503055	12	Washer	M8 Nordlock
15	014377	2	Rubber damper	
16	503073	8	Washer	M6 Nordlock
17	500022	8	Screw	M6S M6x14 8.8 FZB
18	519140	1	Decal	Crushing Hazard / Klämrisk
19	519141	1	Decal	Chain shot / Kedjeskott
20	513042	2	Screw	P6SS M12x50
21	502056	3	Nut	M12 Locking
23	501121	1	Screw	MC6S M12x120 12.9
24	501123	2	Screw	M6S M12x140 12.9 FZB
25	017390	1	Protection	
26	015642	1	Magnetic plug	1/2"
27	500066	8	Screw	M6S M10x20 8.8 FZB
28	503075	21	Washer	M10 Nordlock
29	015351	1	Strainer	
30	517238	1	Circlip	SGH 45
31	013969	1	Filling cap compl.	Yellow / Gul
32	543028	1	O-ring	44.04x3.53 Viton
33	601103	2	Bonded seal	1/2"

1. Frame and protection



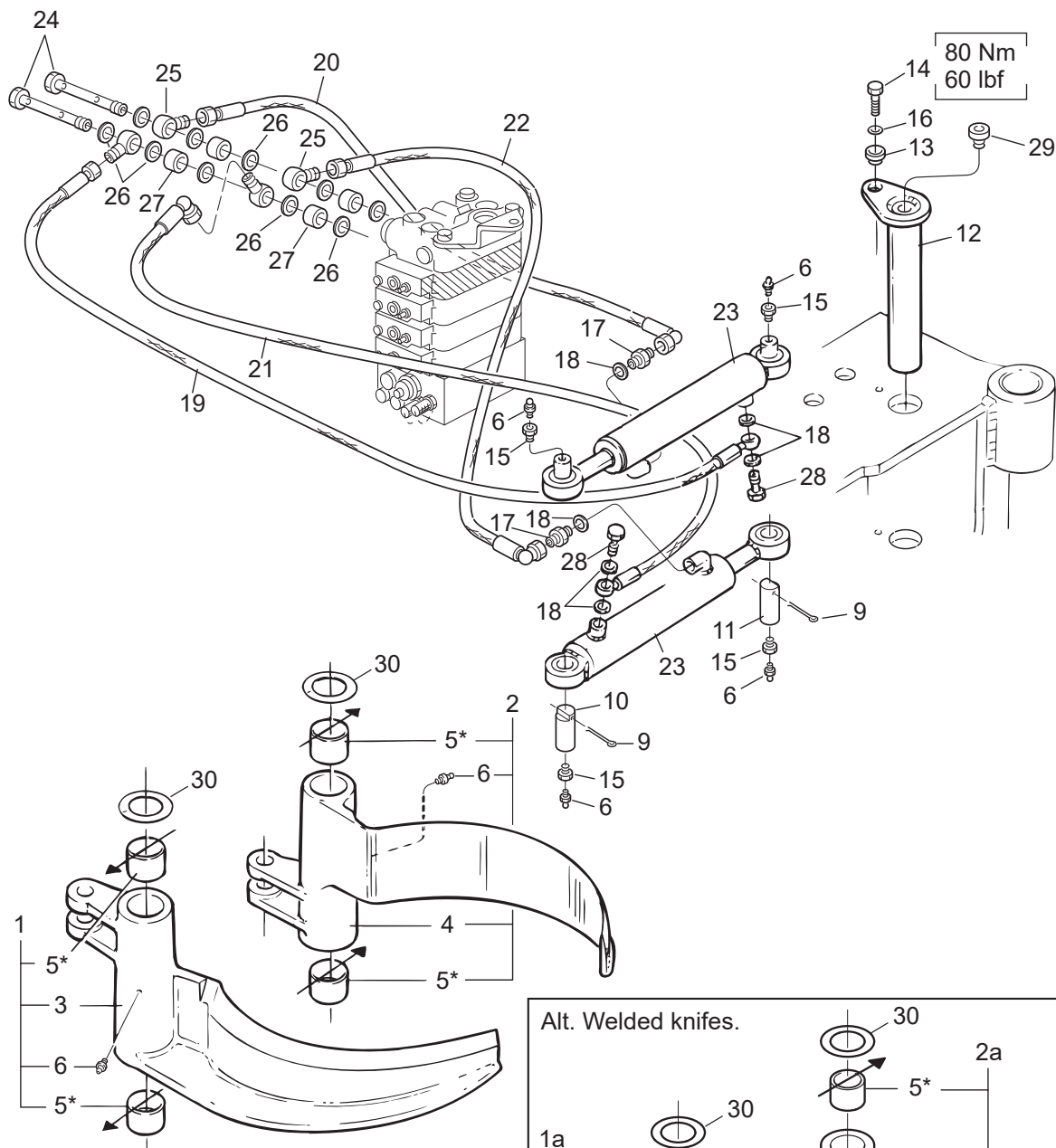
02/004

Log Max 7000Twin

Structure				
Pos.	Part no.	Quantity	Description	Specification
34	016074	1	Protective plate	Right / Höger
35	016073	1	Protective plate	Left / Vänster
36	500065	7	Screw	M6S M10x16 8.8 FZB
37	016077	1	Protection	Left / Vänster With diameter / Med diameter
39	016296	1	Protection	Saw cylinder / Sågcyllinder
40	016030	1	Hose leader	Left / Vänster
41	501087	2	Screw	MC6S M10x20 12.9
42	016100	1	Hose leader	
43	500091	5	Screw	M6S M12x30 8.8 FZB
44	503076	5	Washer	M12 Nordlock
45	519166	1	Decal	
46	503057	6	Washer	M10 Nordlock
47	011537	1	Plug	R 1 1/4"
48	601006	1	Plug	R 1 1/4"
49	646919	1	Hydraulic hose	
50	601060	1	Banjo screw	R 1/4"
51	601200	3	Copper seal	13x19x1.5
52	601101	1	Bonded seal	1/4"
53	602055	1	Adapter	R 1/4" – R 1/4" UF – IF
54	015037	1	Breather valve	
58	016580	1	Protection bar	
59	500068	8	Screw	M6S M10x25 8.8 FZB
60	501087	2	Screw	M6S M10X30 12.9 FZB
61	016773	1	Protective plate	Saw box / Såglåda
62	10002108	1	Cover	

2. Delimiting unit

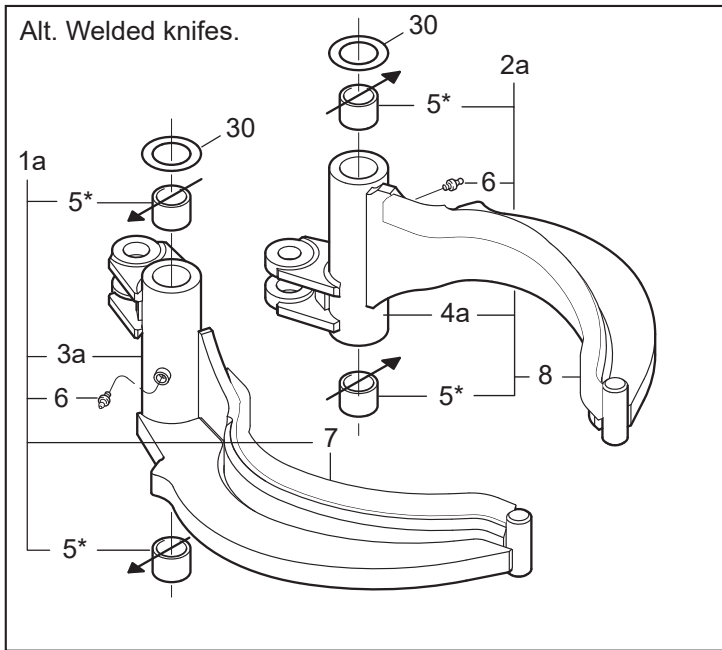
2. Delimiting unit



* Loctite 603

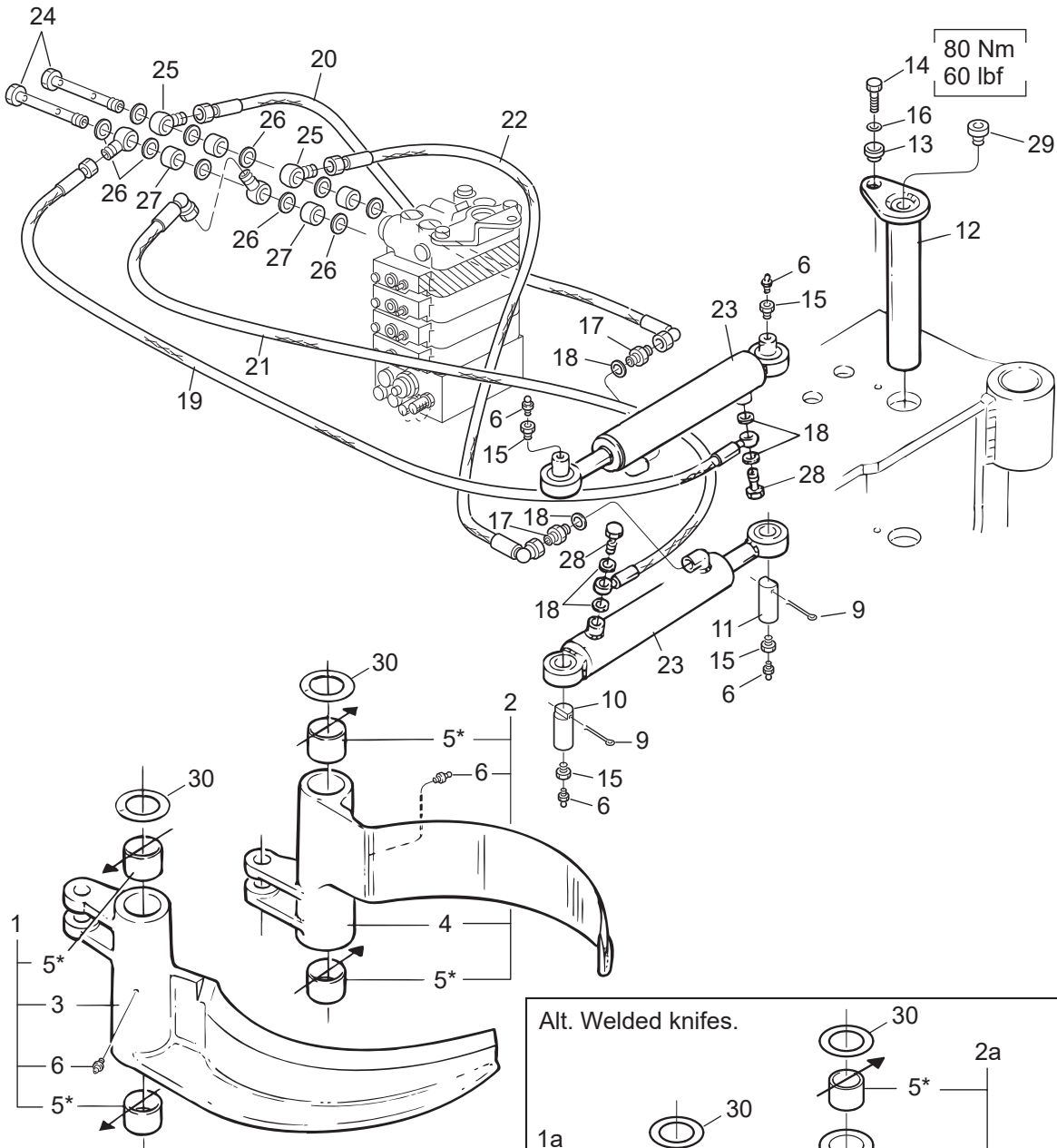
03 / 009

Log Max 7000C/Twin



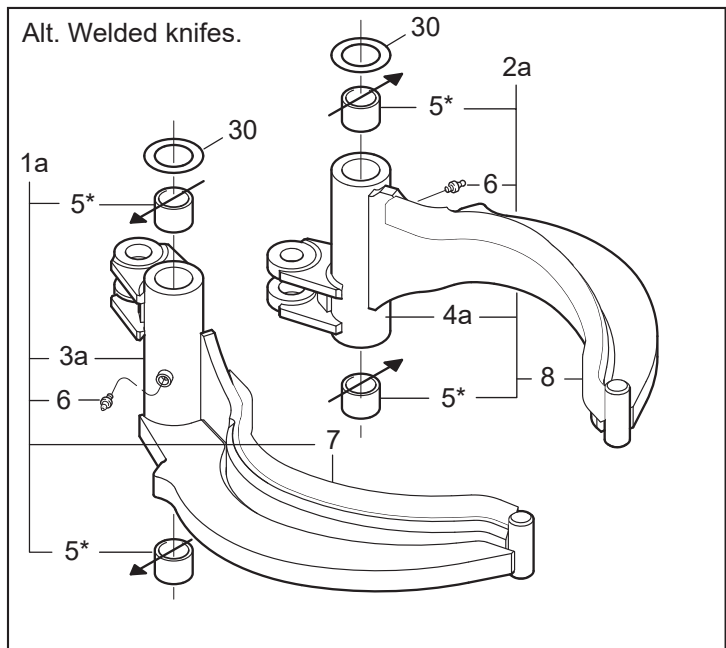
Delimiting unit

Structure 006603, 033775				
Pos.	Part no.	Quantity	Description	Specification
1	034347	1	Delimiting knife compl.	Right / Höger
1a	034247	(1)	Delimiting knife	Processor Welded / Svetsad
22	034346	1	Delimiting knife compl.	Left / Vänster
2a	034246	(1)	Delimiting knife compl.	Processor Welded / Svetsad
3	012667	1	Delimiting knife	Right / Höger
3a	016492	(1)	Delimiting knife	Right / Höger
4	012668	1	Delimiting knife	Left / Vänster
4a	016494	(1)	Delimiting knife	Left / Vänster
5	512029	4	Bushing	60x60
6	625000	6	Grease nipple	KR 1/8" R
7	016540	1	Knife edge	Right / Höger
8	016539	1	Knife edge	Left / Vänster
9	516002	4	Cotter pin	6.3x50
10	010605	2	Pin	Ø 32 L=79 mm
11	010604	2	Pin	Ø 32 L=102 mm
12	013780	2	Pin	Ø 60 L=354 mm
13	013872	2	Guide washer	
14	500092	2	Screw	M6S M12x30 8.8 FZB
15	602030	4	Bushing	R 1/8" – KR 3/8"
16	503060	2	Washer	M12 Nordlock
17	601032	2	Adapter	R 3/8" – R 3/8"
18	601102	6	Bonded seal	3/8"
19	646932	1	Hydraulic hose	
20	646930	1	Hydraulic hose	
21	646933	1	Hydraulic hose	
22	646931	1	Hydraulic hose	
23	018997	2	Hydraulic cylinder	
24	012476	2	Banjo screw	G 1/2" Long / Lång
25	602018	4	Banjo body	R 1/2" – R 3/8"
26	601103	10	Bonded seal	1/2"
27	012477	4	Spacer	
28	601061	2	Banjo screw	R 3/8"
29	601003	2	Hex plug	1/2" R



80 Nm
60 lbf

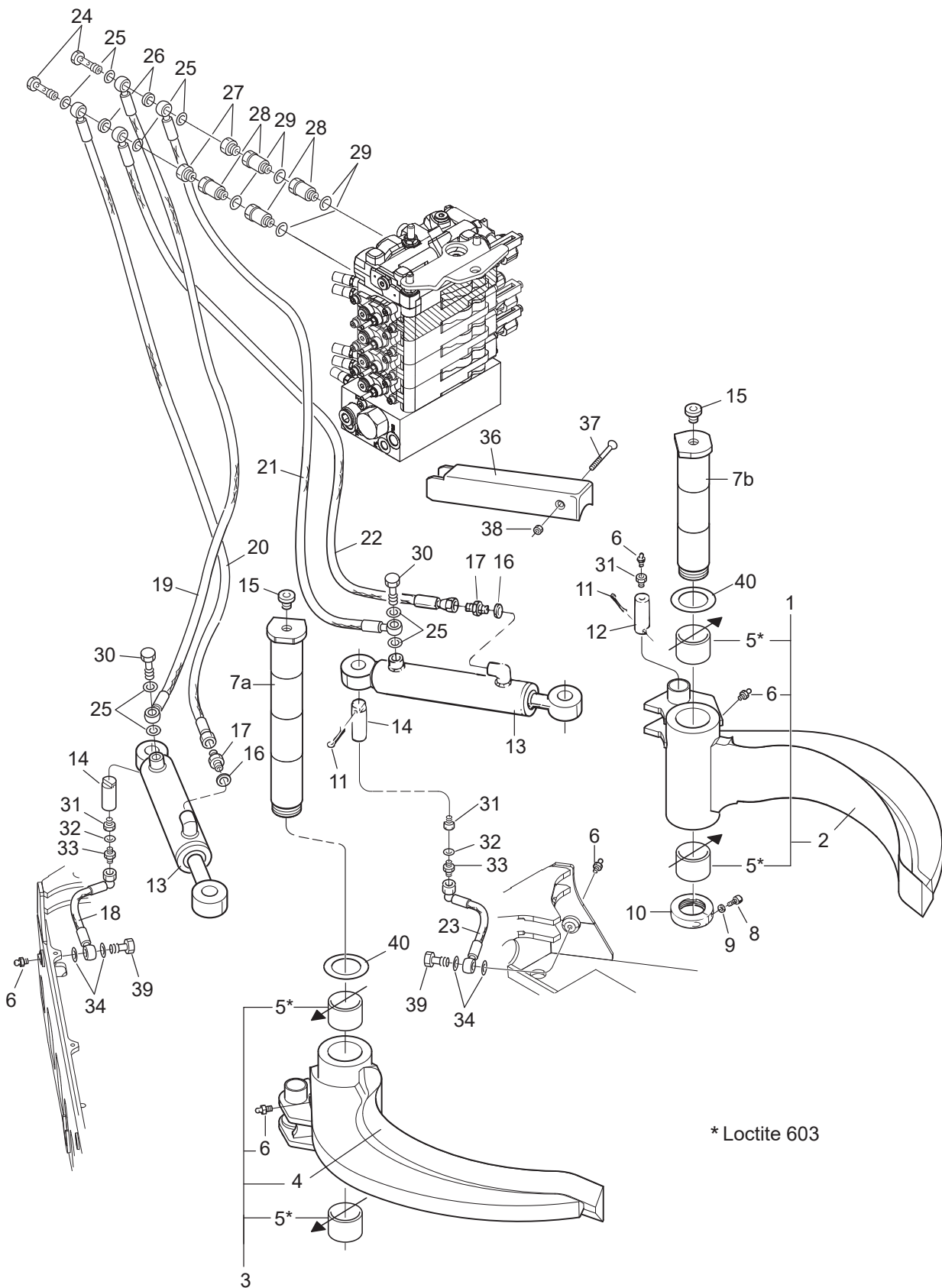
* Loctite 603



03/009

Log Max 7000C/Twin

Structure				
Pos.	Part no.	Quantity	Description	Specification
30	507011	Req / Erf	Shim	63x98x0.5
	507012	Req / Erf	Shim	63x98x1.0
	507063	Req / Erf	Shim	63x98x0.25

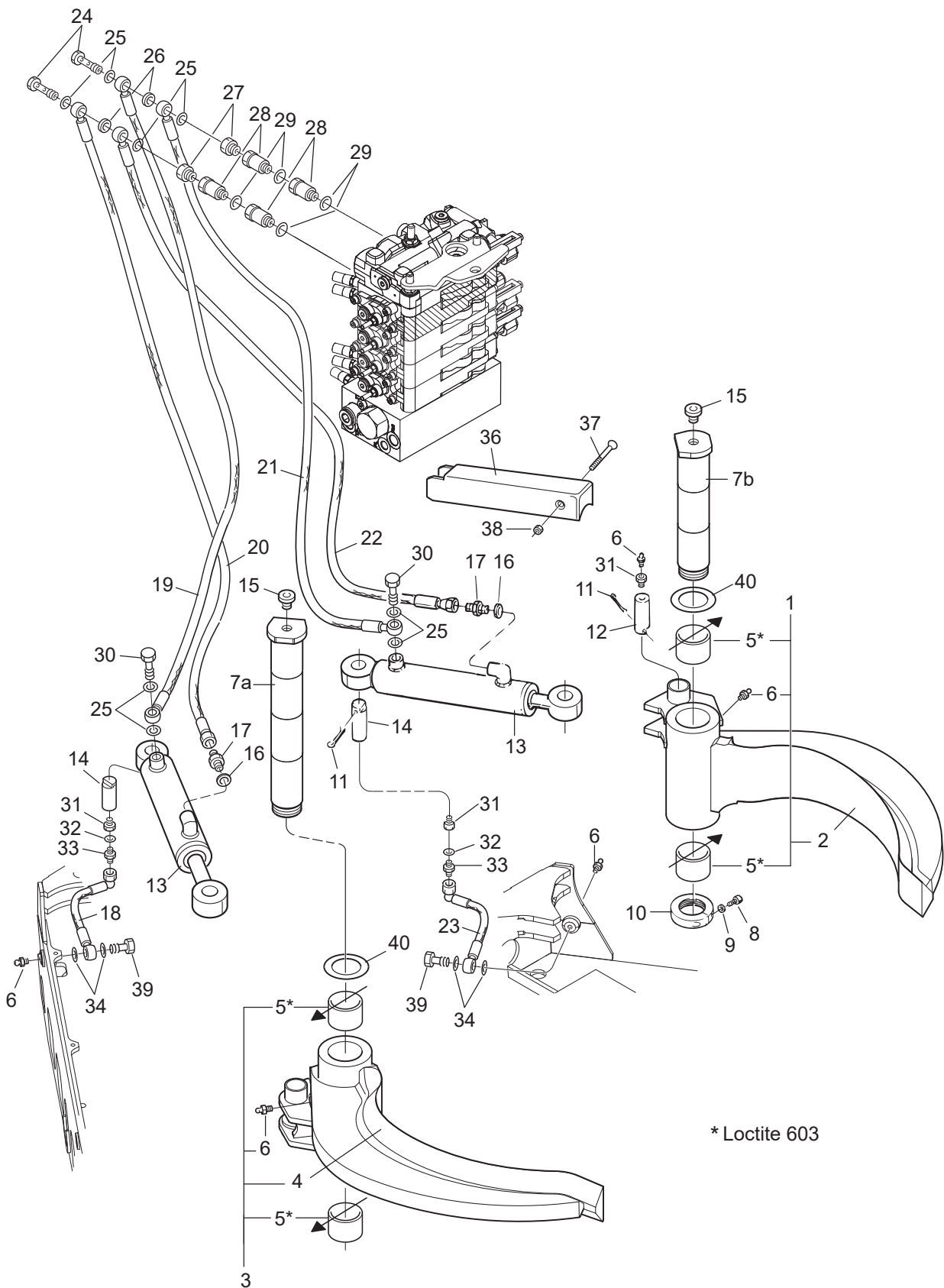


* Loctite 603

03/007

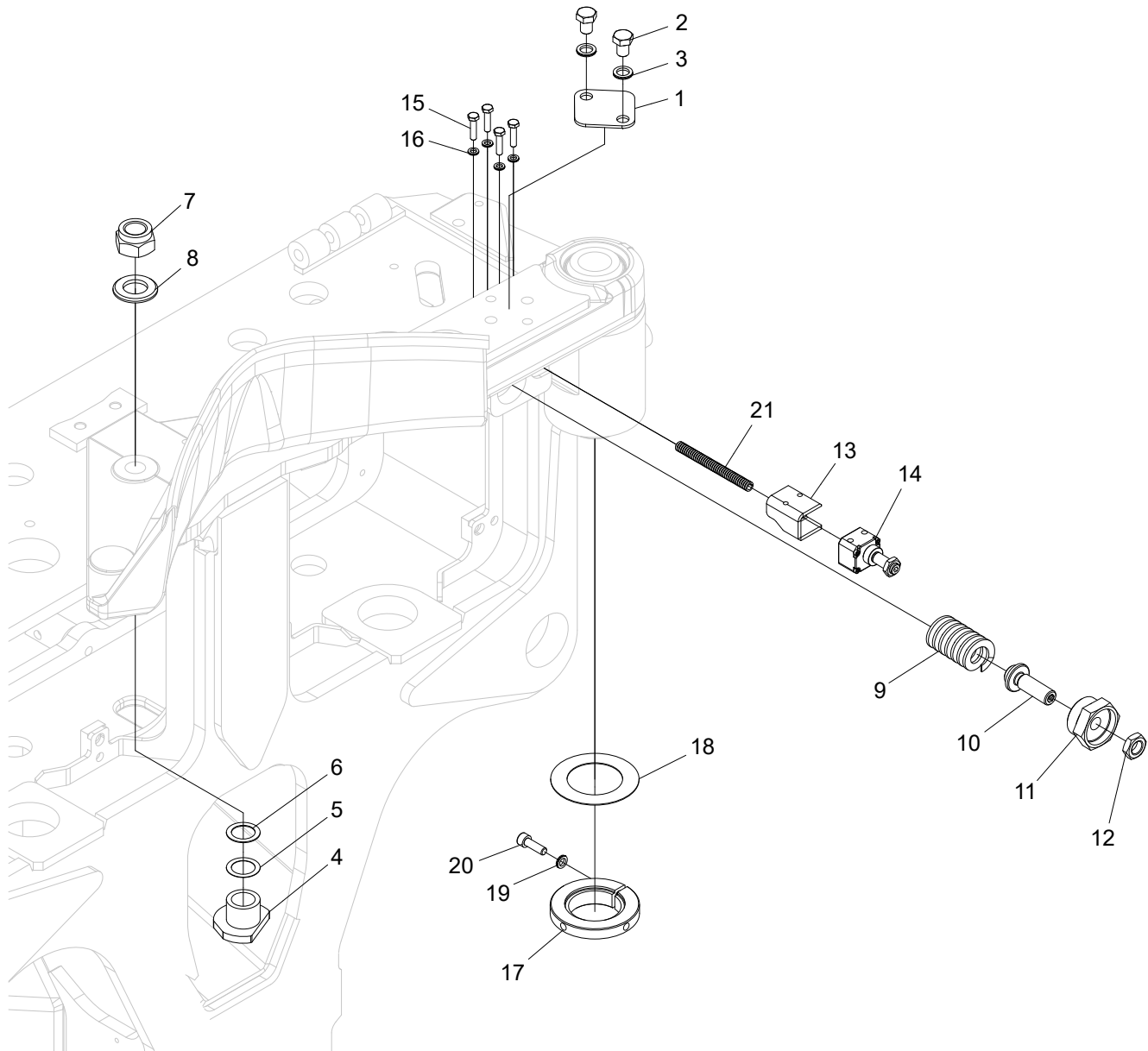
Lower delimiting knives

Structure 006604				
Pos.	Part no.	Quantity	Description	Specification
1	046018	1	Delimiting knife compl.	Left / Vänster
2	017302	1	Knife edge	
3	046019	1	Delimiting knife compl.	Right / Höger
4	017303	1	Knife edge	
5	512029	4	Bushing	60x60
6	625000	6	Grease nipple	KR 1/8" – R
7a	016764	1	Pin	Ø60 L= 410 mmRight / Höger
7b	016763	1	Pin	Ø60 L= 292 mmLeft / Vänster
8	501070	2	Screw	MC6S M8x25 12.9
9	503055	2	Washer	M8 Nordlock
10	016069	2	Threaded ring	M55
11	516002	4	Cotter pin	6.3x50
12	015383	2	Pin	Ø30 L= 89 mm
13	018987	2	Hydraulic cylinder	
14	015382	2	Pin	Ø30 L= 71 mm
15	601003	2	Hex plug	1/2" R
16	601101	2	Bonded seal	1/4"
17	601028	2	Adapter	R 1/4" UF – R 1/4" UF
18	646940	1	Hydraulic hose	
19	646915	1	Hydraulic hose	
20	646916	1	Hydraulic hose	
21	646913	1	Hydraulic hose	
22	646914	1	Hydraulic hose	
23	646991	1	Hydraulic hose	
24	601065	2	Banjo screw	R 1/4"
25	601200	8	Copper seal	13x19x1.5
26	602114	1	Seal ring	1/4"
27	602059	2	Adapter	R 1/2" – R 1/4" UF – IF
28	013805	4	Coupling	1/2" IF – 1/2" UF
29	601103	2	Bonded seal	1/2"
30	601060	2	Banjo screw	R 1/4"
31	602030	4	Adapter	BSP – 02 / BSPT – 06 IF / UF
32	601100	2	Bonded seal	1/8"



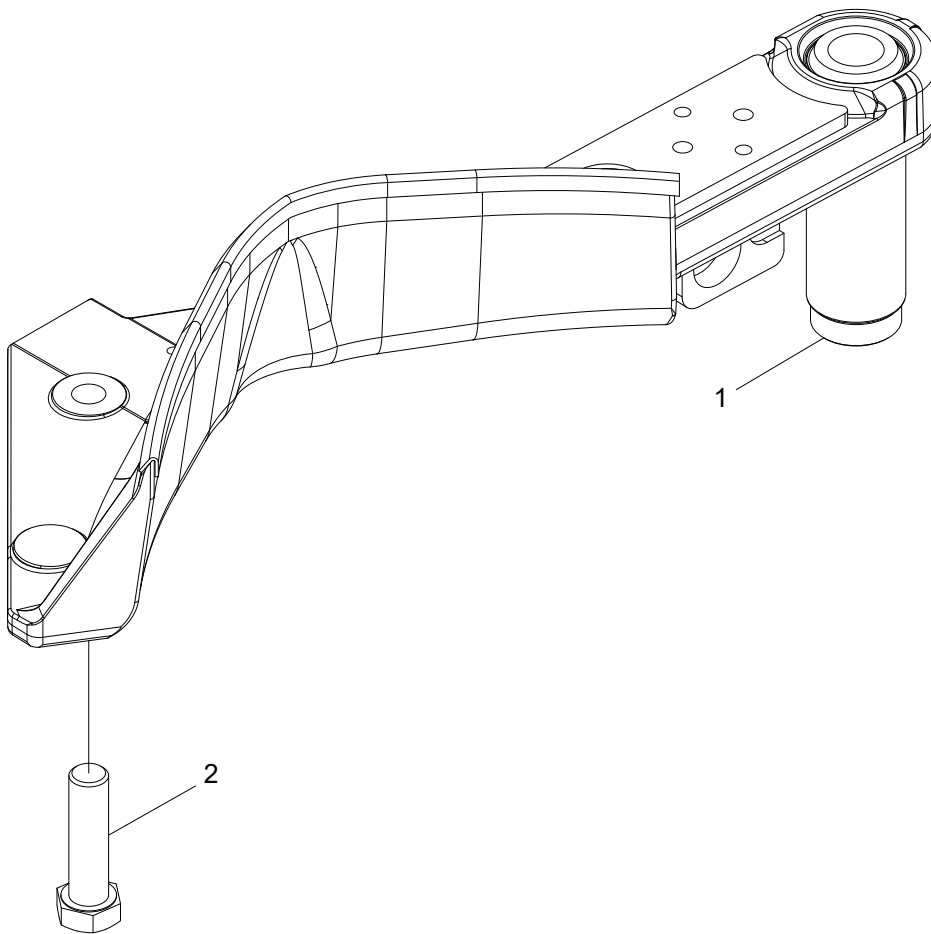
03/007

Structure				
Pos.	Part no.	Quantity	Description	Specification
33	601025	2	Adapter	R 1/8" UF – R 1/8" UF
34	601203	4	Copper seal	10x14x1.0
36	016570	2	Cover	
37	500077	2	Screw	M6S M10x70 8.8 FZB
38	502055	2	Nut	M10 Locking Low / Låg
39	601064	3	Banjo screw	R 1/8"
40	507011	Req / Erf	Shim	63x98x0.5
	507012	Req / Erf	Shim	63x98x1.0



Upper delimiting knife, assembly

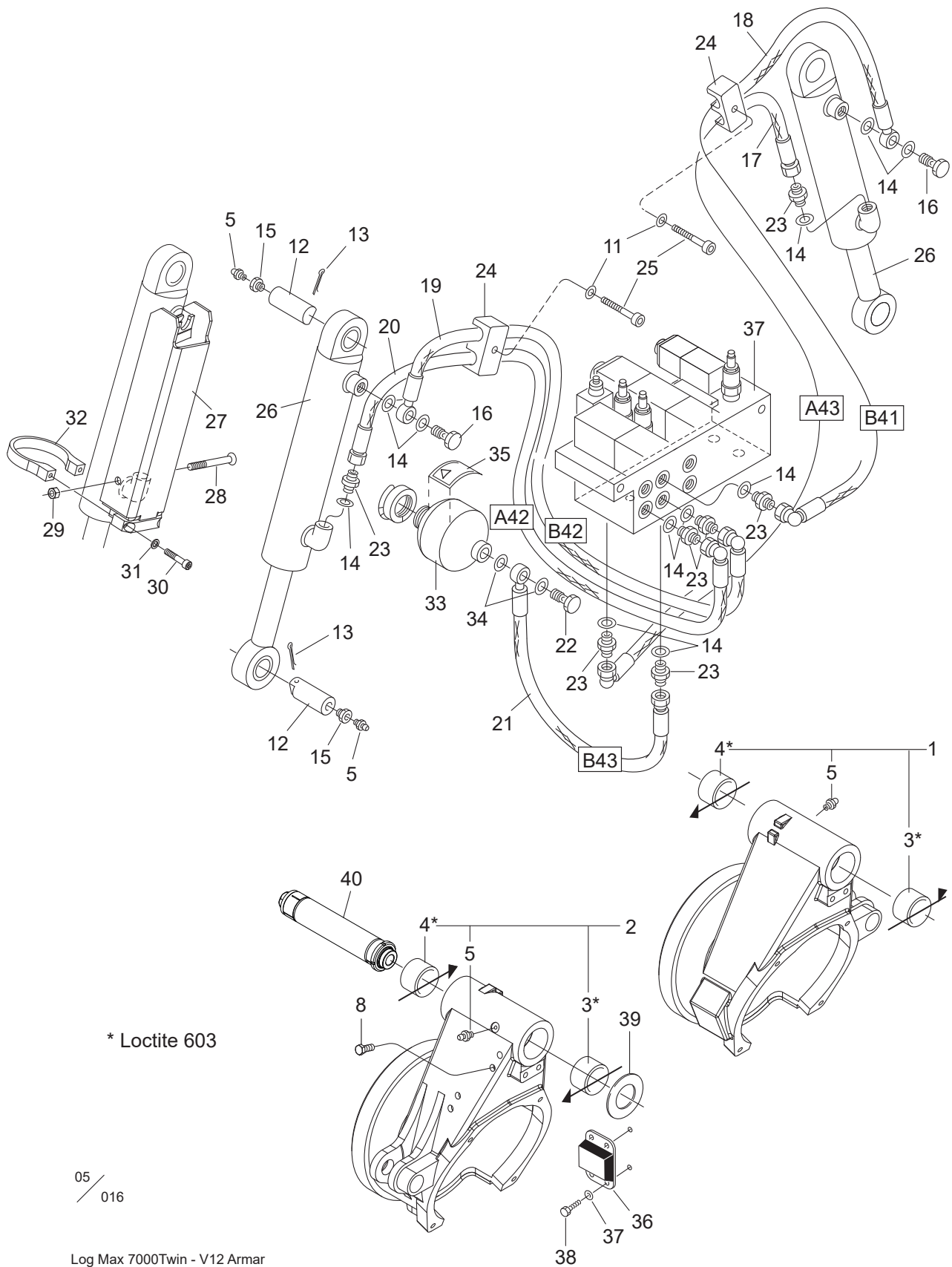
Structure 10002636				
Pos.	Part no.	Quantity	Description	Specification
1	10002141	1	Plate	
2	500087	2	Screw	M12x16
3	503060	2	Washer	NL12
4	10002525	1	Spacer	
5	015480	1	Shim	24x34x0,5
6	015481	1	Shim	24x34x1,0
7	502062	1	Nut	M24
8	503018	1	Washer	25x45x4 FZB
9	526031	1	Spring	
10	017282	1	Screw	
11	017281	1	Plug	
12	502706	1	Nut	M16 FZB
13	018395	1	Cover	
14	401289	1	Sensor	
15	500025	4	Screw	M6x25 8.8 FZB
16	503065	4	Washer	NL6
17	016712	1	Threaded ring	
18	507017	1	Shim	56x89x1
19	503055	1	Washer	NL8
20	501070	1	Screw	M8x25 12.9
21	615047		Protective hose	Ø10x6,7



Upper delimiting knife

Structure 10002916				
Pos.	Part no.	Quantity	Description	Specification
1	047115	1	Delimiting knife	
2	505091	1	Screw	M24x90 10.9

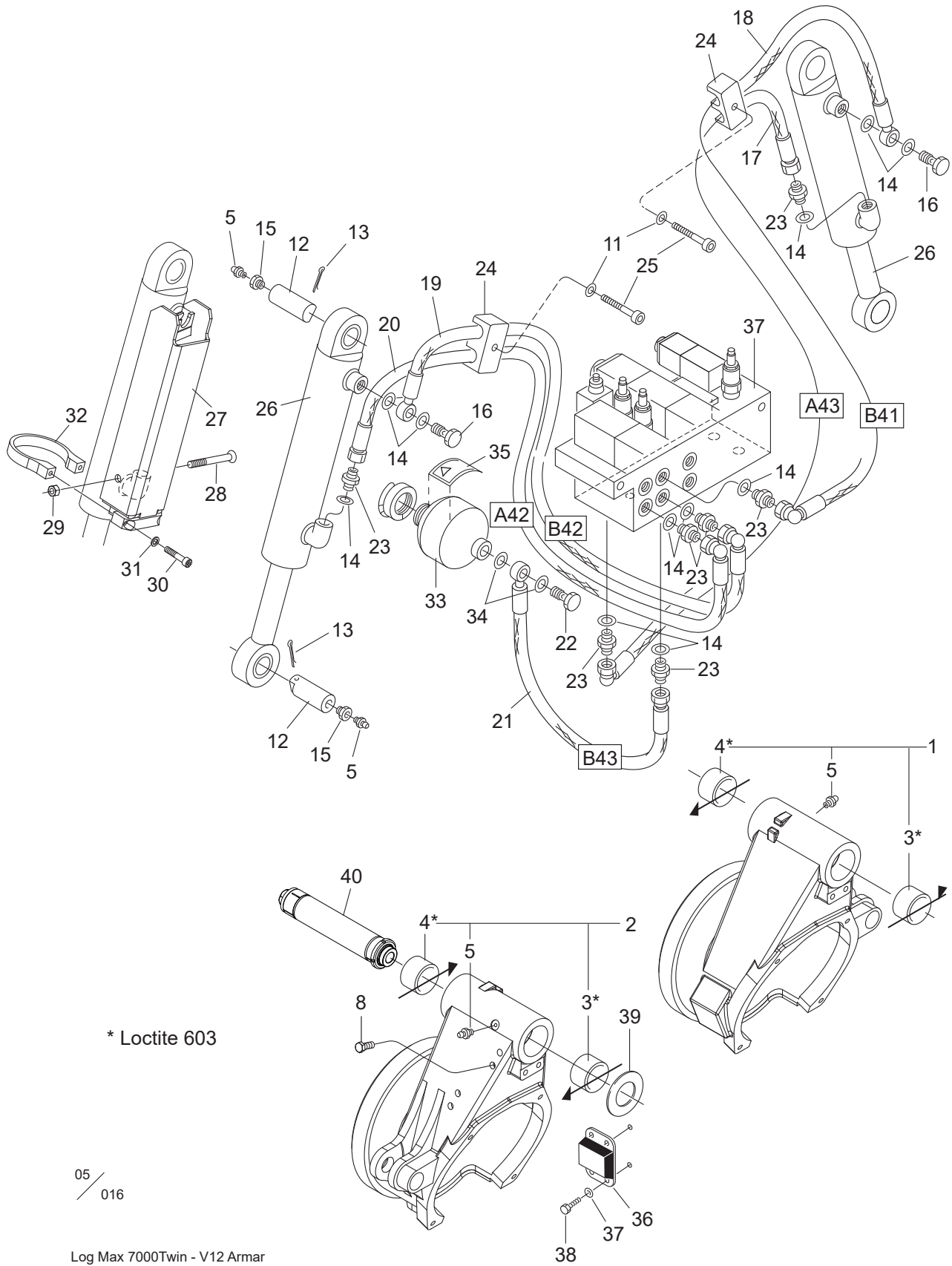
3. Feeding unit



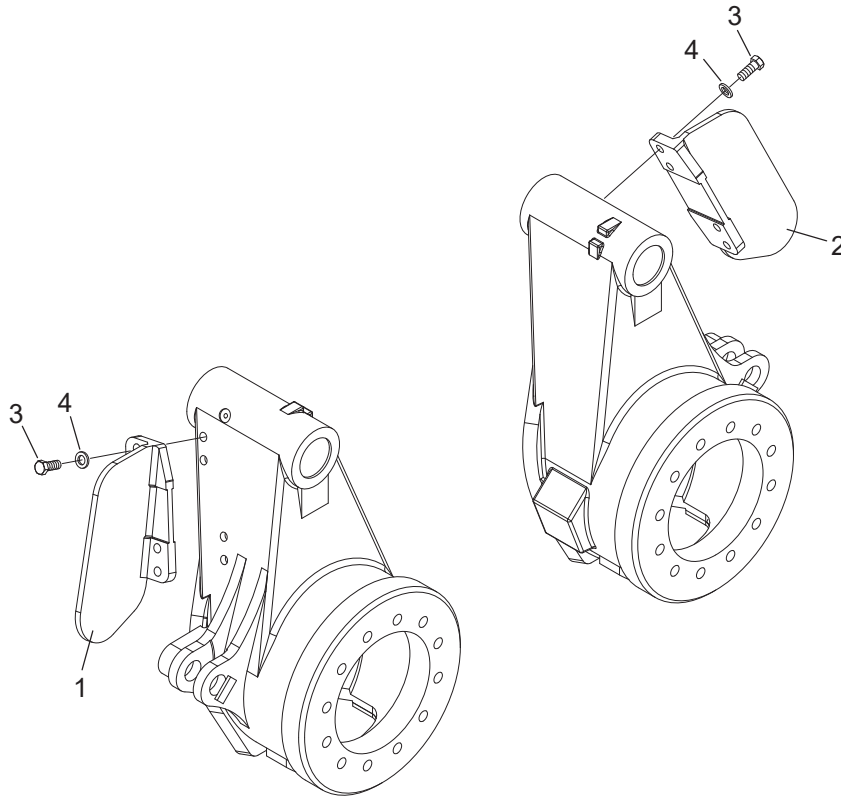
Feed roller arms

Structure 006606				
Pos.	Part no.	Quantity	Description	Specification
1	047123	1	Feed roller arm compl.	Right / Höger
2	047124	1	Feed roller arm compl.	Left / Vänster
3	512028	1	Bushing	60x40
4	512029	1	Bushing	60x60
5	625000	6	Grease nipple	KR 1/8" R
8	500087	8	Screw	M6S M12x16 8.8 FZB
11	503055	2	Washer	M8 Nordlock
12	012586	4	Pin	Ø 32 L=86 mm
13	516002	4	Cotter pin	6.3x50
14	601102	11	Bonded seal	3/8"
15	602030	4	Adapter	R 1/8" – KR 3/8"
16	601061	2	Banjo screw	R 3/8"
17	646929	1	Hydraulic hose	
18	646928	1	Hydraulic hose	
19	646926	1	Hydraulic hose	
20	646927	1	Hydraulic hose	
21	646936	1	Hydraulic hose	
22	601062	1	Banjo screw	R 1/2"
23	601032	7	Adapter	R 3/8" – R 3/8"
24	016878	2	Clamp	3/8"
25	501074	2	Screw	MC6S M8x45 12.9
26	018997	2	Hydraulic cylinder	
27	016257	2	Protection	
28	500078	2	Screw	M6S M10x75 8.8 FZB
29	502055	2	Nut	M10 Locking Low / Låg
30	501090	4	Screw	MC6S M10x30 12.9
31	503057	4	Washer	M10 Nordlock
32	016253	2	Clamp	
33	610140	1	Accumulator	0.5 L – 0 Bar Empty / Oladdad

3. Feeding unit



Structure				
Pos.	Part no.	Quantity	Description	Specification
	610141	1	Accumulator	0.5 L – 85 Bar Loaded / Laddad
34	601103	2	Bonded seal	1/2"
35	519111	1	Decal	85 bar
36	014377	2	Rubber damper	
37	503065	8	Washer	M6 Nordlock Wide / Stor
38	500022	8	Screw	M6S M6x14 8.8 FZB
39	507063	Req / Erf	Shim	63x98x0.25
	507011	Req / Erf	Shim	63x98x0.5
	507012	Req / Erf	Shim	63x98x1.0
40	518059	2	Shaft	

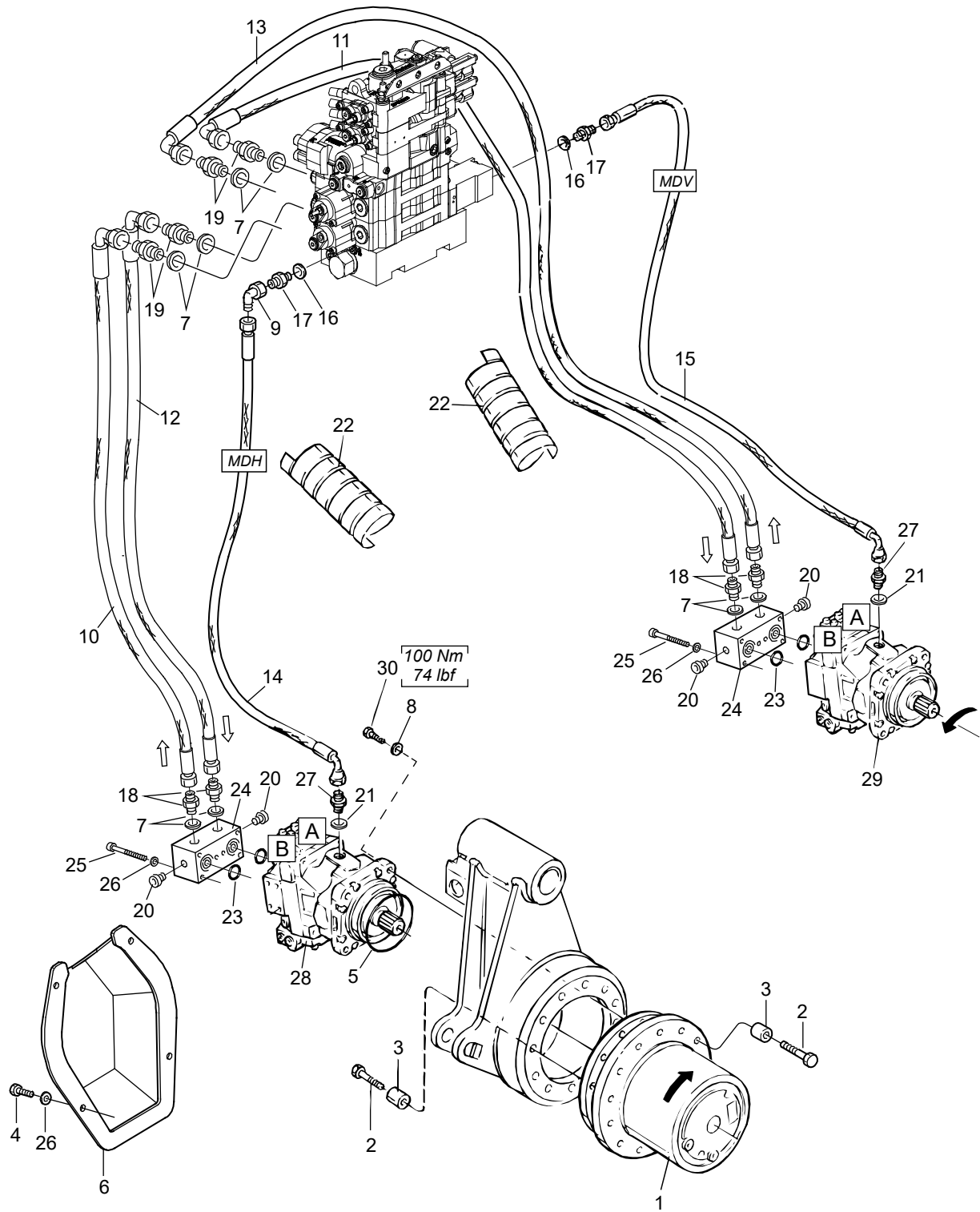


05/
018

Log Max 7000Twin - V12

Protection, feeding unit, V12

Structure 005760-H, 005760-V				
Pos.	Part no.	Quantity	Description	Specification
1	015696	1	Protection	Right / Höger
2	015695	1	Protection	Left / Vänster
3	503060	8	Washer	M12 Nordlock
4	500091	8	Screw	M6S M12x30 8.8 FZB



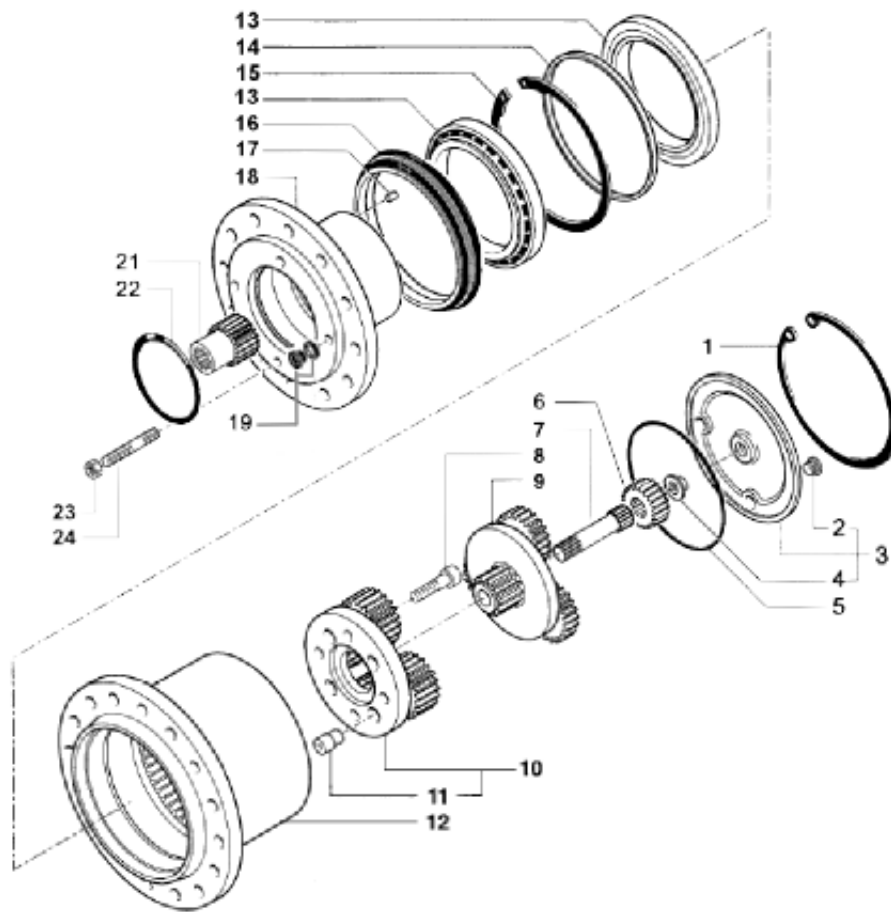
➔ Direction of rotation / Rotationsriktning
⇒ Oil flow / Oljeflöde

05/003

Log Max 7000C-V12 Hjulmotor

Feed roller motors

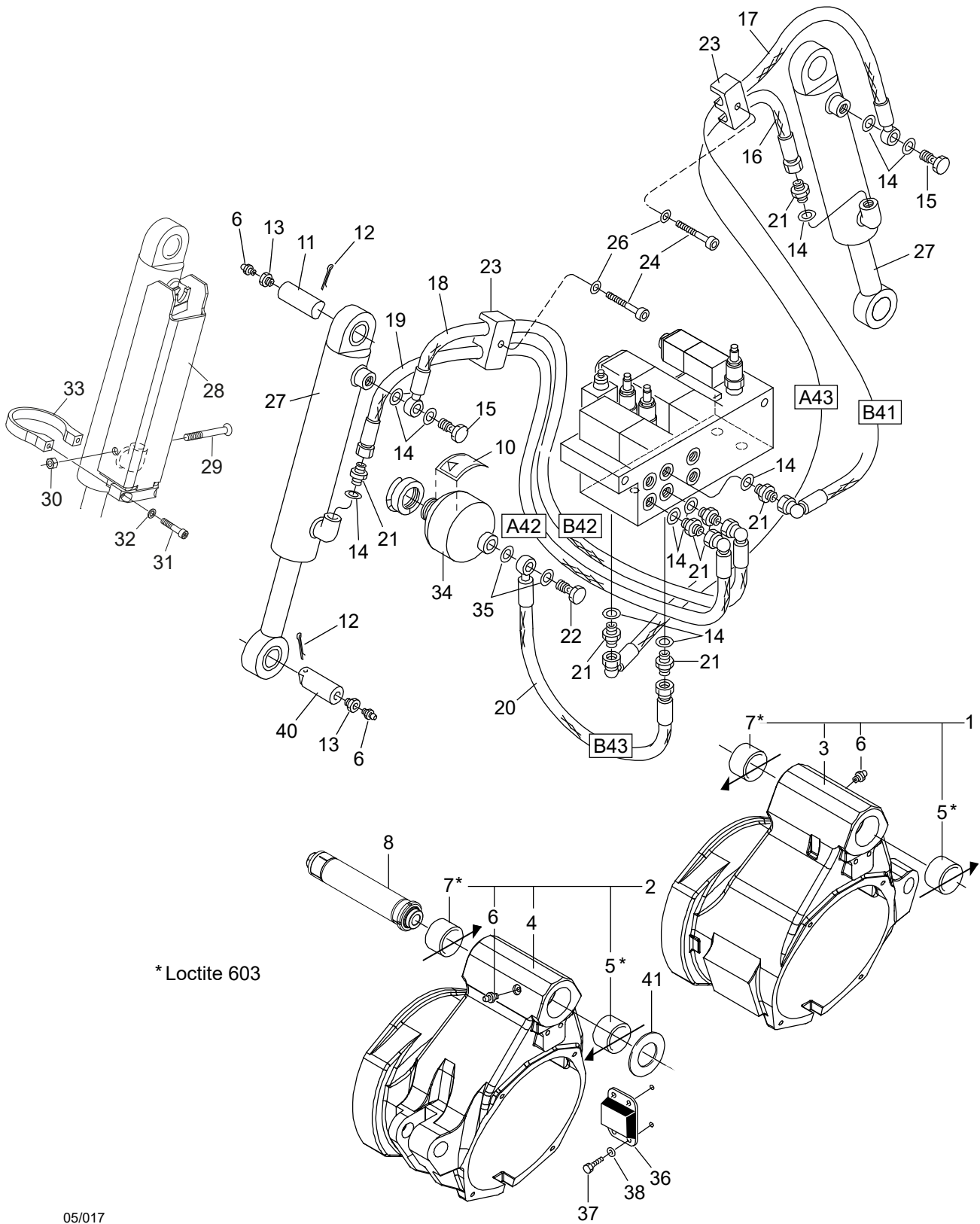
Structure 005760-H, 005760-V				
Pos.	Part no.	Quantity	Description	Specification
1	609060	2	Reduction gear	
2	500137	24	Screw	M6S M16x70 8.8 FZB
3	010676	24	Spacer	
4	500068	8	Screw	M6S M10x25 8.8 FZB
5	543164	2	O-ring	125x4
6	013572	2	Cover	
7	601104	8	Bonded seal	3/4"
8	503060	8	Washer	M12 Nordlock
9	602027	1	Elbow	R 3/8" UF – IF
10	646951	1	Hydraulic hose	
11	646952	1	Hydraulic hose	
12	646950	1	Hydraulic hose	
13	646953	1	Hydraulic hose	
14	646954	1	Hydraulic hose	
15	646955	1	Hydraulic hose	
16	601102	2	Bonded seal	3/8"
17	601032	2	Adapter	R 3/8" – R 3/8"
18	601040	4	Adapter	R 3/4" UF – R 3/4" UF
19	016443	4	Adapter	G 3/4" – 3/4"
20	601001	4	Hex plug	1/4" R
21	601111	2	Bonded seal	M22
22	615051	2	Hose cover	2" L=750 mm
23	540154	4	O-ring	24.99x3.53
24	016527	2	Manifold	3/4"
25	500074	12	Screw	M6S M10x55 8.8 FZB
26	503057	20	Washer	M10 Nordlock
27	608004	2	Adapter	M22x3/8"
28	609132	1	Feed roller motor	Right / Höger
29	609133	1	Feed roller motor	Left / Vänster
	011269	1	Seal kit	V12-60
	554236	1	O-ring kit	End cap / Bakkåpa
30	501110	8	Screw	MC6S M12x35 12.9



Reduction gear

Structure 609060				
Pos.	Part no.	Quantity	Description	Specification
1	635053	1	Circlip	SGH 190
2	635061	1	Plug	
3	635076	1	Cover cmpl	
4	635060	1	Spacer	
5		1	O-ring	
6	635059	1	Sun gear	
7	635058	1	Splined shaft	
8	635073	4	Screw	
9	635077	1	Reduction kit	Primary / Primär
10	635078	1	Reduction kit	Secondary / Sekundär
11	635087	4	Centering pin	
12	635074	1	Gear housing	
13	635050	2	Bearing	
14	635051	1	Spacer	190x175
15	635067	1	Circlip	
16	635052	1	Seal	
17	635062	1	Plug	
18	635075	1	Hub	
19	601001	1	Hex plug	1/4" R
20	601001	1	Hex plug	1/4" R
21	635057	1	Motor shaft	
22		1	O-ring	
	011272	1	Seal kit	

3. Feeding unit



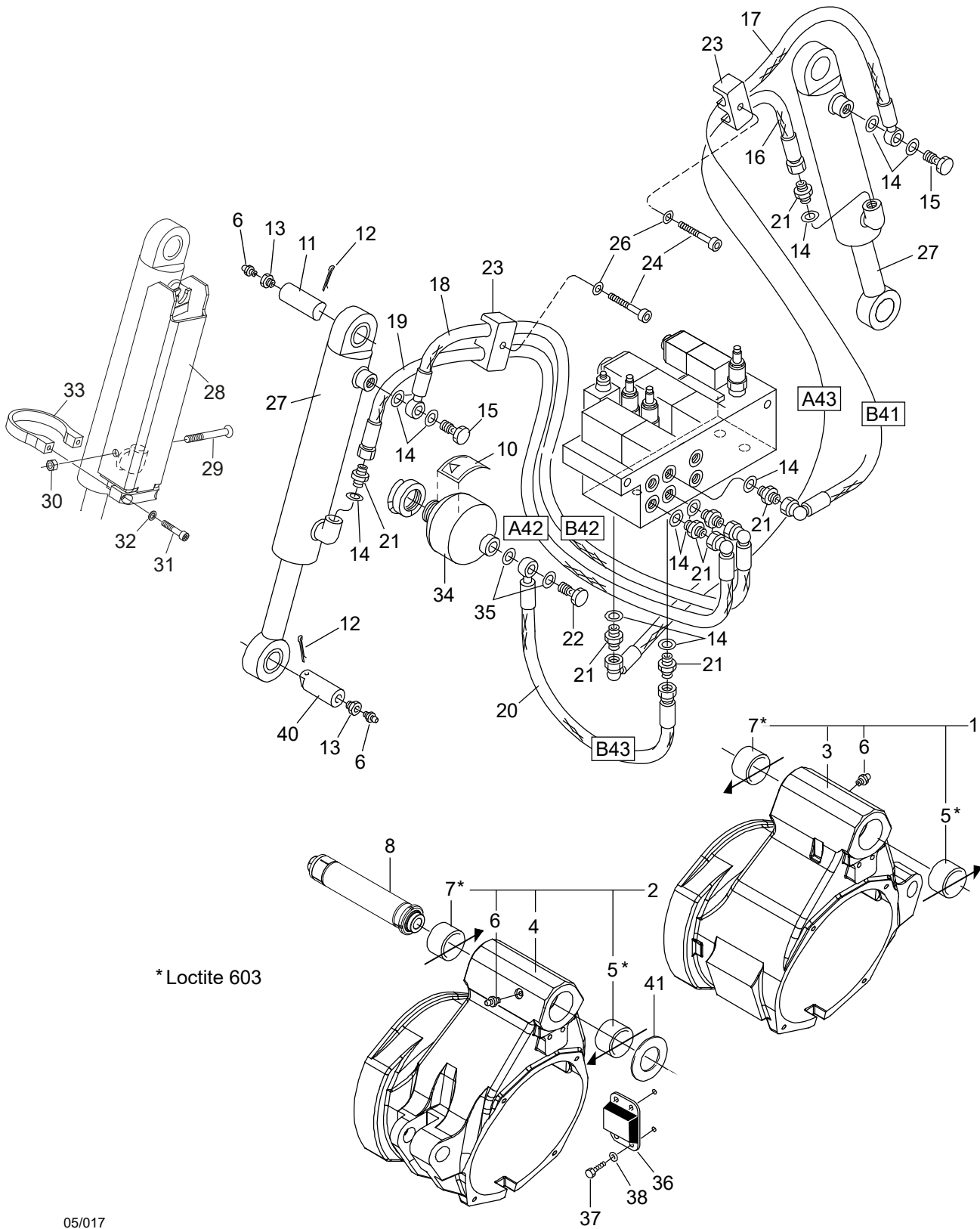
05/017

Log Max 7000Twin - MS11 Armar

Feed roller arms

Structure 005660-H, 005660-V, 039701				
Pos.	Part no.	Quantity	Description	Specification
1	047125	1	Feed roller arm compl.	Right / Höger
2	047126	1	Feed roller arm compl.	Left / Vänster
3	016040	1	Feed roller arm	Right / Höger
4	016039	1	Feed roller arm	Left / Vänster
5	512028	2	Bushing	60x40
6	625000	6	Grease nipple	KR 1/8" R
7	512029	2	Bushing	60x60
8	518059	2	Pin	
10	519111	1	Decal	85 bar
11	012586	2	Pin	Ø 32 L=86 mm
12	516002	4	Cotter pin	6.3x50
13	602030	4	Bushing	R 1/8" – KR 3/8"
14	601102	11	Bonded seal	3/8"
15	601061	2	Banjo screw	R 3/8"
16	646929	1	Hydraulic hose	
17	646928	1	Hydraulic hose	
18	646926	1	Hydraulic hose	
19	646927	1	Hydraulic hose	
20	646936	1	Hydraulic hose	
21	601032	7	Adapter	R 3/8" – R 3/8"
22	601062	1	Banjo screw	R 1/2"
23	016878	2	Clamp	3/8"
24	501074	2	Screw	MC6S M8x45 12.9
26	503055	2	Washer	M8 Nordlock
27	018997	2	Hydraulic cylinder	
28	016257	2	Protection	
29	500078	2	Screw	M6S M10x75 8.8 FZB
30	502055	2	Nut	M10 Locking Low / Låg
31	501090	4	Screw	MC6S M10x30 12.9
32	503057	4	Washer	M10 Nordlock
33	016253	2	Clamp	

3. Feeding unit

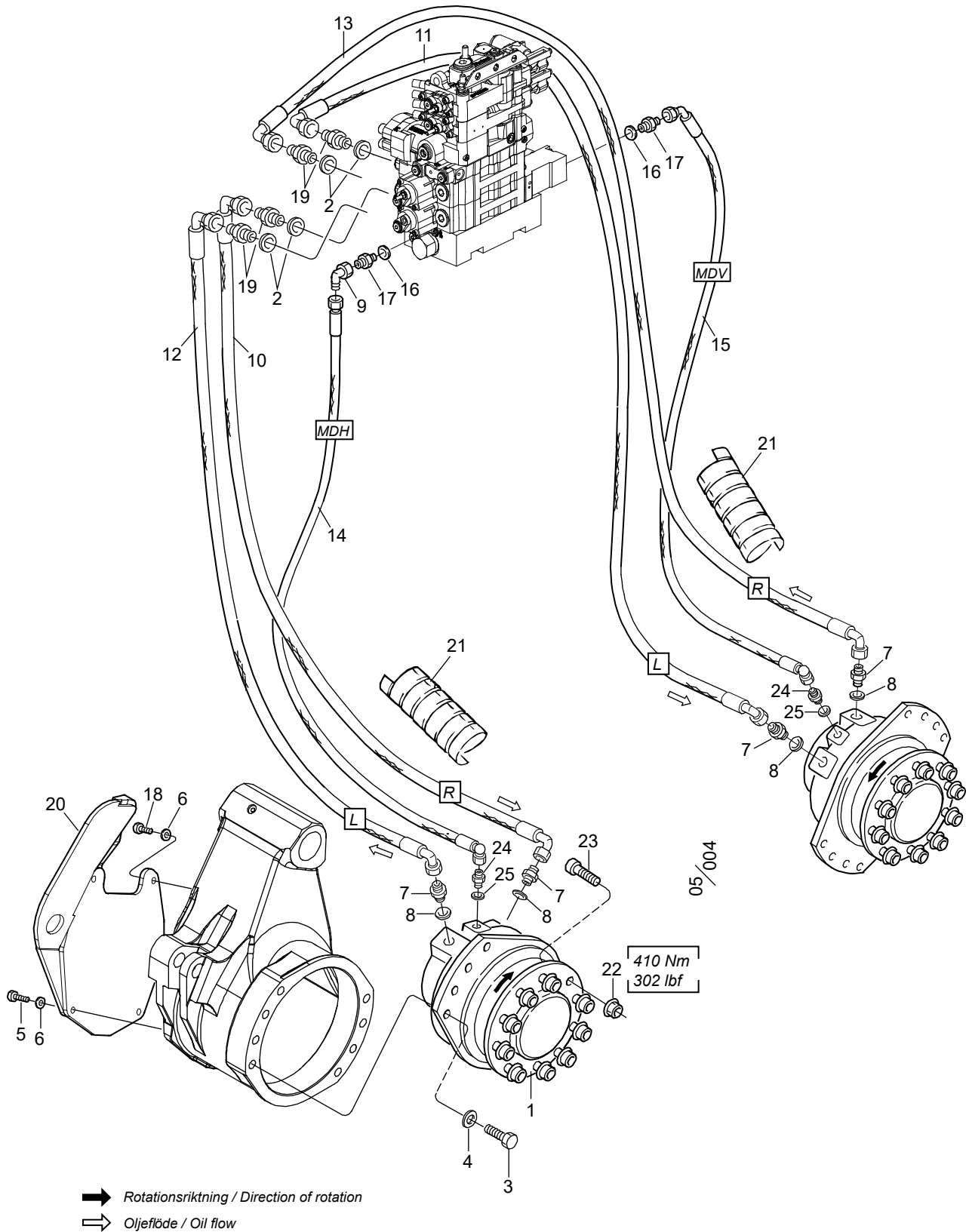


05/017

Log Max 7000Twin - MS11 Armar

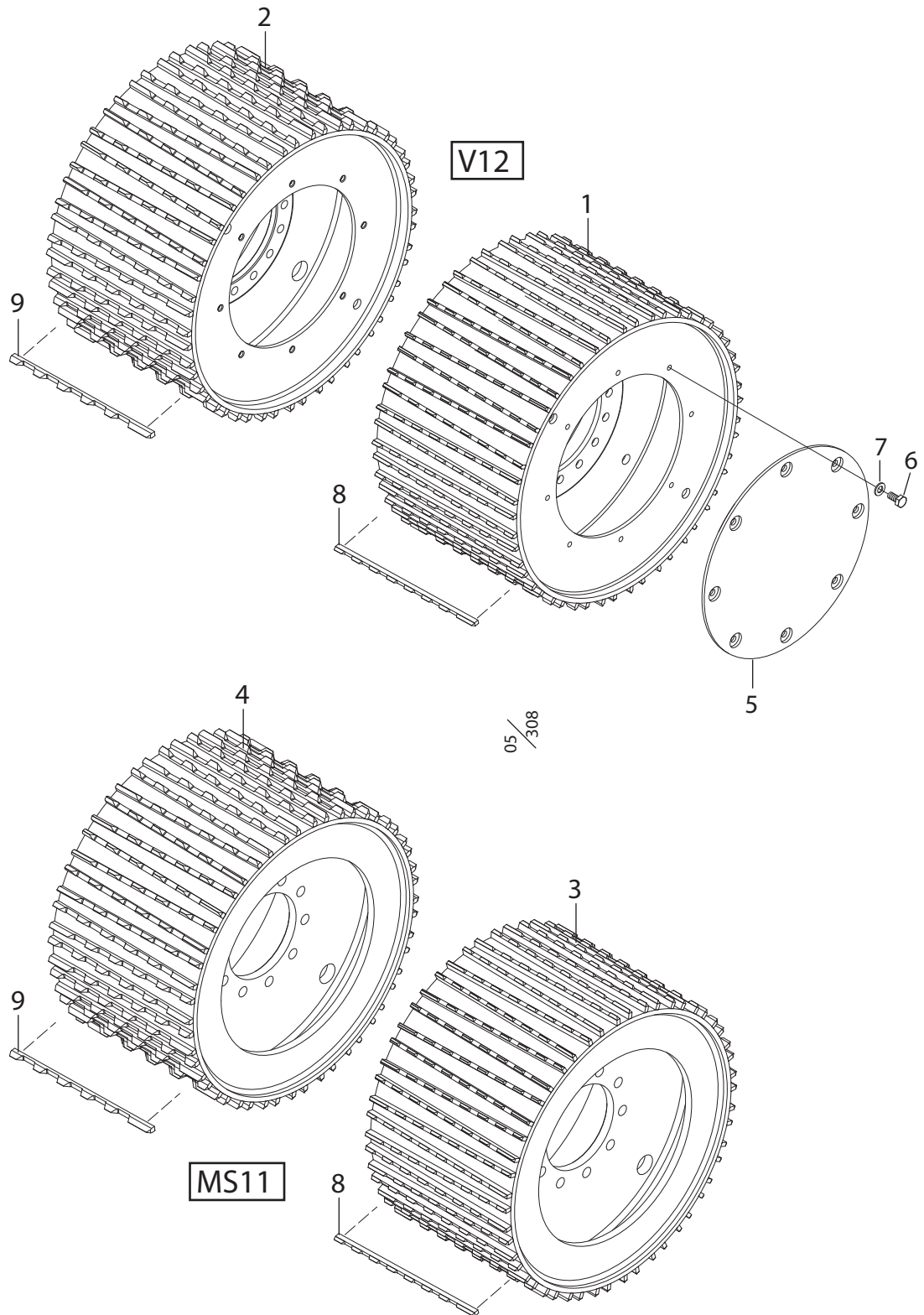
Structure				
Pos.	Part no.	Quantity	Description	Specification
34	610140	1	Accumulator	0.5 L – 0 bar Empty / Oladdad
	610141	1	Accumulator	0.5 L – 85 bar Loaded / Laddad
35	601103	2	Bonded seal	1/2"
36	014377	2	Rubber damper	
37	500022	8	Screw	M6S 6x14 8.8 FZB
38	503065	8	Washer	M6 Nordlock Wide / Stor
40	013729	2	Pin	Ø32 L=90 mm
41	507063	Req / Erf	Shim	63x98x0.25
	507011	Req / Erf	Shim	63x98x0.5
	507012	Req / Erf	Shim	63x98x1.0

3. Feeding unit



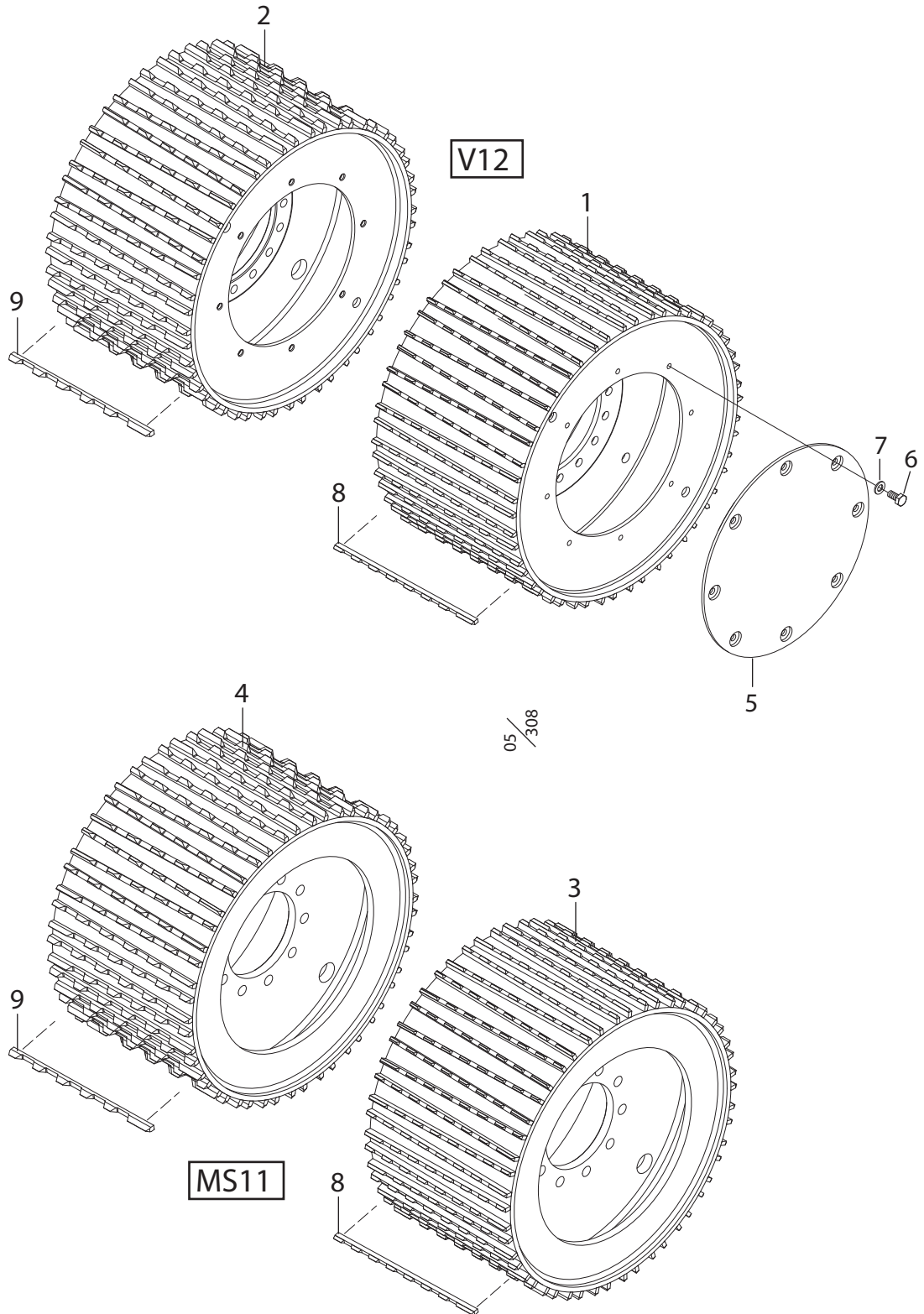
Feed roller motors

Structure 005660-H, 005660-V, 039701				
Pos.	Part no.	Quantity	Description	Specification
1	609095	2	Feed roller motor compl.	1147 cc
2	601104	4	Bonded seal	3/4"
3	500153	16	Screw	M6S M22x50 8.8 FZB
4	503071	16	Washer	M22 Nordlock
5	500092	4	Screw	M6S M12x35 8.8 FZB
6	503060	8	Washer	M12 Nordlock
7	601368	4	Adapter	R 3/4" -> SAE 1 1/16"
8	543067	4	O-ring	23.47x2.95
9	602027	1	Elbow	R 3/8" UF – IF
10	646960	1	Hydraulic hose	
11	646962	1	Hydraulic hose	
12	646961	1	Hydraulic hose	
13	646963	1	Hydraulic hose	
14	646954	1	Hydraulic hose	
15	646955	1	Hydraulic hose	
16	601102	2	Bonded seal	3/8"
17	601032	2	Adapter	R 3/8" – R 3/8"
18	500090	4	Screw	M6S M12x25 8.8 FZB
19	016443	4	Adapter	G 3/4" – 3/4"
20	016266	1	Protection	Left / Vänster
	016267	1	Protection	Right / Höger
21	615051	2	Hose cover	2" L=700 mm
22	635144	20	Wheel nut	
23	635142	20	Wheel stud	
24	601362	2	Adapter	R 1/2" -> SAEO 1 1/16"
25	543066	2	O-ring	13.36x2.21



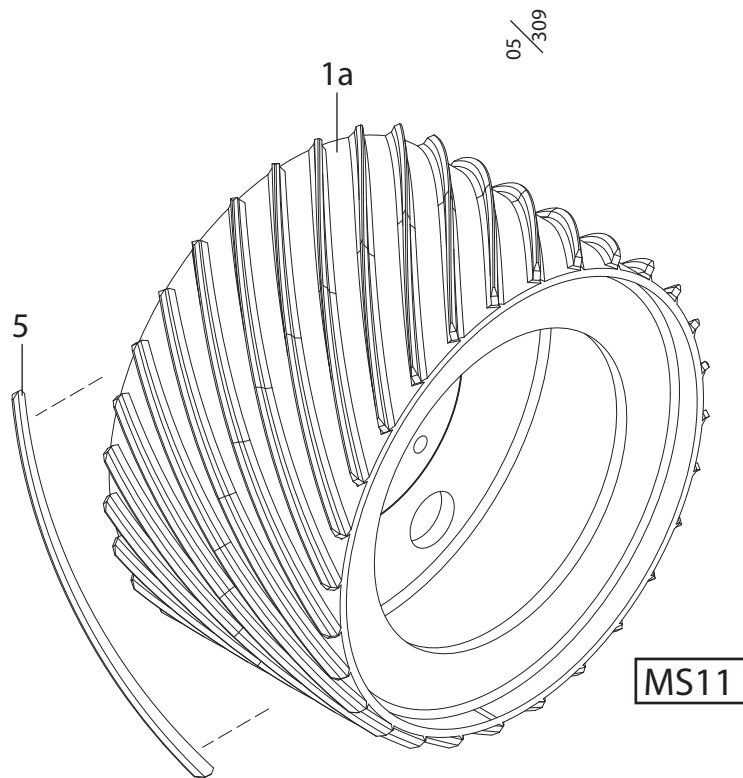
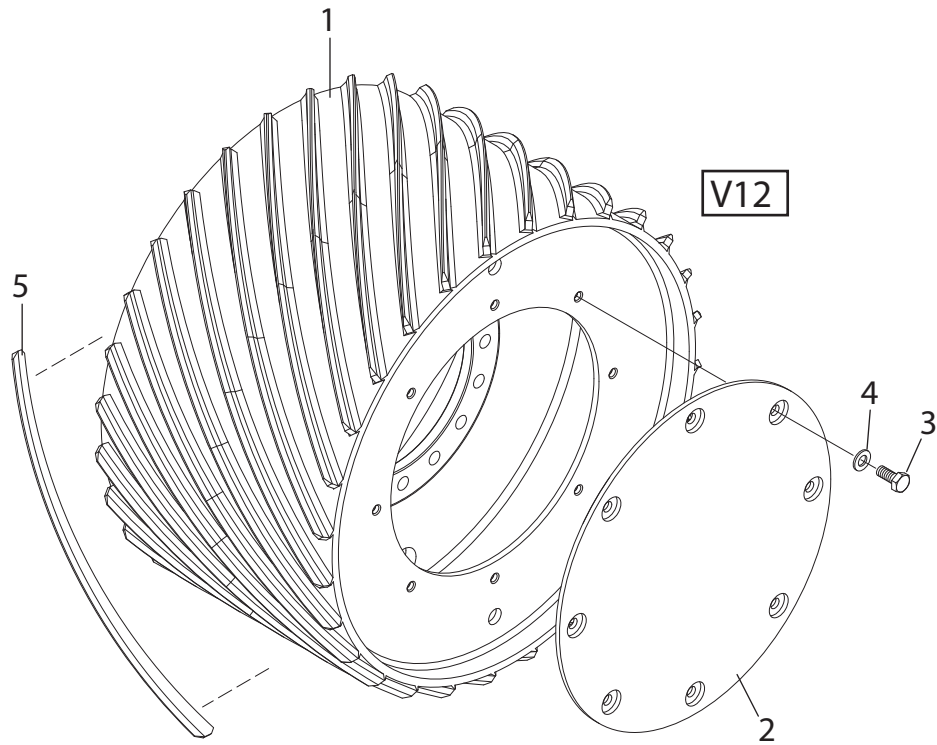
Feed rollers V12

Structure 033713, 033764				
Pos.	Part no.	Quantity	Description	Specification
1	034094	1	Feed roller	"S"
2	034095	1	Feed roller	"E"
5	015778	1	Cap	Only / Endast Bonfiglioli
6	500090	8	Screw	M6S M12x25 8.8 FZB
7	503060	8	Washer	M12 Nordlock
8	016640	Req / Erf	Bar	"S"
9	016732	Req / Erf	Bar	"E"



Feed rollers MS11

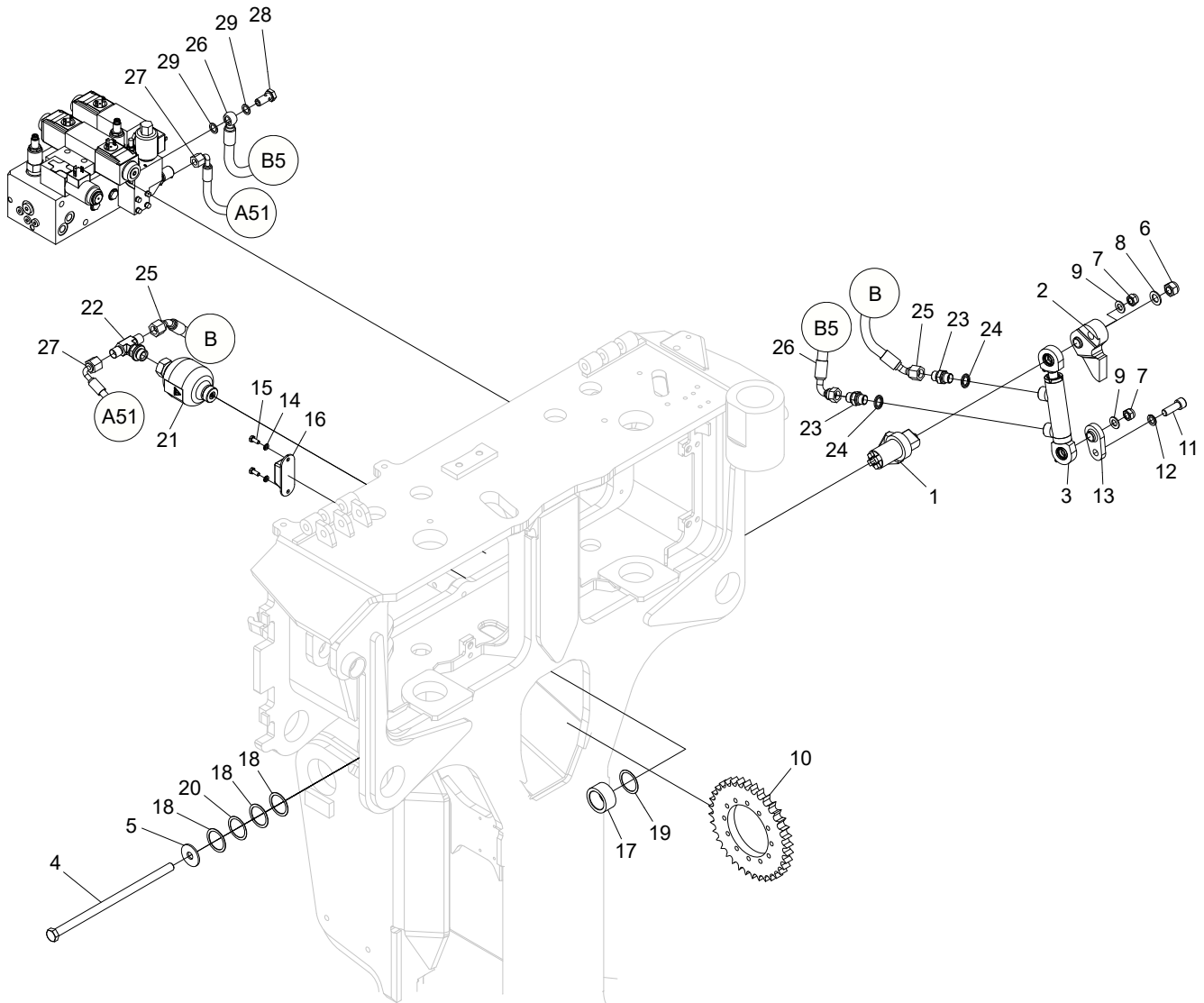
Structure 033714, 033763				
Pos.	Part no.	Quantity	Description	Specification
3	034093	1	Feed roller	"S"
4	034096	1	Feed roller	"E"
8	016640	Req / Erf	Bar	"S"
9	016732	Req / Erf	Bar	"E"



Feed rollers eucalyptus 45°

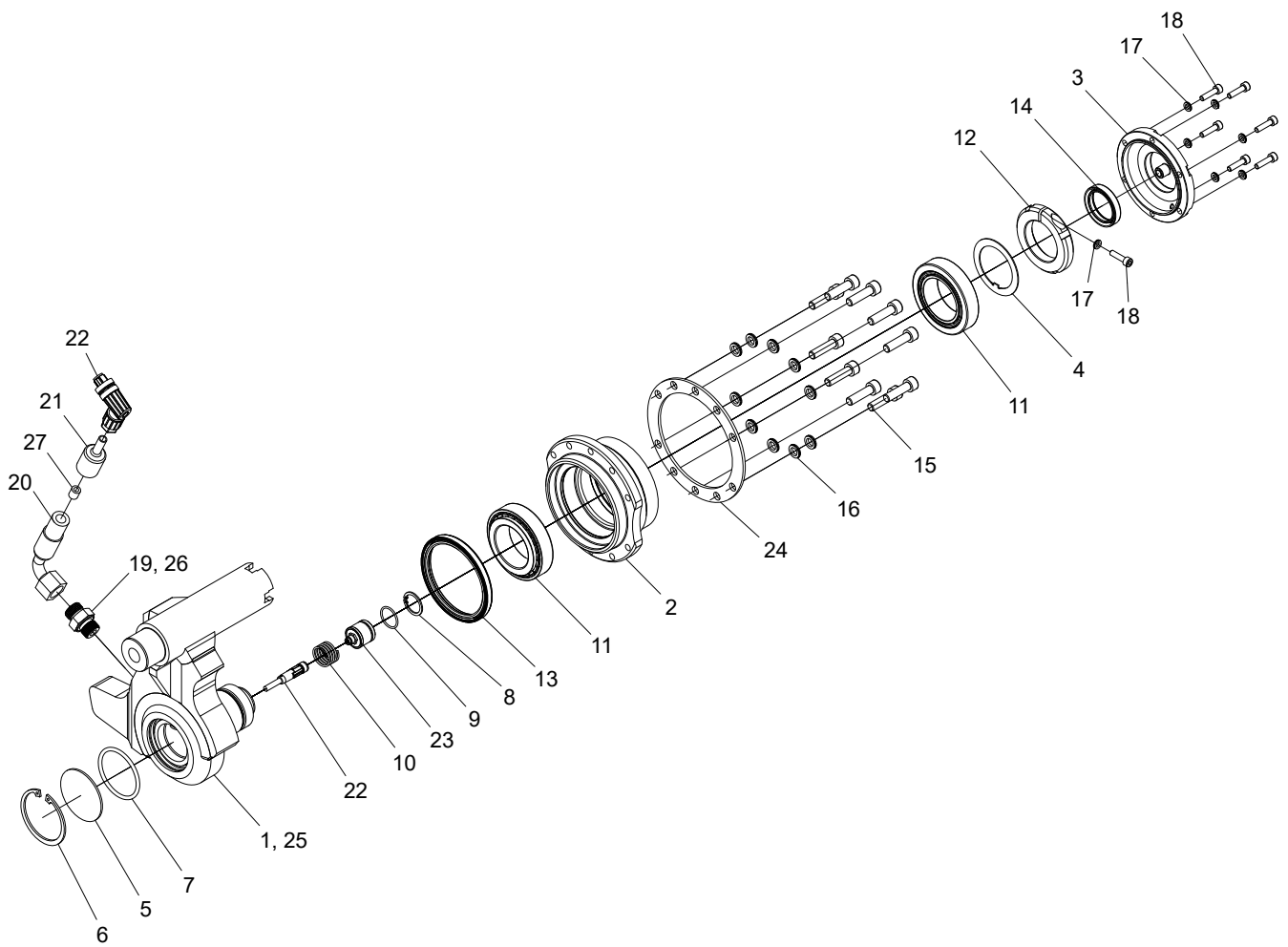
Structure 033734				
Pos.	Part no.	Quantity	Description	Specification
1	039045	1	Feed roller	For / För V12
1a	016731	1	Feed roller	For / För MS11
2	015778	1	Cap	For / För Bonfiglioli
3	500090	8	Screw	M6S M12x25 8.8 FZB
4	503060	8	Washer	M12 Nordlock
5	015938	Req / Erf	Bar	

4. Measuring



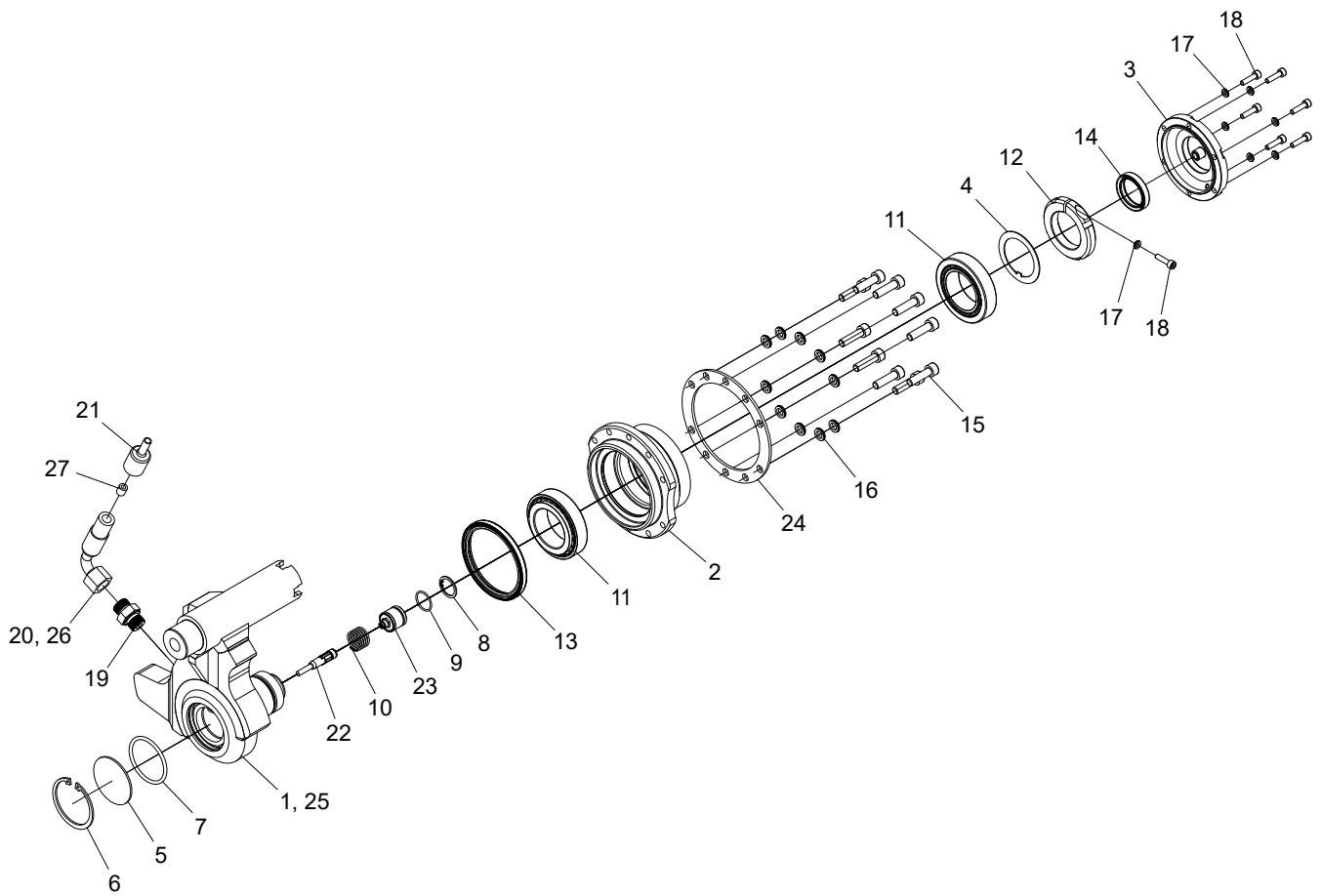
Lenght measuring, assembly

Structure 10002489				
Pos.	Part no.	Quantity	Description	Specification
1	10002088	1	Carrier	
2	10002087	1	Bracket	
3	10000459	1	Hydraulic cylinder	
4	505101	1	Screw	M14x290 10.9
5	503020	1	Washer	14x42x3,0 FZB
6	502076	1	Nut	M14
7	502056	2	Nut	M12
8	503012	1	Washer	15x26x2
9	503009	2	Washer	12x22x2 FZB
10	017378	1	Wheel rim	
11	501110	1	Screw	M12x35 12.9
12	503060	1	Washer	NL12
13	10002083	1	Bracket	
14	503065	2	Washer	NL6
15	500022	2	Screw	M6x14 8.8 FZB
16	012845	1	Rubber damper	
17	012181	1	Spacer	
18	507001	3	Shim	36X45X1.0
19	507002	1	Shim	36X45X0.5
20	507003	1	Shim	36X45X0.3
21	610113	1	Accumulator	
22	601024	1	Adapter	
23	601032	2	Adapter	BSP -06
24	601102	2	Bonded seal	3/8"
25	646996	1	Hydraulic hose	
26	646997	1	Hydraulic hose	
27	646995	1	Hydraulic hose	
28	601068	1	Banjo screw	1/4"
29	601200	2	Copper seal	13X19X1,5



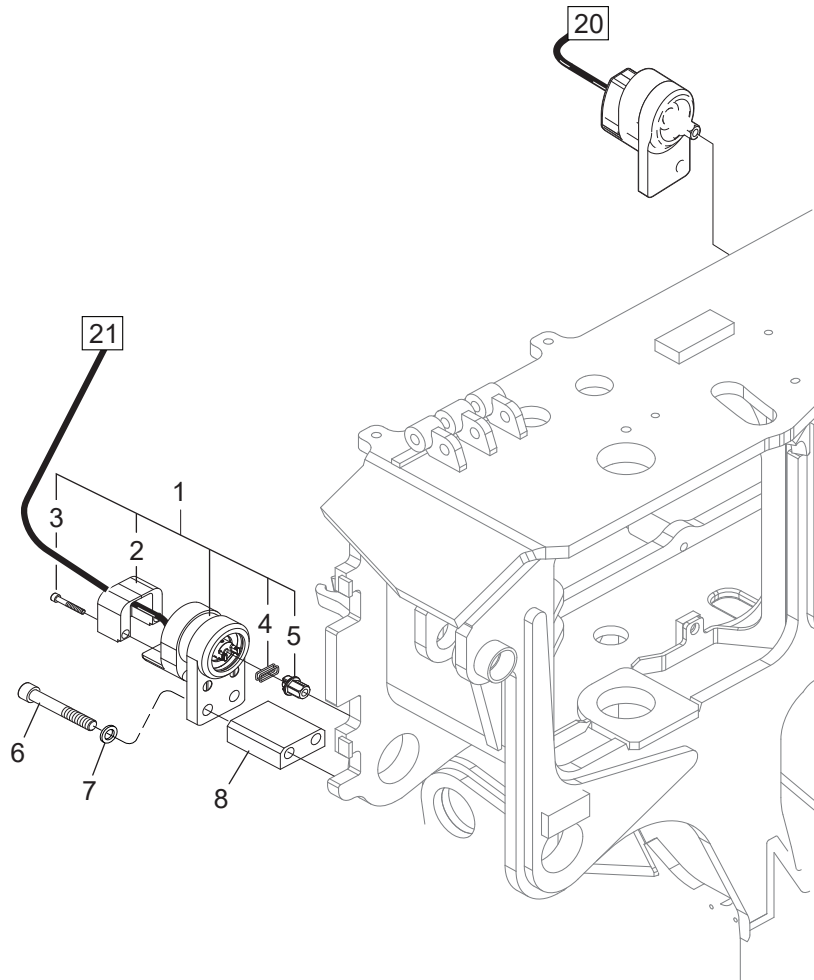
Measuring wheel arm, LM510, Dasa Forester

Structure 10002492				
Pos.	Part no.	Quantity	Description	Specification
1	10002092	1	Measuring wheel arm	
2	10000098	1	Cap	
3	018798	1	Cover	
4	018897	1	Spacer	
5	018876	1	Cap	
6	517249	1	Circlip	SGH 56
7	543076	1	O-ring	48x3,5
8	517215	1	Circlip	SGH 23
9	540014	1	O-ring	17,1x1,6
10	526041	1	Spring	1,6x20x33,2
11	508021	2	Roller bearing	45x75x20
12	10000299	1	Threaded ring	
13	3266800	1	Seal ring	75x90x8
14	546008	1	Seal ring	31x42x8
15	501071	10	Screw	M8x30 12.9
16	503055	10	Washer	NL8
17	503066	7	Washer	NL5
18	501029	7	Screw	M5x20 12.9
19	601754	1	Adapter	BSP 3/8"-11/16" ORFS
20	646975	1	Hose	
21	015113	1	Seal	
22	674110	1	Cable	
23	401382	1	Sensor	
24	10000099	1	Spacer	
25	522111		Grease	
26			Glue	270
27	615021		Hose	



Measuring wheel arm, Interface

Structure 10002493				
Pos.	Part no.	Quantity	Description	Specification
1	10002092	1	Measuring wheel arm	
2	10000098	1	Hub	
3	018798	1	Cap	
4	018897	1	Spacer	
5	018876	1	Cap	
6	517249	1	Circlip	SGH 56
7	543076	1	O-ring	48x3,5
8	517215	1	Circlip	SGH 23
9	540014	1	O-ring	17,1x1,6
10	526041	1	Spring	1,6x20x33,2
11	508021	2	Roller bearing	45x75x20
12	10000299	1	Threaded ring	
13	3266800	1	Seal ring	75x90x8
14	546008	1	Seal ring	31x42x8
15	501071	10	Screw	M8x30 12.9
16	503055	10	Washer	NL8
17	503066	7	Washer	NL5
18	501029	7	Screw	MC6S M5x20 12.9
19	601754	1	Adapter	BSP 3/8"-11/16" ORFS
20	646975	1	Hose	
21	015113	1	Seal	
22	674111	1	Cable	
23	401383	1	Sensor	
24	10000099	1	Spacer	
25	522111		Grease	
26			Glue	270
27	615021		Hose	



08/015

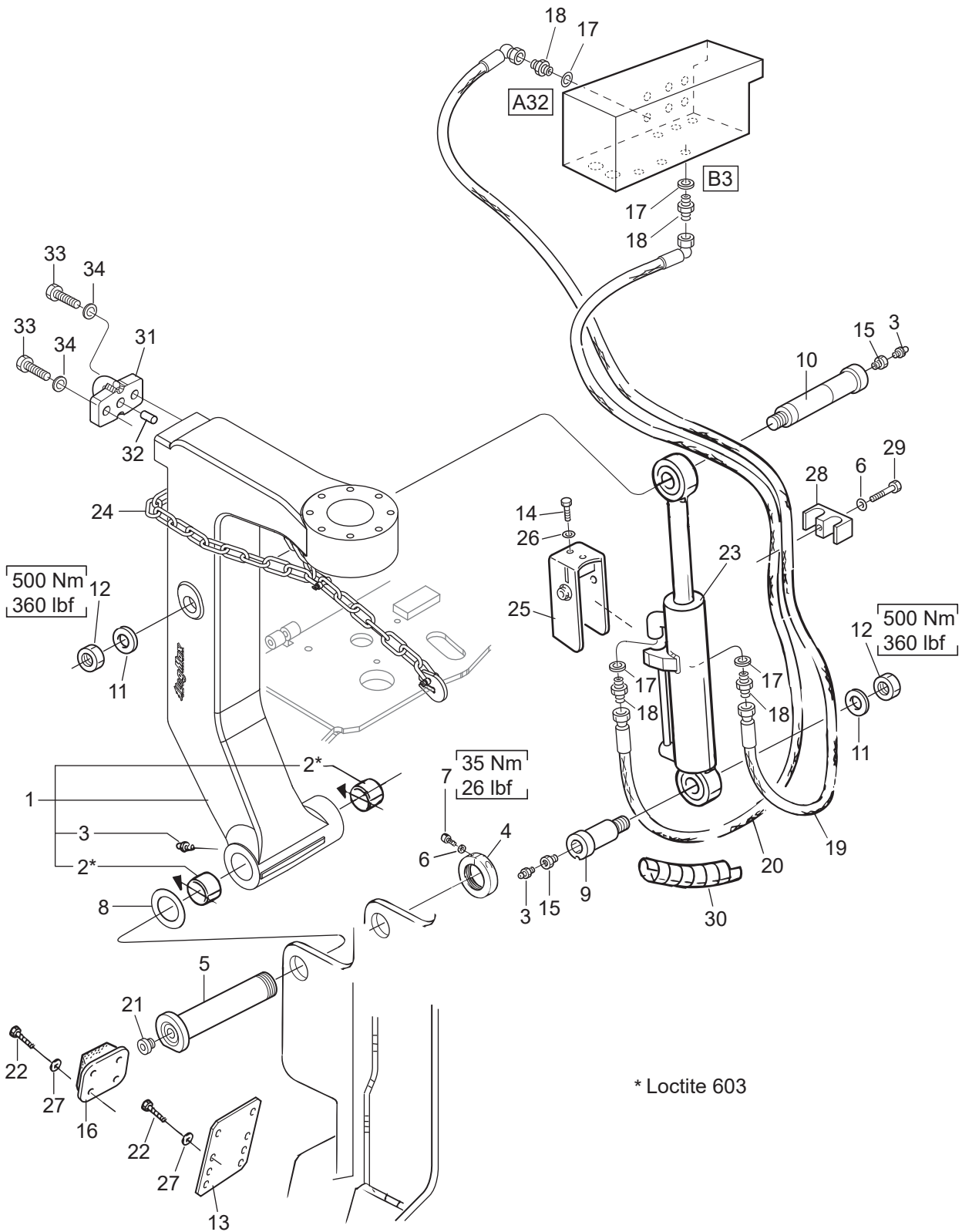
Log Max 7000C/Twin/XT - Diameter measuring

Diameter measuring

Structure 006190				
Pos.	Part no.	Quantity	Description	Specification
1	401267	2	Shaft compl.	With encoder / Med pulsgivare 600 ppr
2	401226	2	Cover	Left – right kit / Vänster – höger kit
3	501034	4	Screw	MC6S M5x35
4	540039	4	O-ring	10.82x1.78
5	017634	2	Hexagon plug	
6	501119	4	Screw	MC6S M12x100 12.9
7	503060	4	Washer	M12 Nordlock
8	016166	4	Spacer	

5. Felling unit

5. Felling unit

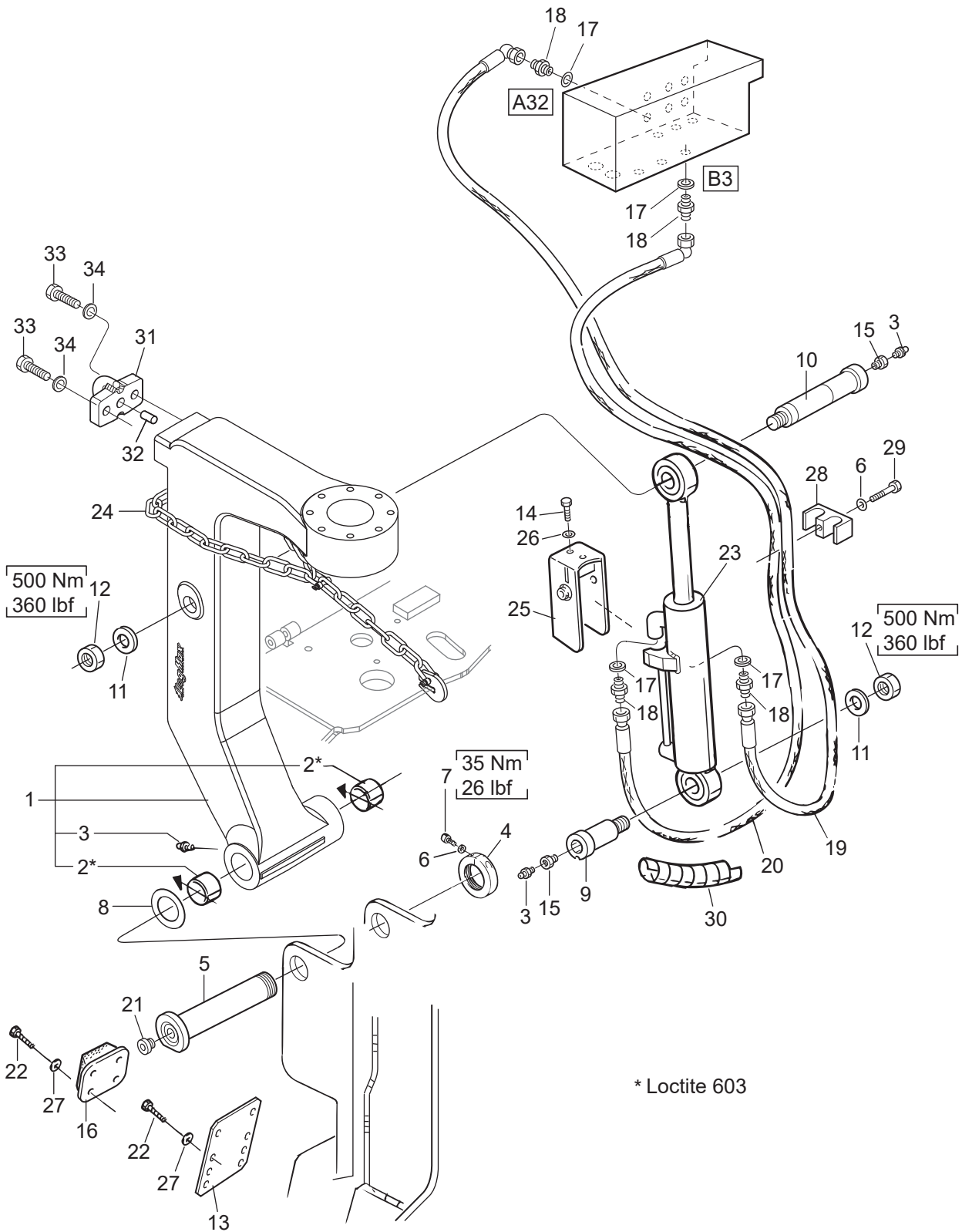


04 / 003

Log Max 6000Twin/7000Twin

Felling link

Structure 006605				
Pos.	Part no.	Quantity	Description	Specification
1	049001	1	Felling link	
2	512030	2	Bushing	70x60
3	625000	3	Grease nipple	KR 1/8" R
4	016070	1	Threaded ring	M60
5	016068	1	Pin	Ø70 L=374 mm
6	503055	2	Washer	M8 Nordlock
7	501070	1	Screw	MC6S M8x25 12.9
8	507011	Req / Erf	Shim	63x98x0.5
	507012	Req / Erf	Shim	63x98x1.0
	507063	Req / Erf	Shim	63x98x0.25
9	015711	1	Pin	Ø52 L=159 mm
10	015710	1	Pin	Ø52 L=296 mm
11	010342	2	Washer	
12	502062	2	Nut	M24 Locking Low / Låg
13	013649	1	Protection	
14	500068	2	Screw	M6S M10x25 8.8 FZB
15	602030	2	Adapter	BSP – 02 / BSPT – 06 IF / UF
16	014377	2	Rubber damper	84x65 mm
17	601102	4	Bonded seal	3/8"
18	601032	4	Adapter	BSP – 06
19	646917	1	Hydraulic hose	
20	646918	1	Hydraulic hose	
21	601003	1	Hex plug	1/2" R
22	500022	12	Screw	M6S M6x14 8.8 FZB
23	018989	1	Hydraulic cylinder	
24	523099	1	Safety chain	
25	015709	1	Protection	
26	503057	2	Washer	M10 Nordlock
27	503065	12	Washer	M6 Nordlock
28	016878	1	Clamp	3/8" Ø16mm
29	501074	1	Screw	MC6S M8x45 12.9
30	615050	1	Hose cover	Ø1" L= 650 mm
31	016227	1	Chain holder	

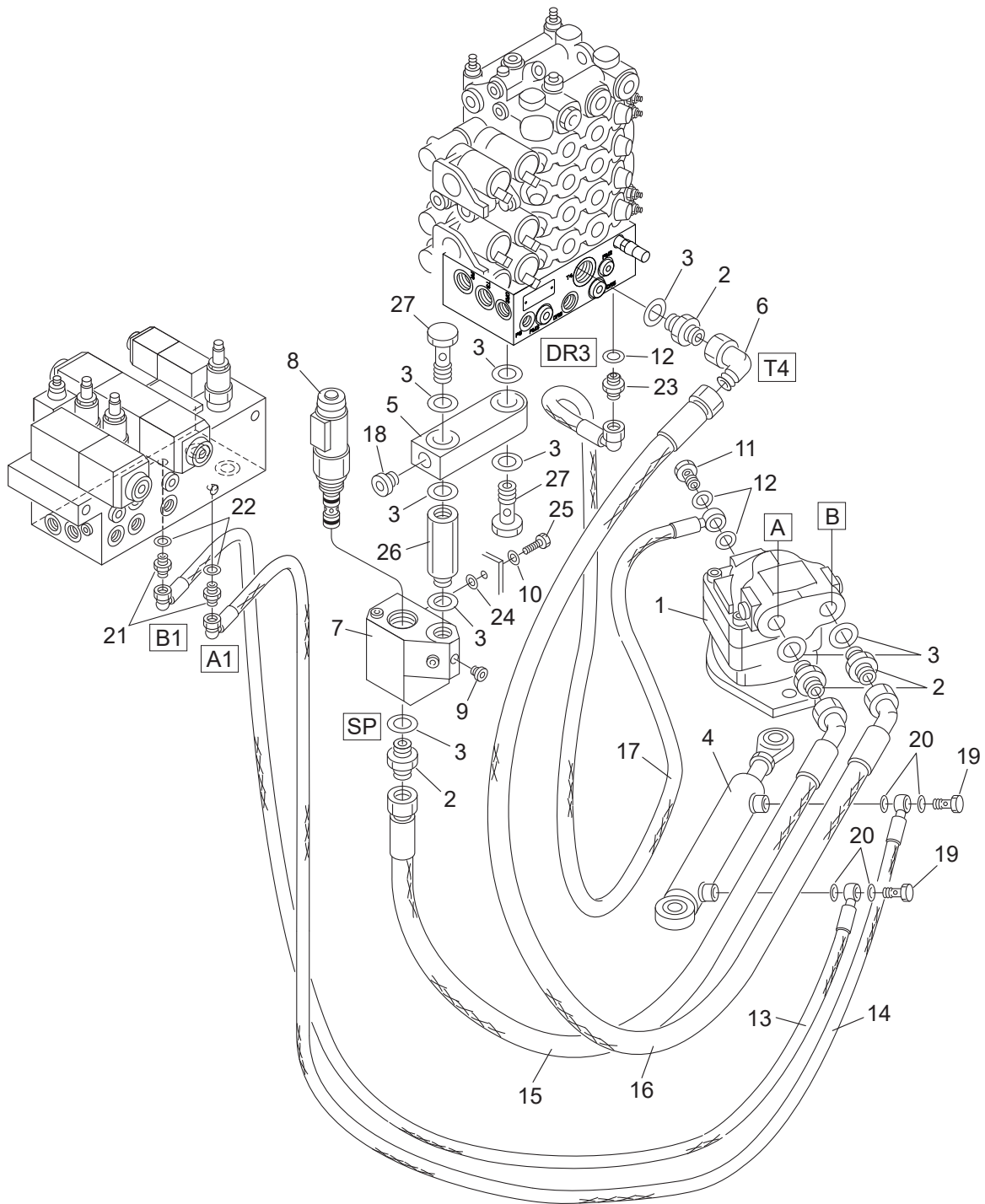


04 / 003

Log Max 6000Twin/7000Twin

Structure				
Pos.	Part no.	Quantity	Description	Specification
32	515030	1	Pin	Ø25x45
33	505058	2	Screw	M6S M24x70 10.9 H.G.
34	503072	2	Washer	M24 Nordlock

6. Saw unit

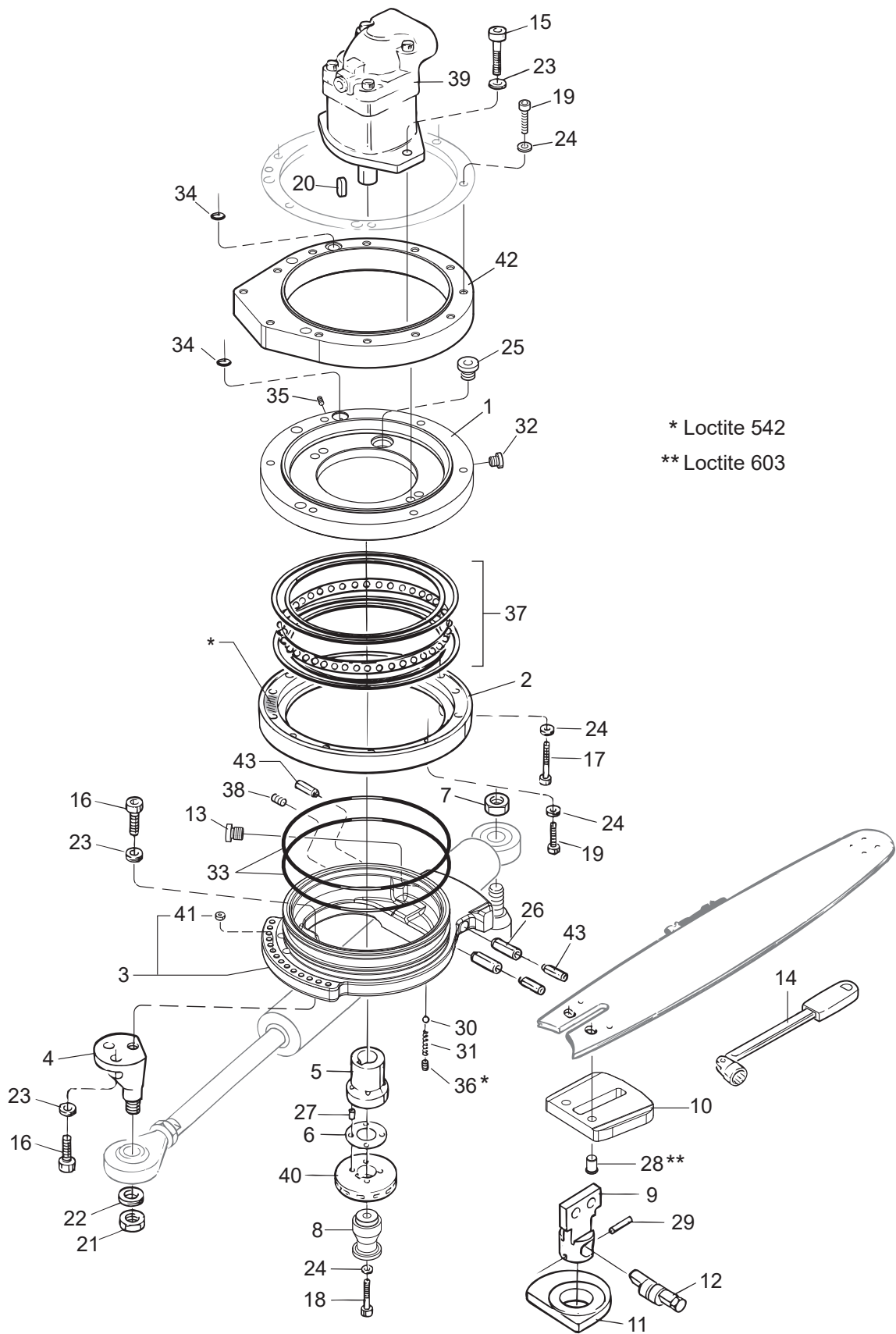


06/
031

Log Max 7000 Twin

Saw hydraulic #2

Structure 006612-2, 006621-2, 006622-2				
Pos.	Part no.	Quantity	Description	Specification
1	609119	1	Saw motor	F11-19
2	601040	4	Adapter	R 3/4" UF – R 3/4" UF
3	601104	9	Bonded seal	3/4"
4	015669	1	Hydraulic cylinder	Ø40/25 – 106
5	017386	1	Banjo link	G 3/4"
6	602028	1	Elbow	R 3/4" UF – IF 90
7	016726	1	Manifold	
8	10000803	1	Saw valve	
	620355	1	Seal kit	
	613057	1	Solenoid	24 V
9	601001	1	Hex plug	1/4" R
10	503075	1	Washer	M10 Nordlock Wide / Stor
11	601061	1	Banjo screw	R 3/8"
12	601102	3	Bonded seal	3/8"
13	646942	1	Hydraulic hose	
14	646943	1	Hydraulic hose	
15	646911	1	Hydraulic hose	
16	646400	1	Hydraulic hose	
17	646912	1	Hydraulic hose	
18	601003	1	Hex plug	1/2" R
19	601060	2	Banjo screw	R 1/4"
20	601200	4	Copper seal	13x19x1.5
21	601029	2	Adapter	R 1/4" UF – R 3/8" UF
22	601101	2	Bonded seal	1/4"
23	601032	1	Adapter	R 3/8" – R 3/8"
24	014117-5	1	Spacer	Ø22/12 – 5
25	500071	1	Screw	M6S M10x40 8.8 FZB
26	017385	2	Coupling	IF 3/4" – UF 3/4" x 56
27	601067	2	Banjo screw	R 3/4"

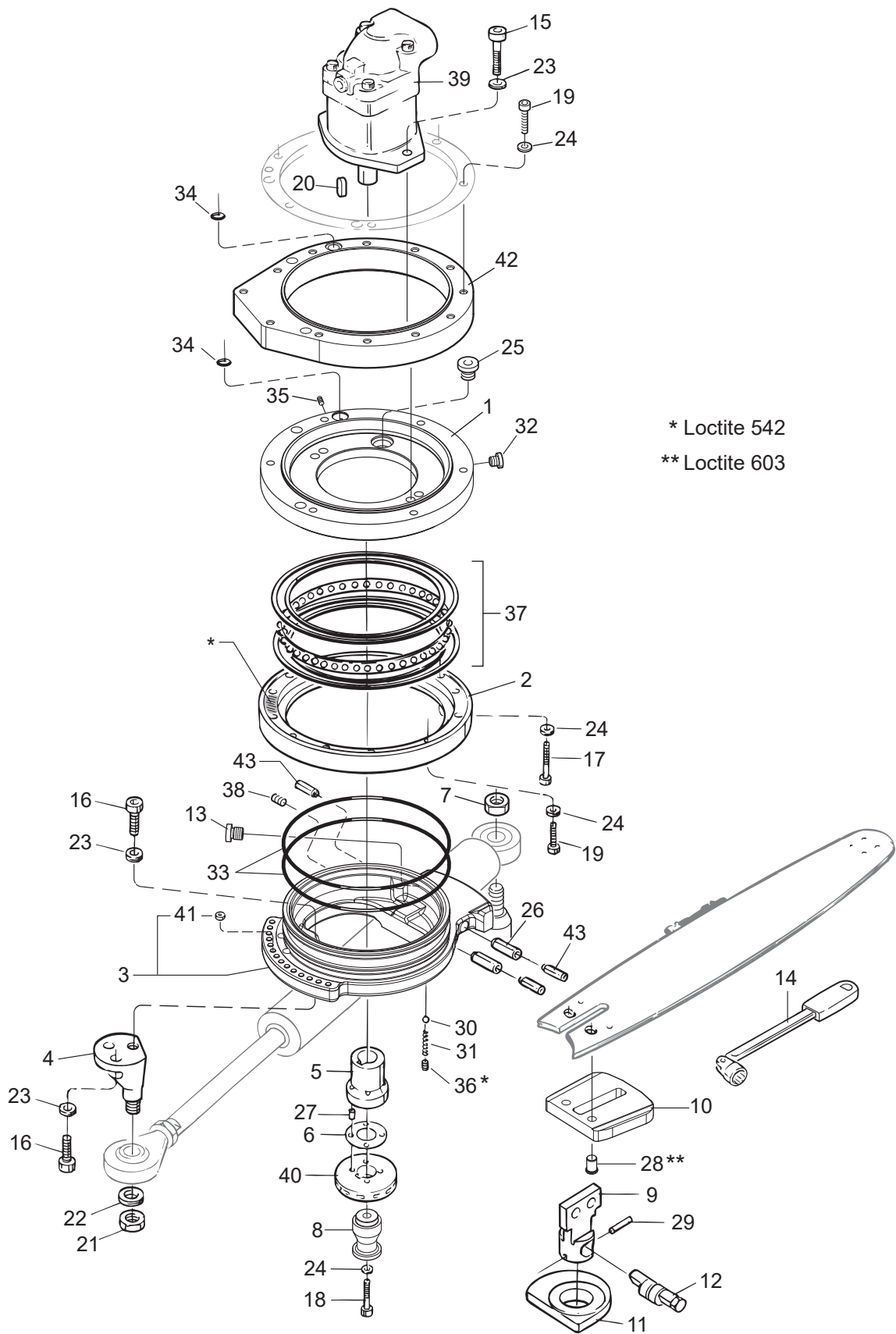


06 / 053

Log Max Säg 98XL

Saw unit 98XL

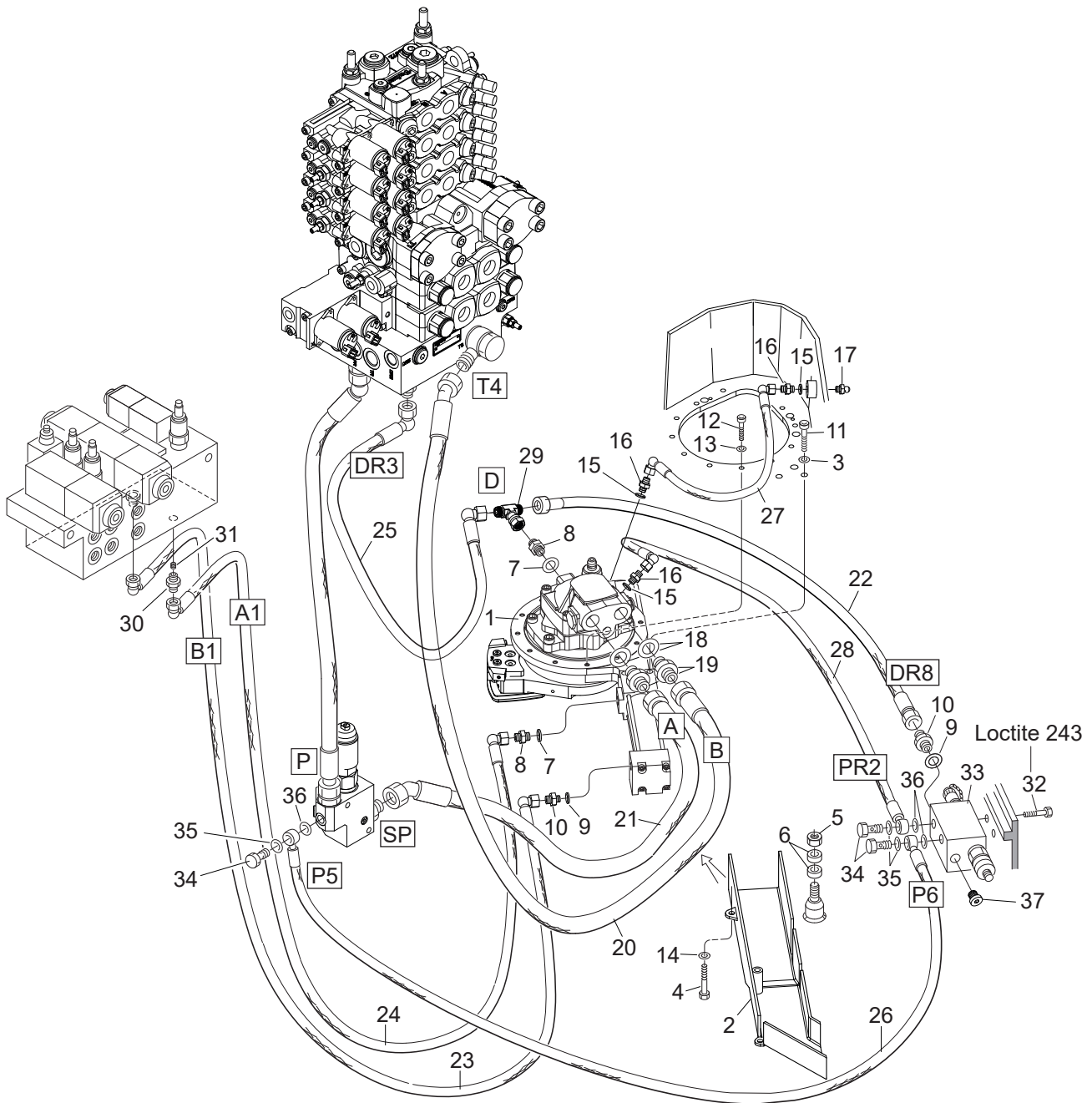
Structure 006612, 039750				
Pos.	Part no.	Quantity	Description	Specification
1	013172	1	Bracket	F11 – 19
2	012514	1	Cap	
3	014570	1	Saw bar bracket	
4	012335	1	Pin	
5	012334	1	Sprocket carrier	F11 – 19
6	549210	Req / Erf	Shim	25 – 0.5 mm
	549211	Req / Erf	Shim	25 – 1.0 mm
7	502705	1	Nut	M16 Locking 12.9
8	012614	1	Chain catcher	F11 – 19
9	013684	1	Pin	
10	016936	1	Thrust plate	"J"
11	015256	1	Excenter	"J"
	017118	1	Excenter	"K"
12	012519	1	Lock shaft	
13	601001	1	Hex plug	R 1/4"
14	522261	1	Wrench	16 mm
15	501110	2	Screw	MC6S M12x35 12.9
16	501108	3	Screw	MC6S M12x25 12.9
17	501076	6	Screw	MC6S M8x55 12.9
18	501075	1	Screw	MC6S M8x50 12.9
19	501071	18	Screw	MC6S M8x30 12.9
20	554027	1	Key	F11 – 19
21	502706	1	Nut	M16 Low / Låg
22	503063	1	Washer	M16 Nordlock
23	503060	5	Washer	M12 Nordlock
24	503055	25	Washer	M8 Nordlock
25	602090	1	Plug	M22x1.5
26	515022	2	Cylinder pin	Ø 12x36
27	515010	4	Cylinder pin	Ø 6x20
28	016774	2	Cylinder pin	Ø 10
29	515013	1	Tension pin	6x32 FRP
30	511003	1	Steel ball	
31	526014	1	Spring	



06 / 053

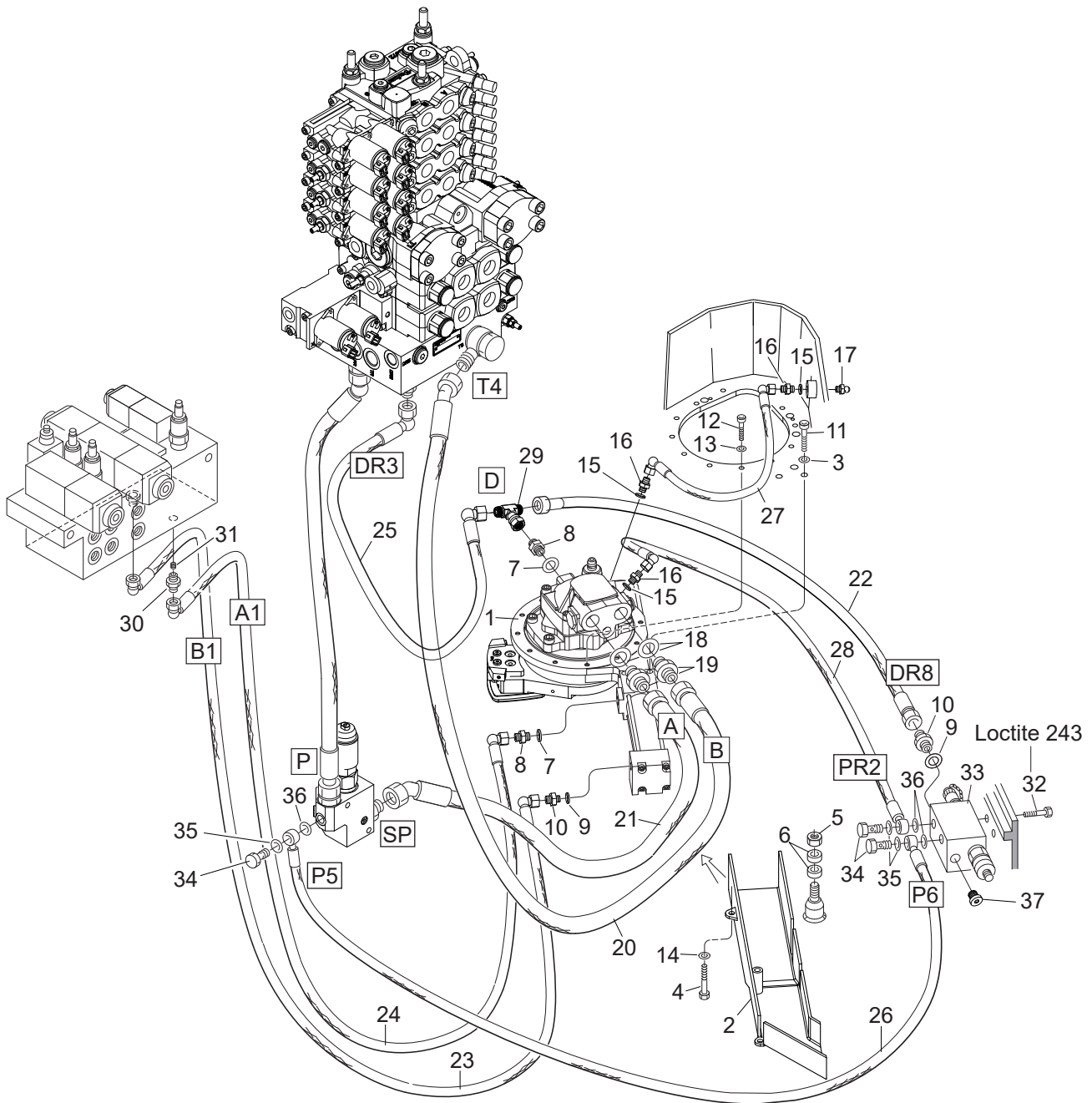
Log Max Säg 98XL

Structure				
Pos.	Part no.	Quantity	Description	Specification
32	602106	1	Plug	R 1/8" Conical / Konisk
33	543038	2	O-ring	Ø 180.0x3.0
34	540070	2	O-ring	Ø 13.3x2.4
35	513026	1	Screw	SK6SS 5x10
36	613017	1	Orifice	M6 – 2.5 mm
37	508100	1	Bearing unit	
38	513040	1	Screw	P6SS M6x6
39	609119	1	Saw motor	F11 – 19
	554232	1	Seal kit	F11 – 19
40	549103	1	Sprocket	F11 – 19/12
41	514051	14	Magnet	
42	016522	1	Adapter plate	
43	515017	3	Cylinder pin	13x12 FRP

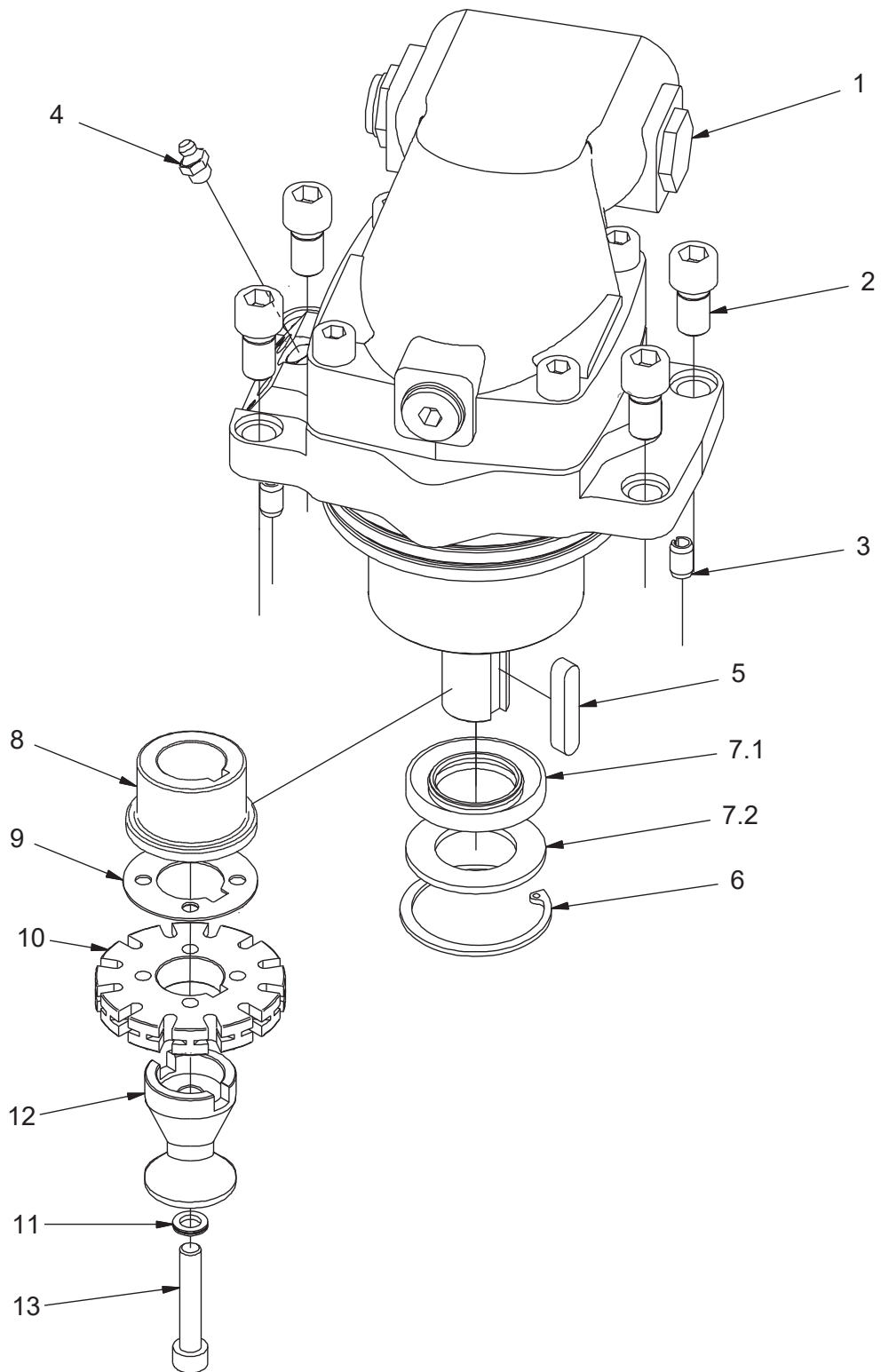


Saw unit, SC100S, 19cc

Structure 039710-3				
Pos.	Part no.	Quantity	Description	Specification
1	609109	1	Supercut cmpl.	19cc
2	016464	1	Hose protection	
3	503057	8	Washer	NL10
4	500042	4	Screw	M8x16 8.8 FZB
5	502705	1	Nut	M16 FZB
6	016536	1	Spacer	
7	601102	2	Bonded seal	3/8"
8	601032	3	Adapter	3/8"
9	601101	2	Bonded seal	1/4"
10	601029	2	Adapter	1/4"- 3/8"
11	501092	2	Screw	M10x40 12.9
12	501071	12	Screw	M8x30 12.9
13	503055	12	Washer	NL8
14	503074	4	Washer	NL8 sp
15	601100	3	Bonded seal	1/8"
16	601025	3	Adapter	1/8"
17	625000	1	Grease nipple	1/8"
18	601104	2	Bonded seal	3/4"
19	601040	2	Adapter	3/4"
20	646910	1	Hydraulic hose	
21	646911	1	Hydraulic hose	
22	646404	1	Hydraulic hose	
23	646985	1	Hydraulic hose	
24	646984	1	Hydraulic hose	
25	646403	1	Hydraulic hose	
26	646982	1	Hydraulic hose	
27	646987	1	Hydraulic hose	
28	646983	1	Hydraulic hose	
29	601016	1	Adapter	3/8"
30	620314	1	Restrictor	M6x1,5 1/4" - 3/8"
31	613016	1	Orifice	M6x1,5
32	501087	2	Screw	M10x20 12.9
33	016228	1	Manifold	

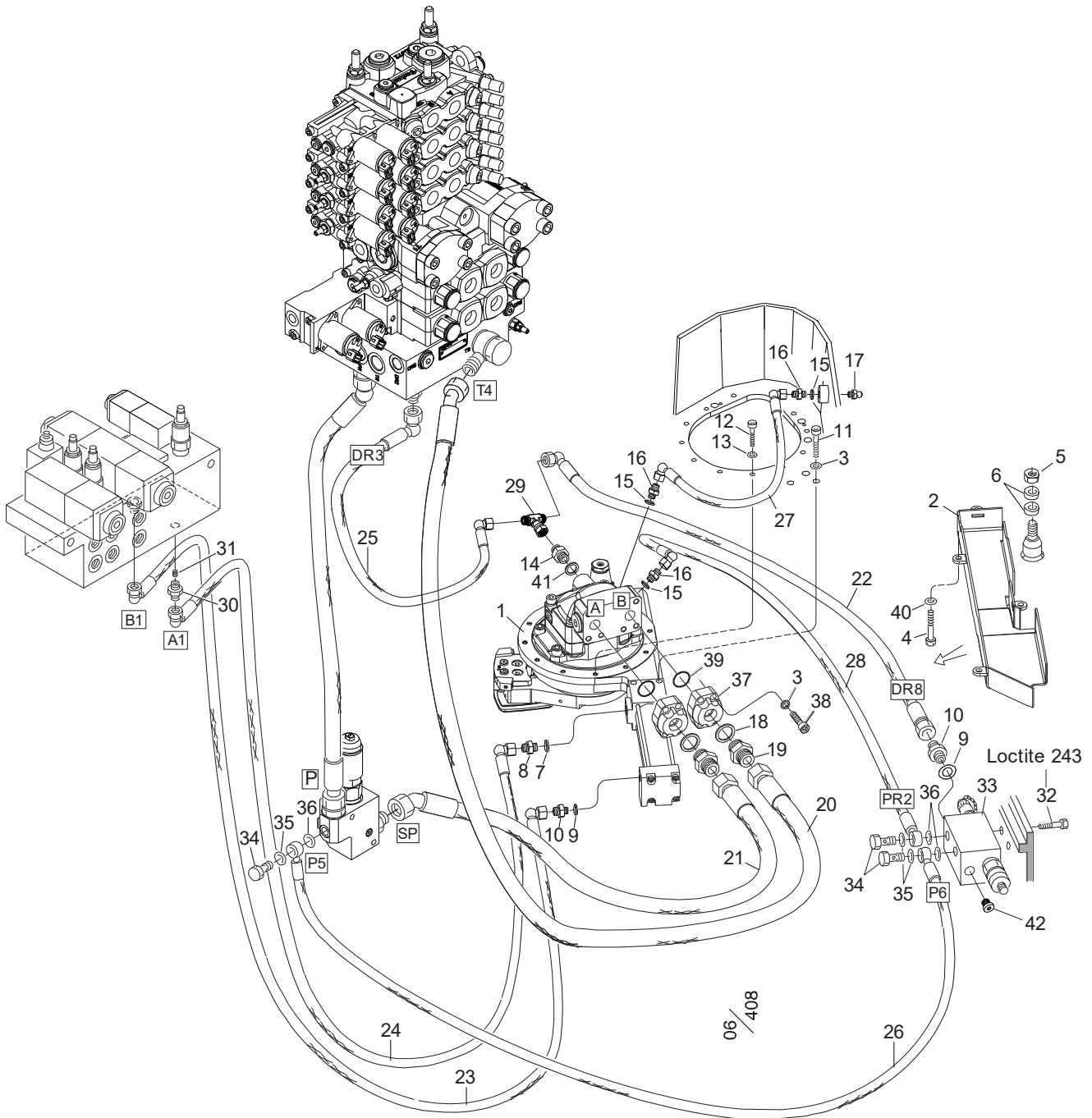


Structure				
Pos.	Part no.	Quantity	Description	Specification
34	601068	3	Banjo screw	1/4"
35	601200	3	Copper seal	13x19x1,5
36	602114	3	Seal ring	1/4"
37	601001	1	Plug	1/4"



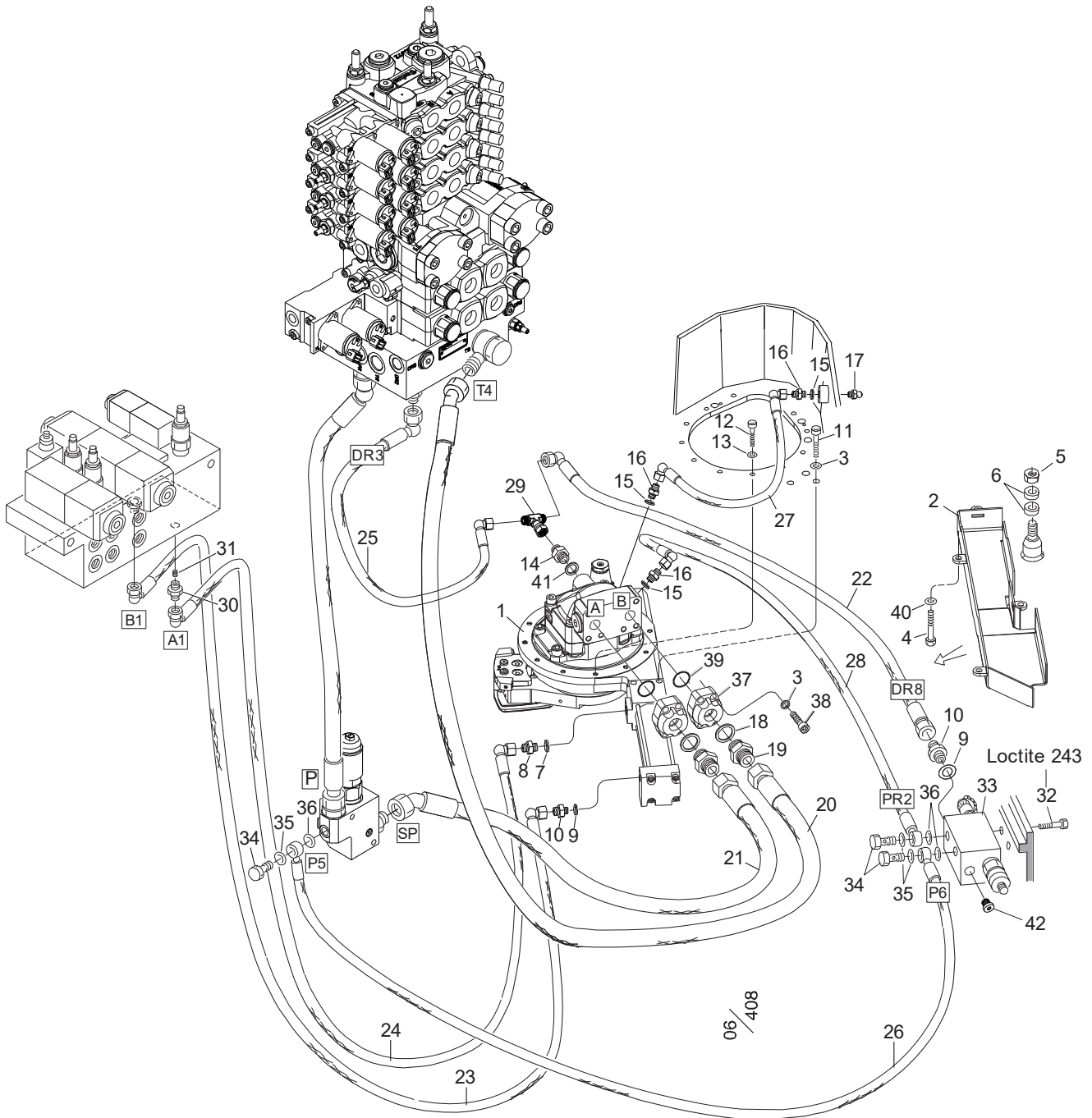
Hydraulic motor

Structure 554273				
Pos.	Part no.	Quantity	Description	Specification
1	609108	1	Hydraulic motor	F11-19
2	501131	4	Screw	M12x22 12.9
3	515029	2	Tension pin	8x14
4	625007	1	Grease nipple	M10x1
5	554077	1	Key	
6	517245	1	Circlip	SGH 52
7	554232	1	Seal kit	
7.1	554030	1	Seal	
7.2	554232	1	Spacer	
8	554156	1	Carrier	
9	549210	1	Shim	0,5 mm
9	549211	1	Shim	1 mm
10	549103	1	Sprocket	z=12
11	503055	1	Washer	NL8
12	554157	1	Chain catcher	
13	501075	1	Screw	M8x50 12.9

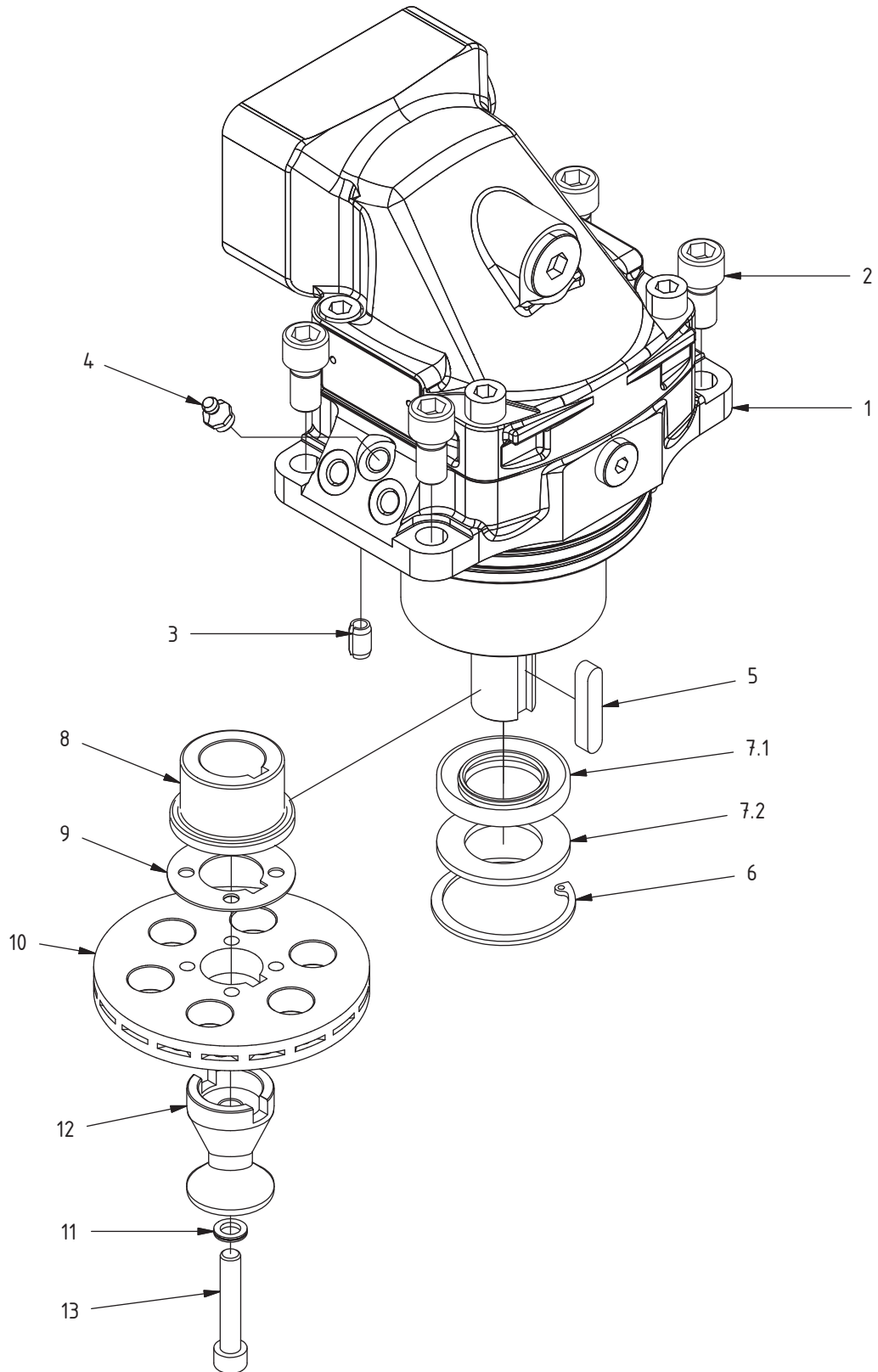


Saw unit, SC100S, 30cc

Structure 039711-3				
Pos.	Part no.	Quantity	Description	Specification
1	609110	1	Supercut cmpl.	30cc
2	016464	1	Hose protection	
3	503057	14	Washer	NL10
4	500042	4	Screw	M8x16 8.8 FZB
5	502705	1	Nut	M16 FZB
6	016536	1	Spacer	
7	601102	2	Bonded seal	3/8"
8	601032	1	Adapter	3/8"
9	601101	2	Bonded seal	1/4"
10	601029	2	Adapter	1/4" - 3/8"
11	501092	2	Screw	M10x40 12.9
12	501071	12	Screw	M8x30 12.9
13	503055	12	Washer	NL8
14	608003	1	Adapter	M18x3/8"
15	601100	3	Bonded seal	1/8"
16	601025	3	Adapter	1/8"
17	625000	1	Grease nipple	1/8"
18	601104	2	Bonded seal	3/4"
19	601040	2	Adapter	3/4"
20	646988	1	Hydraulic hose	
21	646989	1	Hydraulic hose	
22	646405	1	Hydraulic hose	
23	646985	1	Hydraulic hose	
24	646984	1	Hydraulic hose	
25	646403	1	Hydraulic hose	
26	646982	1	Hydraulic hose	
27	646987	1	Hydraulic hose	
28	646983	1	Hydraulic hose	
29	601016	1	Adapter	3/8"
30	620314	1	Restrictor	M6x1,5
31	613016	1	Orifice	M6x1,5
32	501087	2	Screw	M10x20 12.9
33	016228	1	Manifold	

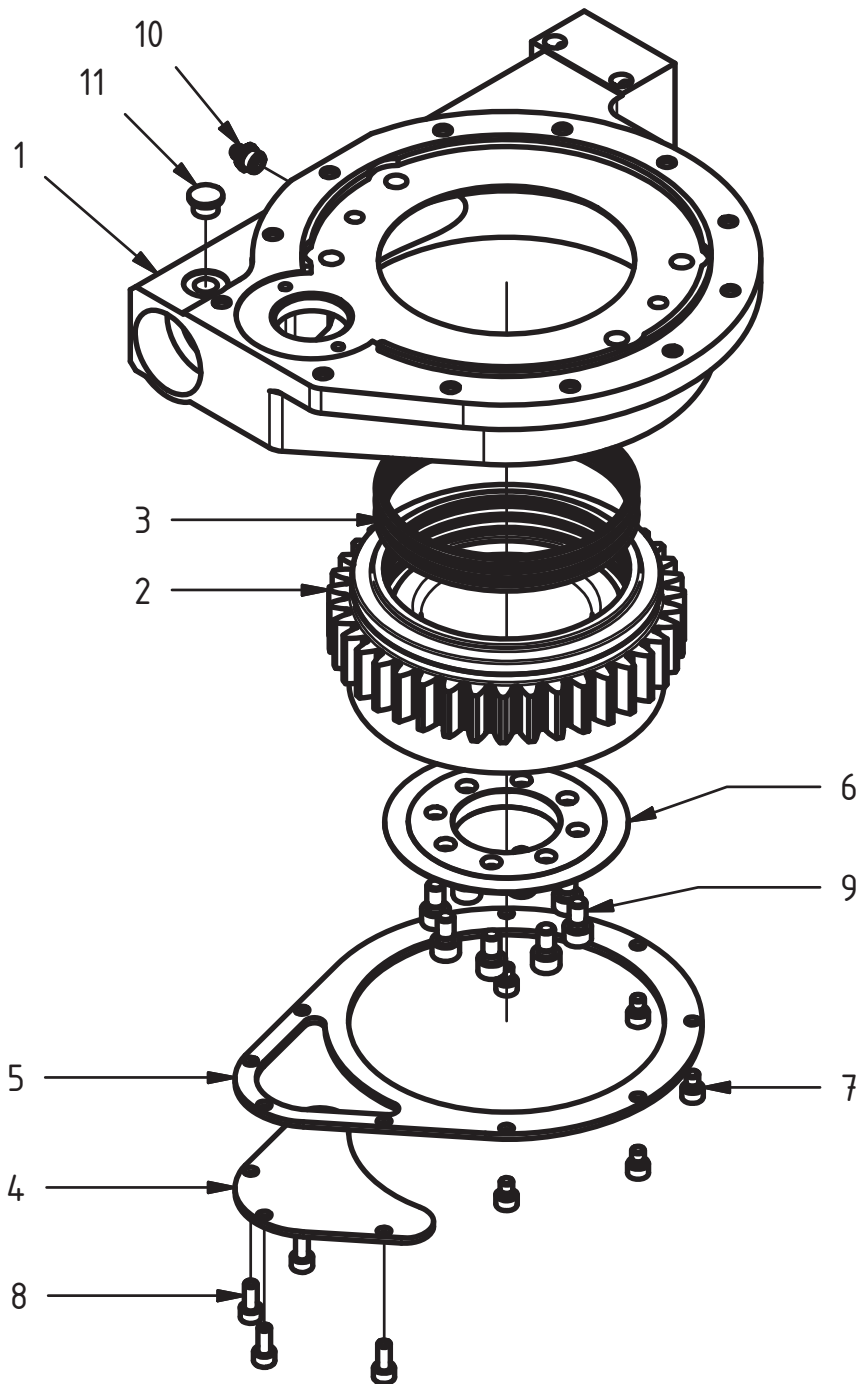


Structure				
Pos.	Part no.	Quantity	Description	Specification
34	601068	3	Banjo screw	1/4"
35	601200	3	Copper seal	13x19x1,5
36	602114	3	Seal ring	1/4"
37	601378	2	Flange	3/4"
38	501091	8	Screw	M10x35 12.9
39	543170	2	O-ring	3/4"
40	503074	4	Washer	NL8 sp
41	601110	1	Bonded seal	M18
42	601001	1	Plug	1/4"



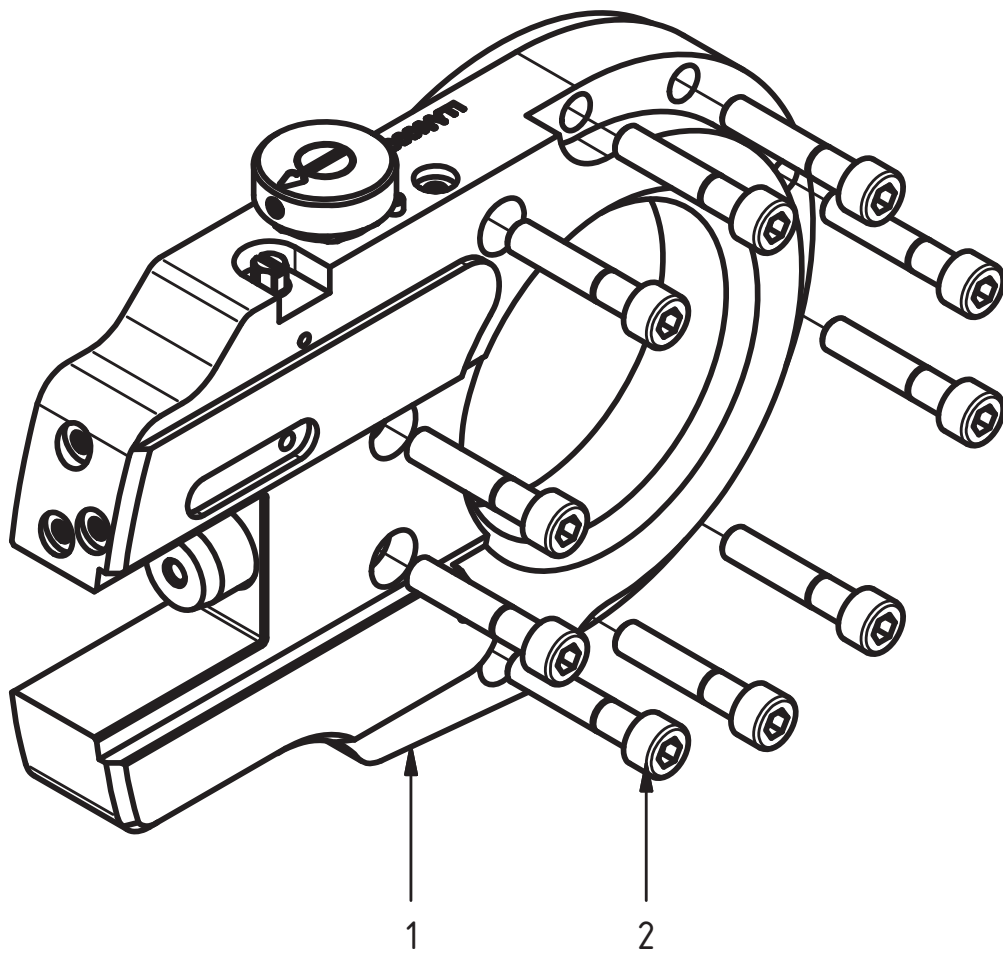
Hydraulic motor

Structure 554281				
Pos.	Part no.	Quantity	Description	Specification
1	609125	1	Hydraulic motor	F12-30
2	501131	4	Screw	M12x22 12.9
3	515029	2	Tension pin	8x14
4	625007	1	Grease nipple	M10x1
5	554077	1	Key	
6	517245	1	Circlip	SGH 52
7	554283	1	Seal kit	
7.1	554238	1	Seal	30x52x7
7.2	554278	1	Spacer	
8	554156	1	Carrier	
9	549210	1	Shim	0,5 mm
9	549211	1	Shim	1,0 mm
10	549122	1	Sprocket	z=18
11	503055	1	Washer	NL8
12	554157	1	Chain catcher	
13	501075	1	Screw	M8x50 12.9



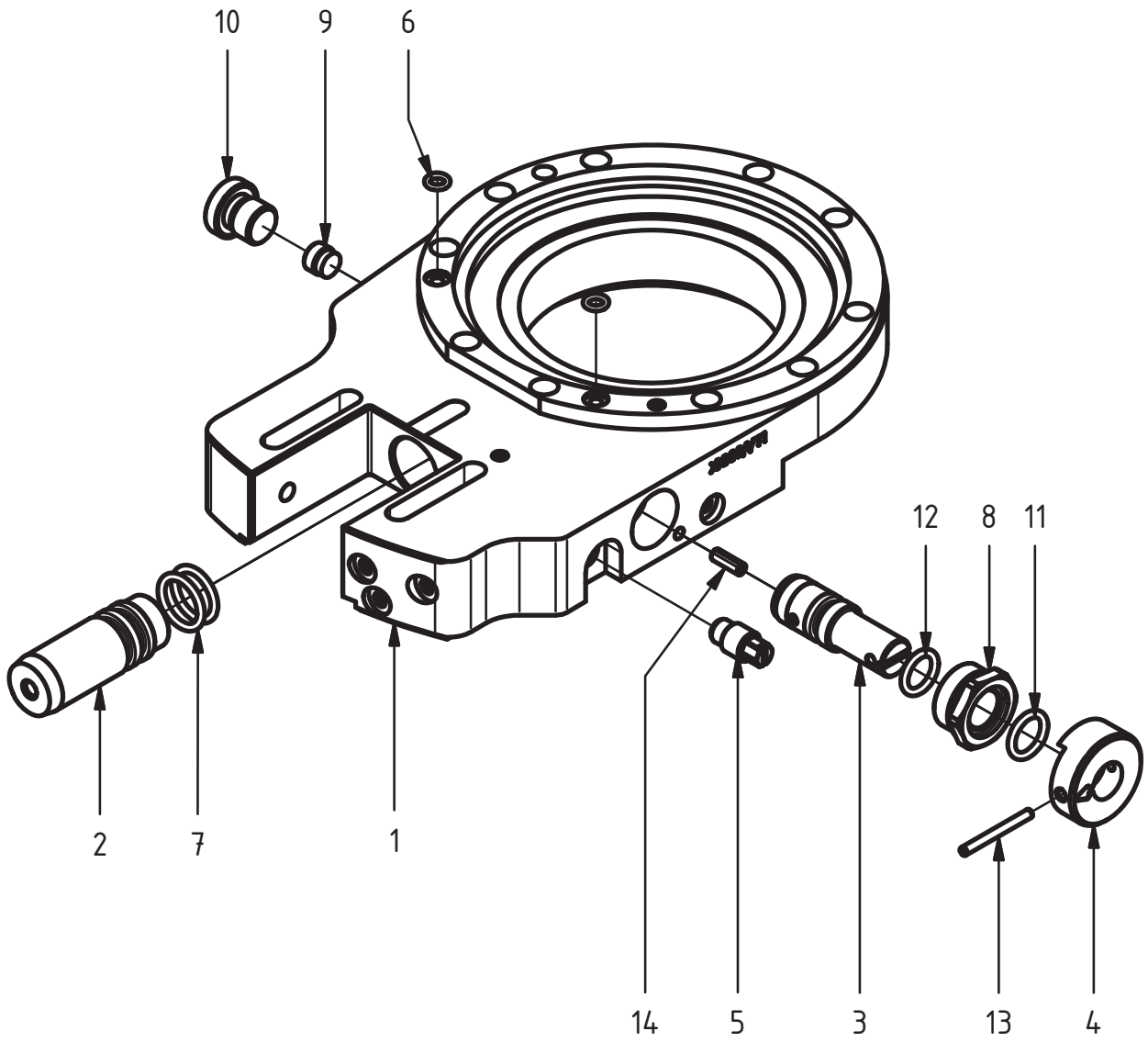
Bearing unit

Structure 10002145				
Pos.	Part no.	Quantity	Description	Specification
1	554151	1	Bearing unit	
2	554150	1	Bearing unit	
3	554111	1	Seal kit	
4	554153	1	Plate	
5	554152	1	Plate	
6	554149	1	Washer	
7	501041	5	Screw	M6x8 12.9
8	501044	4	Screw	M6x14 12.9
9	501066	8	Screw	M8x14 12.9
10	625007	1	Grease nipple	M10x1
11	554257	1	Plug	



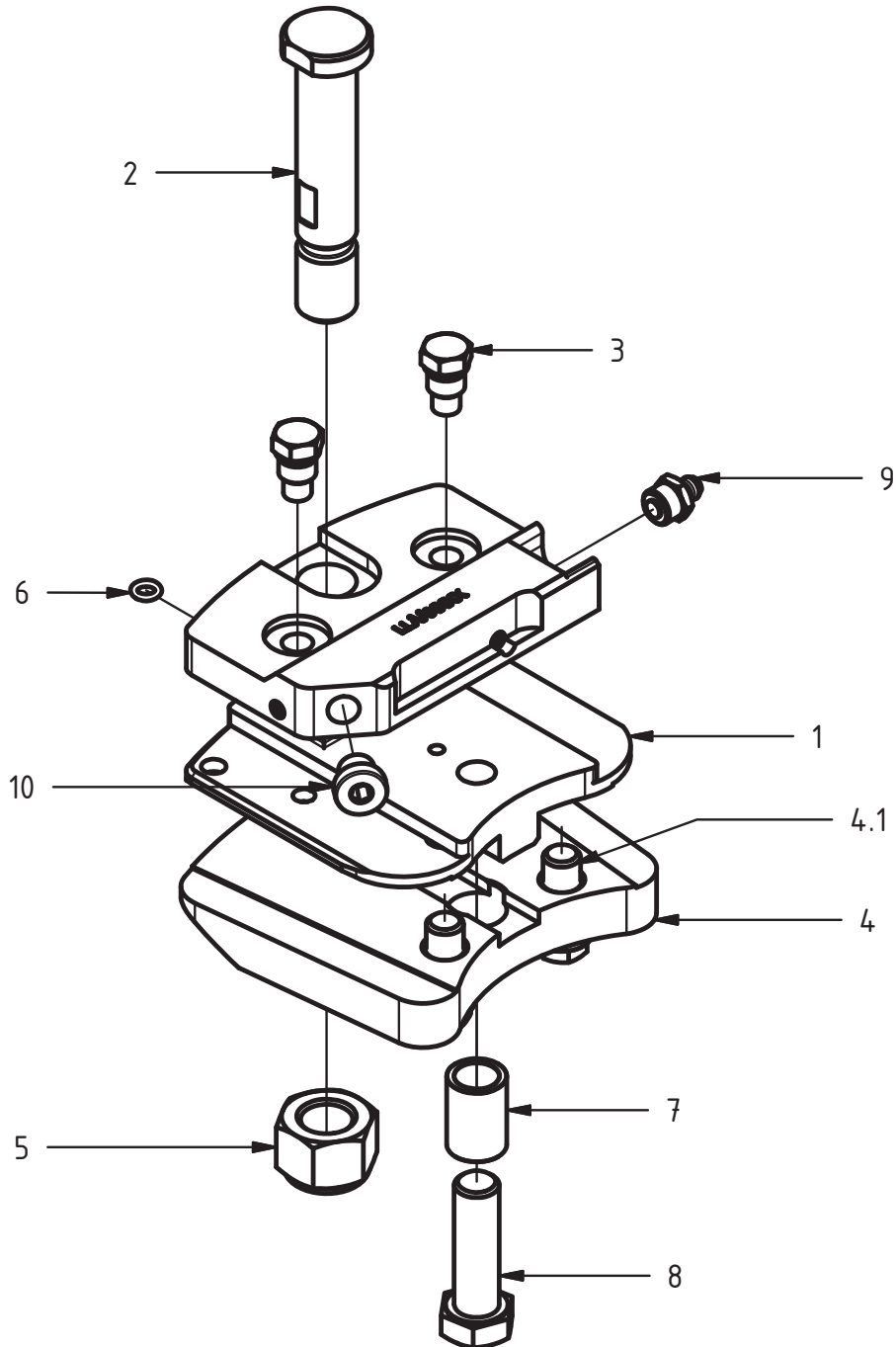
Saw bar bracket

Structure 10002146				
Pos.	Part no.	Quantity	Description	Specification
1	10002147	1	Saw bar bracket	
2	501073	10	Screw	M8x40 12.9



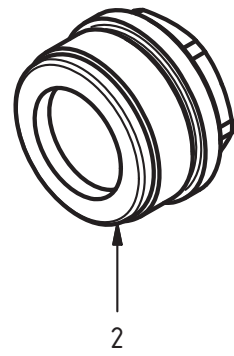
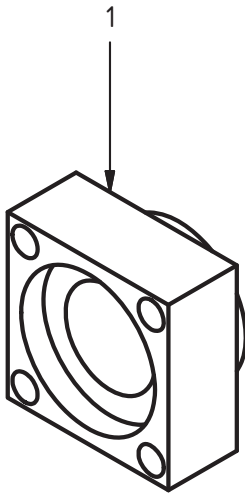
Saw bar bracket

Structure 10002147				
Pos.	Part no.	Quantity	Description	Specification
1	10002352	1	Saw bar bracket	
2	554403	1	Piston	
3	10002353	1	Valve	
4	10002354	1	Knob	
5	554115	1	Breather valve	
6	554122	2	O-ring	4,76x1,78
7	540072	2	O-ring	15,3x2,4 NBR 90
8	10002356	1	Nut	
9	617049	1	Check valve	RB0
10	601001	1	Hex plug	1/4"
11	554285	1	O-ring	
12	554117	1	O-ring	
13	10002357	1	Tension pin	
14	10002358	1	Tension pin	



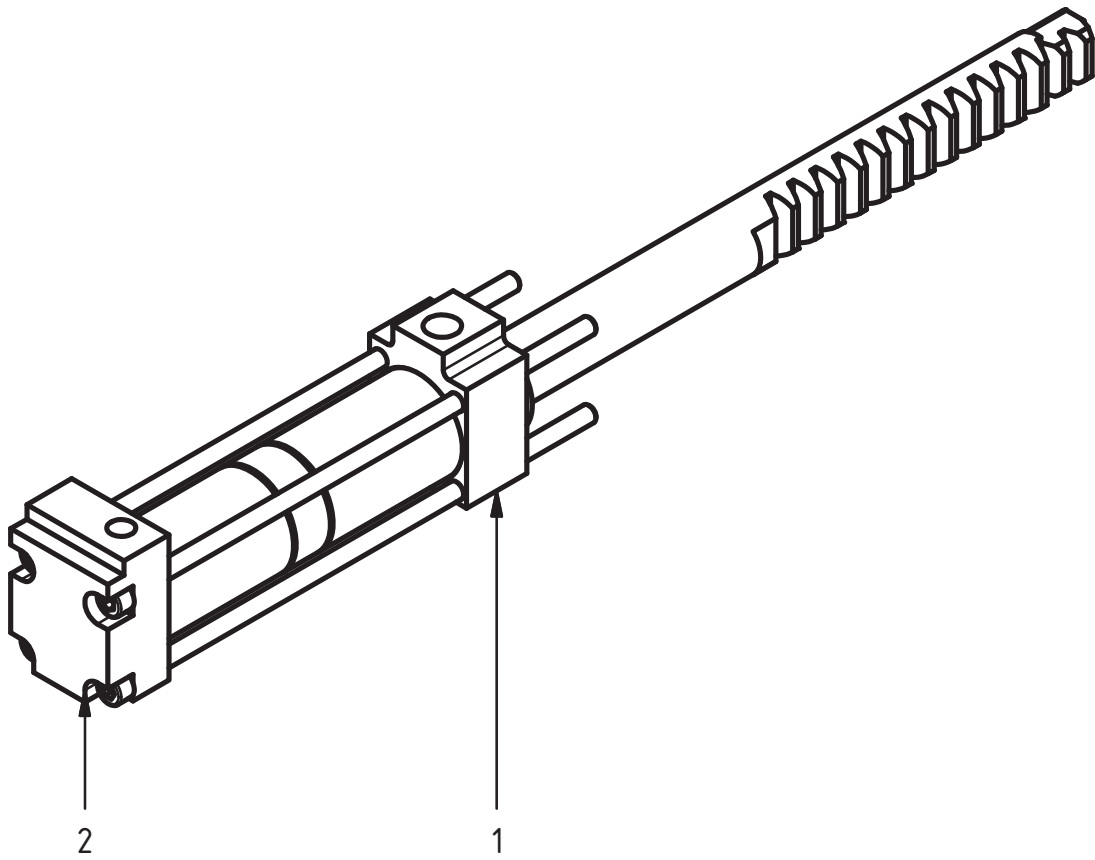
Saw bar holder

Structure 10002399				
Pos.	Part no.	Quantity	Description	Specification
1	10002400	1	Middle section	
2	554286	1	Pin screw	
3	10002401	2	Guide pin	
4	10002402	1	Plate	
4.1	10002403	2	Guide pin	
5	554287	1	Nut	
6	554122	1	O-ring	4,76x1,78
7	554404	1	Sleeve	
8	500400	1	Screw	
9	625007	1	Grease nipple	M10x1
10	601000	1	Hex plug	1/8"



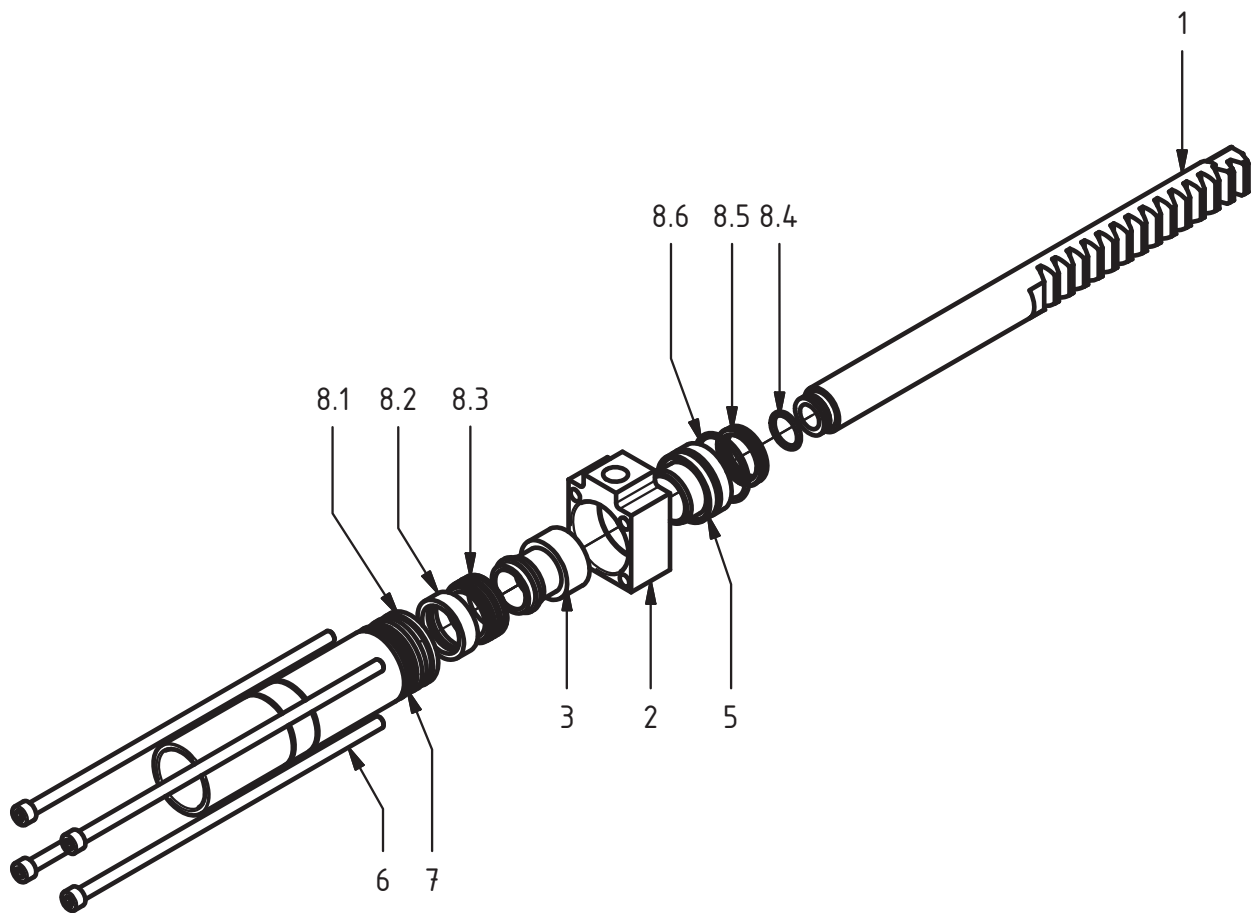
Mechanical stop

Structure 10002408				
Pos.	Part no.	Quantity	Description	Specification
1	554161	1	Spacer	
2	554154	1	Plug	



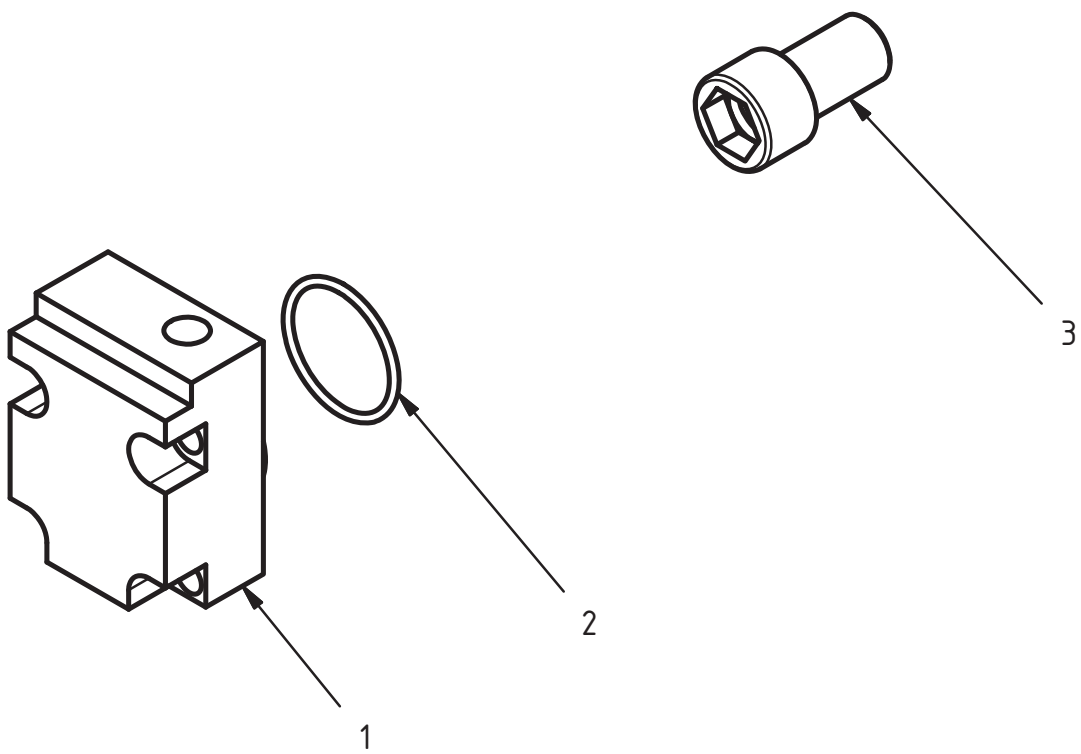
Hydraulic cylinder

Structure 10002411				
Pos.	Part no.	Quantity	Description	Specification
1	10002412	1	Hydraulic cylinder	
2	10002413	1	Bracket	



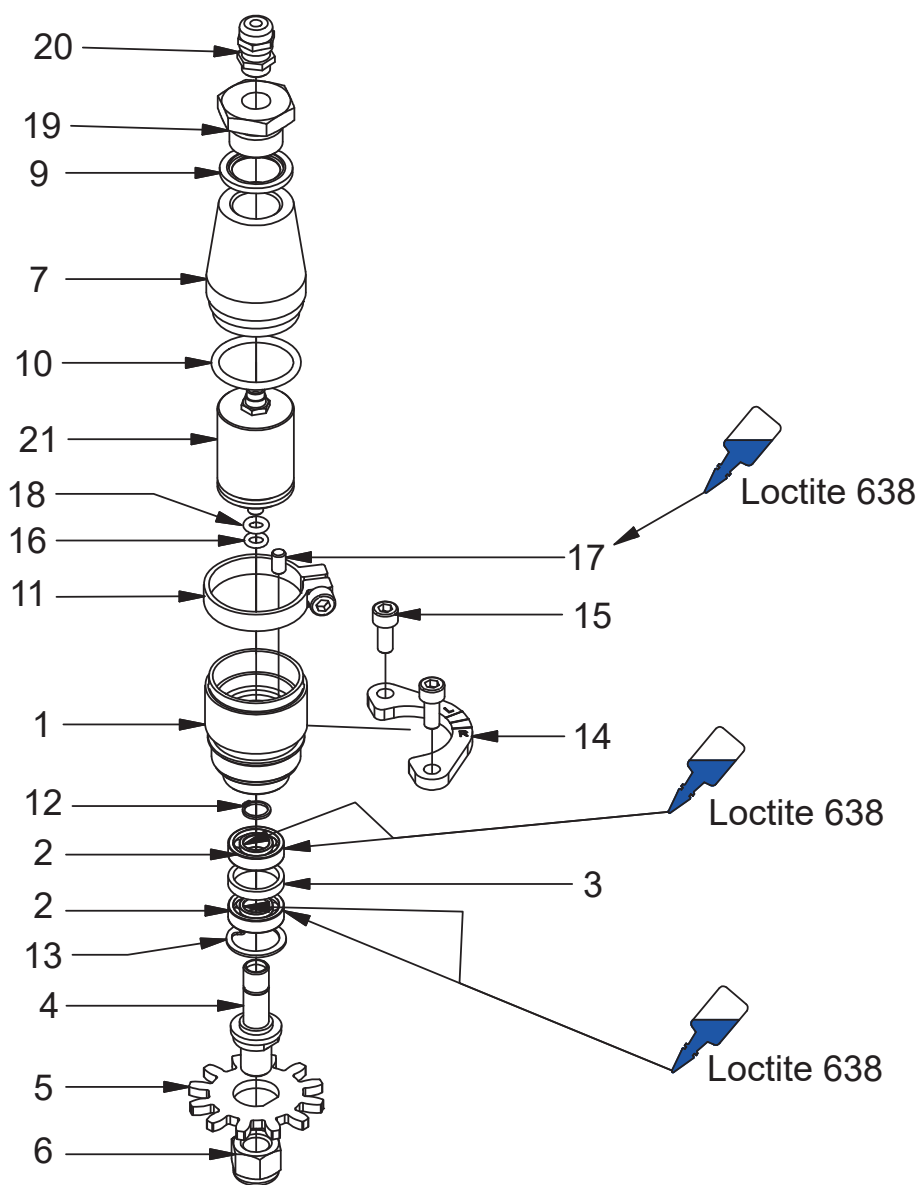
Hydraulic cylinder

Structure 10002412				
Pos.	Part no.	Quantity	Description	Specification
1	554106	1	Rod	
2	554158	1	Bracket	
3	554107	1	Piston	
5	554160	1	Cap	
6	554162	4	Screw	
7	554159	1	Pipe	Ø40
8	554191	1	Seal kit	
8.1	554102	1	Seal	44,4x48,0x4,5
8.2	554103	1	Support ring	40x12
8.3	554100	1	Seal	40x30x15
8.4	543021	1	O-ring	20,3x2,4
8.5	554101	1	Seal	SG 30/38x6,3
8.6	554105	1	O-ring	40,6x2,4



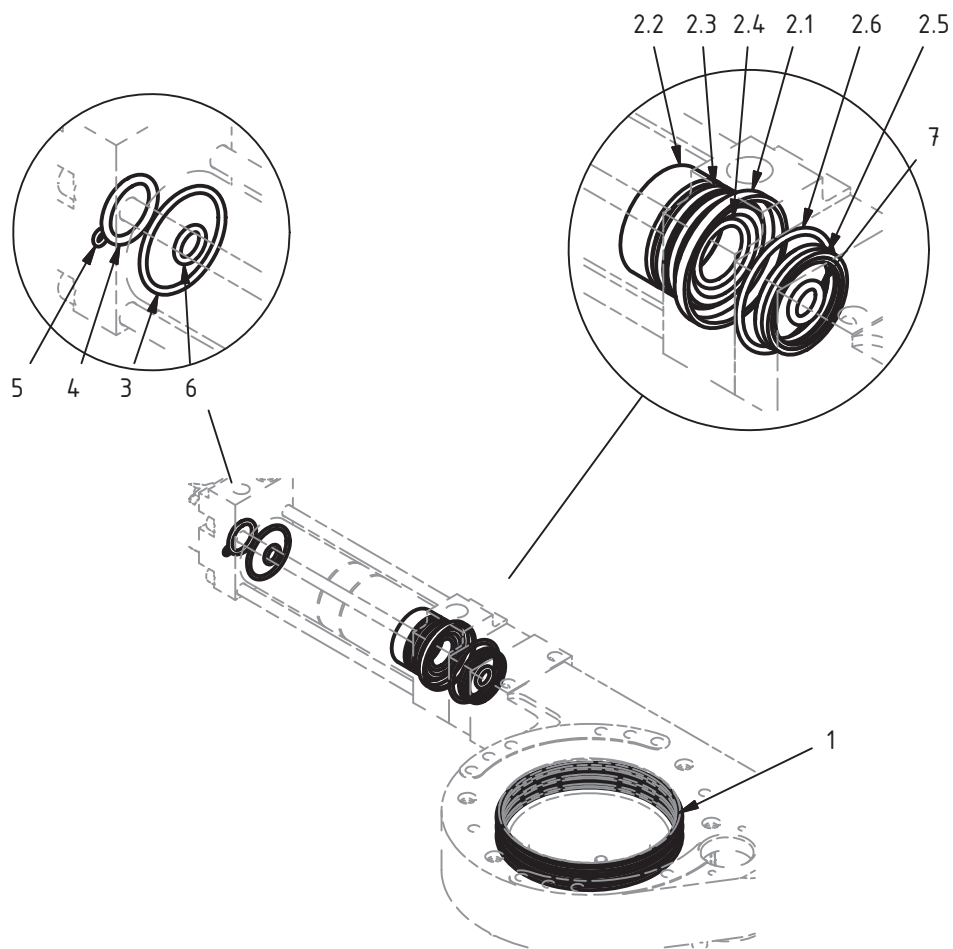
Bracket

Structure 10002413				
Pos.	Part no.	Quantity	Description	Specification
1	554164	1	Manifold	
2	554126	1	O-ring	34,5x2,4
3	554165	1	Screw	

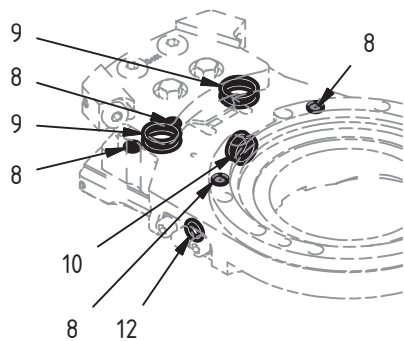


Encoder

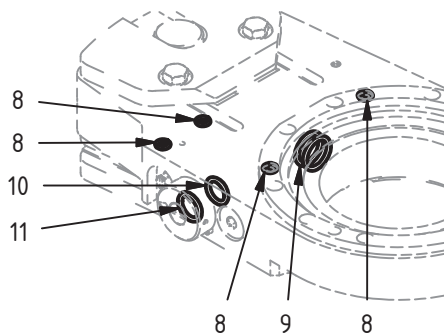
Structure 554276				
Pos.	Part no.	Quantity	Description	Specification
1	554262	1	Sleeve	
2	508052	2	Ball bearing	61900 2RS
3	554263	1	Spacer	
4	554264	1	Shaft	
5	554137	1	Cogwheel	
6	502057	1	Nut	M12
7	554265	1	Cap	
9	601103	1	Bonded seal	1/2"
10	540119	1	O-ring	29,2x3,0
11	554168	1	Clamp	
12	554266	1	Circlip	SGA 10
13	554267	1	Circlip	SGH 22
14	554166	1	Holder	
15	501044	2	Screw	M6x14 12.9
16	554268	1	O-ring	5,5x2,0
17	554269	1	Guide pin	
18	540062	1	O-ring	5,3x2,4
19	017921	1	Adapter	1/2" - PG 7
20	401060	1	Cable gland	PG 7
21	554138	1	Encoder	17 ppr



SuperCut 100

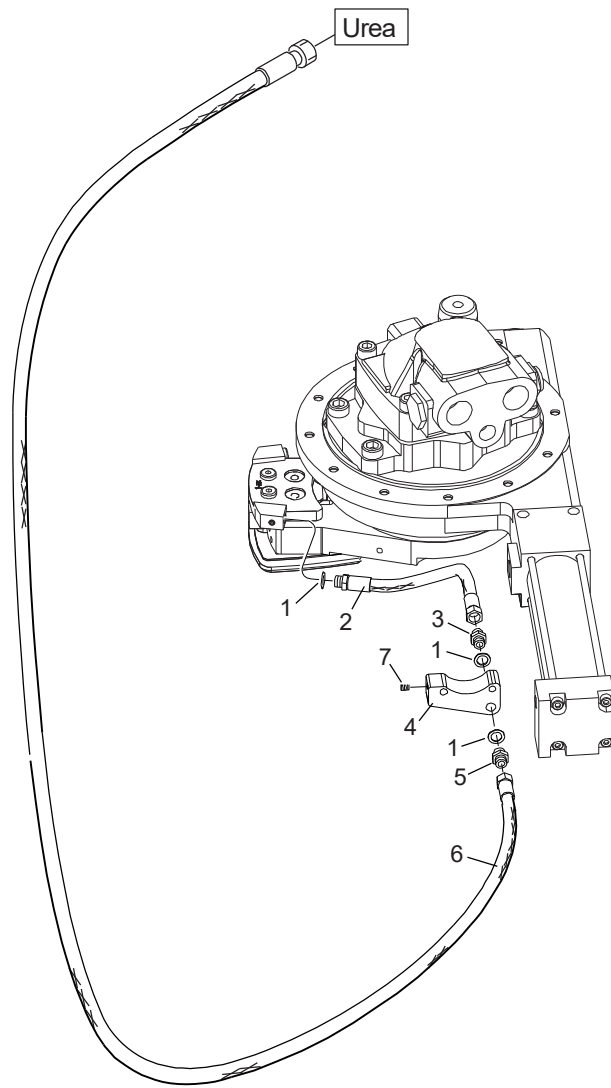


SuperCut 100 MkII / 150



Seal kit

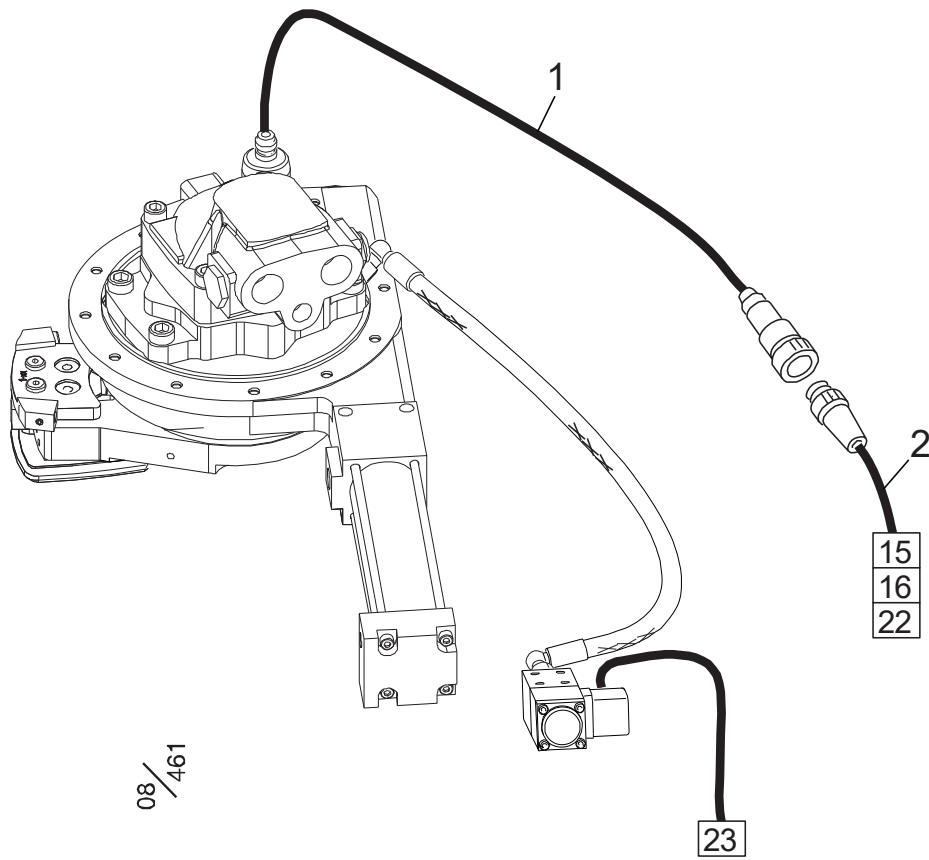
Structure 554112				
Pos.	Part no.	Quantity	Description	Specification
1	554111	1	Seal kit	
2	554191	1	Seal kit	
2.1	554102	1	Seal	Ø44,4x48,0x4,5
2.2	554103	1	Seal	FA 40x12
2.3	554100	1	Seal	40x30x15
2.4	543021	1	O-ring	20,3x2,4
2.5	554101	1	Seal	SG 30/38x6,3
2.6	554105	1	O-ring	40,6x2,4
3	554126	1	O-ring	34,5x2,4
4	540115	1	O-ring	19,2x3,0
5	554132	1	O-ring	2,7x1,78
6	540066	1	O-ring	9,3x2,4
7	554131	1	O-ring	10x3
8	554122	8	O-ring	4,76x1,78 NBR 70
9	540072	6	O-ring	15,3x2,4 NBR 90
10	554117	3	O-ring	11,3x2,4 NBR 90
11	554285	1	O-ring	12,3x2,4 NBR 70
12	540064	1	O-ring	7,3x2,4



06/
385

Stump treatment

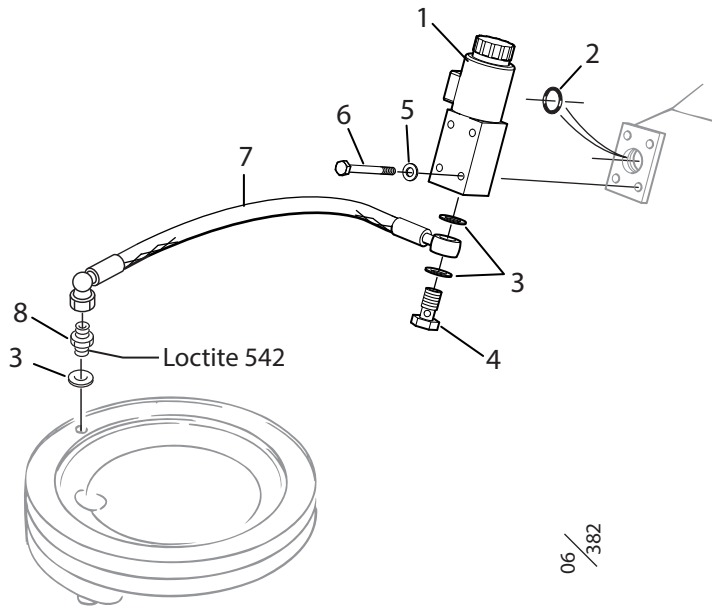
Structure 033078, 033080, 554277				
Pos.	Part no.	Quantity	Description	Specification
1	601100	3	Bonded seal	1/8"
2	554188	1	Hydraulic hose	
3	601025	1	Adapter	1/8"
4	554187	1	Bracket	
5	601026	1	Adapter	1/8" - 1/4"
6	645553	1	Hydraulic hose	
7	513040	1	Stop screw	M6x6



08/461

Electrical system, saw unit

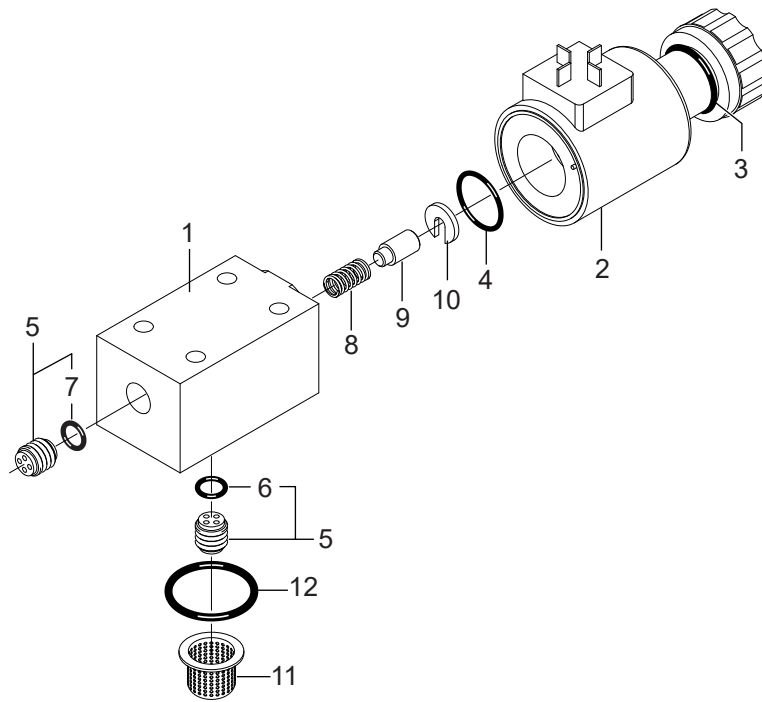
Structure 039710, 039711-500				
Pos.	Part no.	Quantity	Description	Specification
1	032169	1	Cable cml.	
2	017341	1	Sensor	



06 / 382

Chain lubrication - Easy Greasy

Structure 006620				
Pos.	Part no.	Quantity	Description	Specification
1	033027	1	Pump compl.	98XL
1	10003110	1	Pump compl.	SC100S
2	540074	1	O-ring	Ø 17.3x2.4
3	601101	3	Bonded seal	1/4"
4	601060	1	Banjo screw	R 1/4"
5	503065	4	Washer	M6 Nordlock
6	500029	4	Screw	M6S M6x45 8.8 FZB
7	646941	1	Hydraulic hose	
8	014092	1	Adapter	G 1/4"

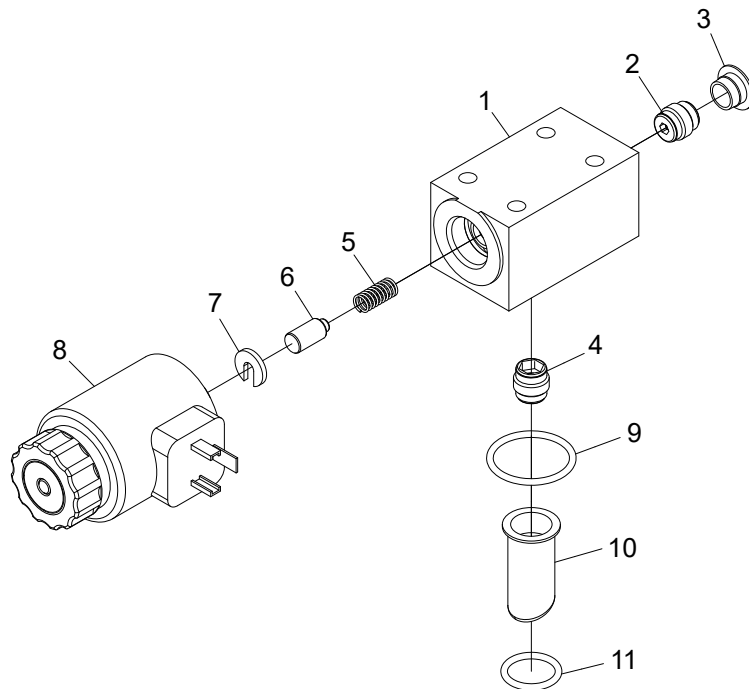


06/
370

Easy Greasy

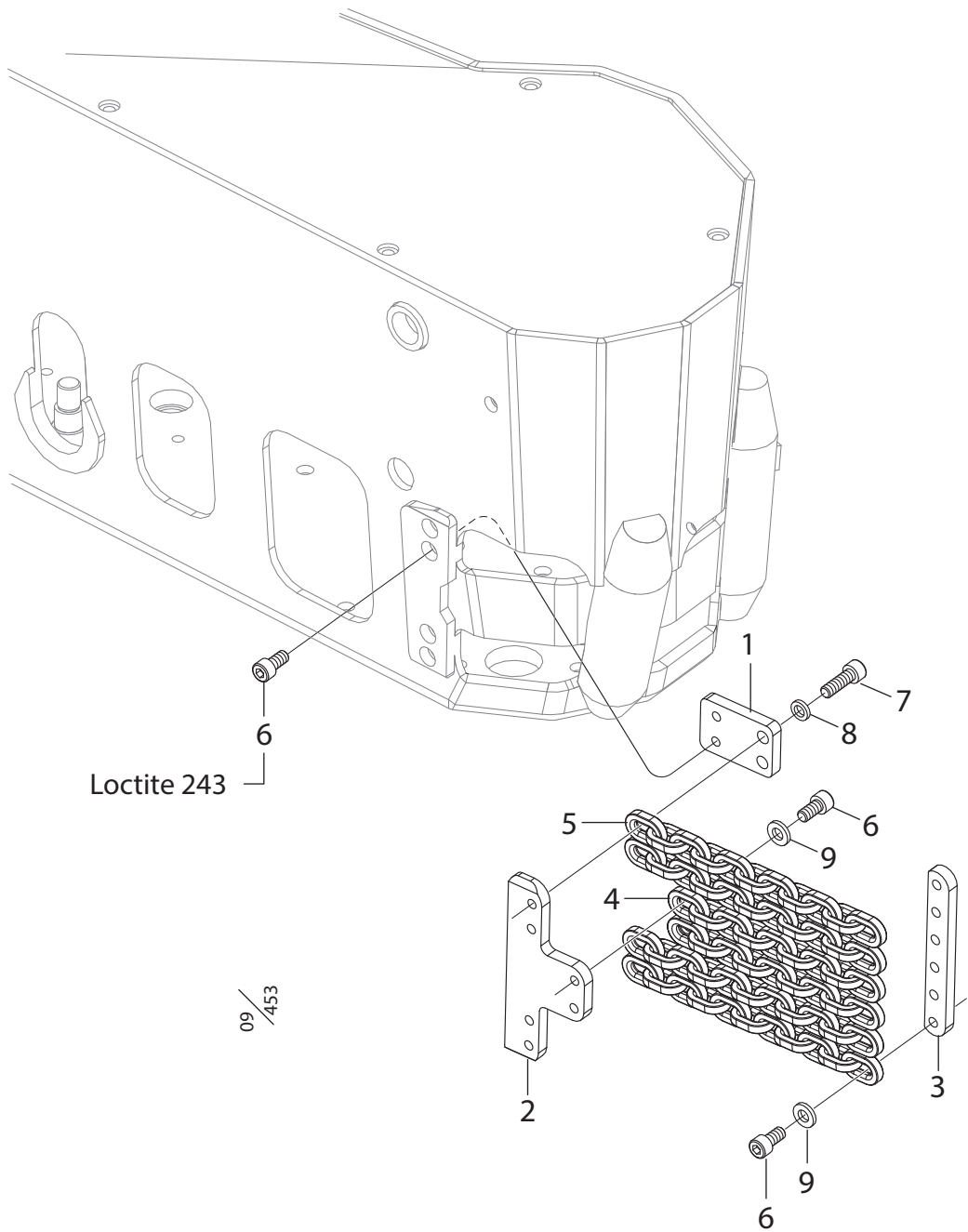
Easy Greasy pump

Structure 033027				
Pos.	Part no.	Quantity	Description	Specification
1	016282	1	Pump housing	
2	613062	1	Solenoid	
3	540120	1	O-ring	21.82x3.53
4	540121	1	O-ring	17.17x1.78
5	617016	2	Check valve	
6	543013	1	O-ring	9.5x1.0
7	543057	1	O-ring	9.0x1.0
8	526005	1	Spring	
9	010897	1	Piston	0.20 cm ³
10	016426	1	Spacer	
11	620302	1	Strainer	
12	543012	1	O-ring	27.6x2.4



Easy Greasy, SC100S

Structure 10003110				
Pos.	Part no.	Quantity	Description	Specification
1	016282	1	Pump housing	
2	617048	1	Check valve	1,5 bar
3	522002	1	Plug	KS15 (G1/4)
4	617016	1	Check valve	0,05-0,07 bar
5	526005	1	Spring	
6	010897	1	Piston	0,20 ccm
7	016426	1	Spacer	
8	613062	1	Solenoid	24V
9	543012	1	O-ring	Ø27,6x2,4
10	620302	1	Filter	
11	540074	1	O-ring	Ø17,3x2,4



Saw dust cover

Structure 031053, 017384				
Pos.	Part no.	Quantity	Description	Specification
1	017382	2	Plate	Inner / Inre
2	017383	1	Rib	Inner / Inre
3	016776	1	Plate	Outer / Yttre
4	523003	2	Chain	9 – links
5	523002	4	Chain	11 – links
6	501067	12	Screw	MC6S M10x20 12.9
7	501070	4	Screw	MC6S M8x25 12.9
8	503055	4	Washer	M8 Nordlock
9	503074	8	Washer	M8 Nordlock Wide / Stor

Saw bar and saw chains, 98XL

Structure				
Pos.	Part no.	Quantity	Description	Specification
	549518-175		Saw bar	L=750mm z=12
	549518-182		Saw bar	L=820mm z=12
	549018-086		Saw chain	86E
	549018-093		Saw chain	93E

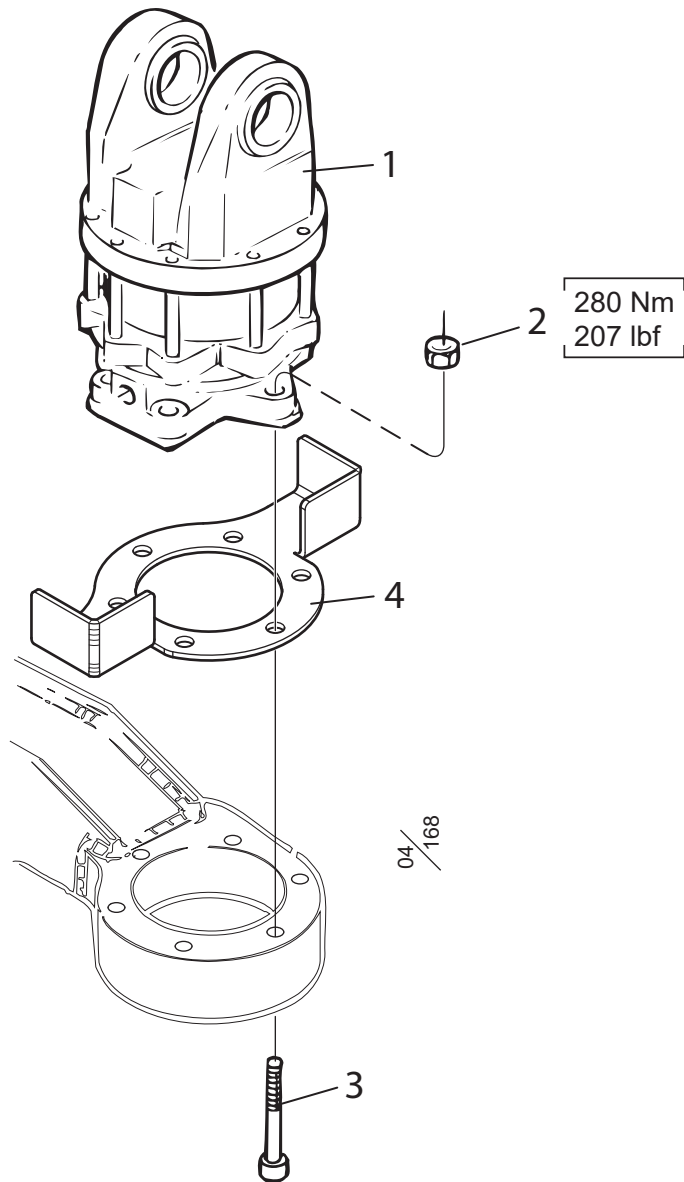
Saw bar and saw chains, SC100S, 19cc

Structure				
Pos.	Part no.	Quantity	Description	Specification
	549518-175		Saw bar	z=12 750mm
	549518-182		Saw bar	z=12 820mm
	549418-190		Saw bar	z=12 900mm
	549018-086		Saw chain	86E
	549018-093		Saw chain	93E
	549018-101		Saw chain	101E

Saw bar and saw chain, SC100S, 30cc

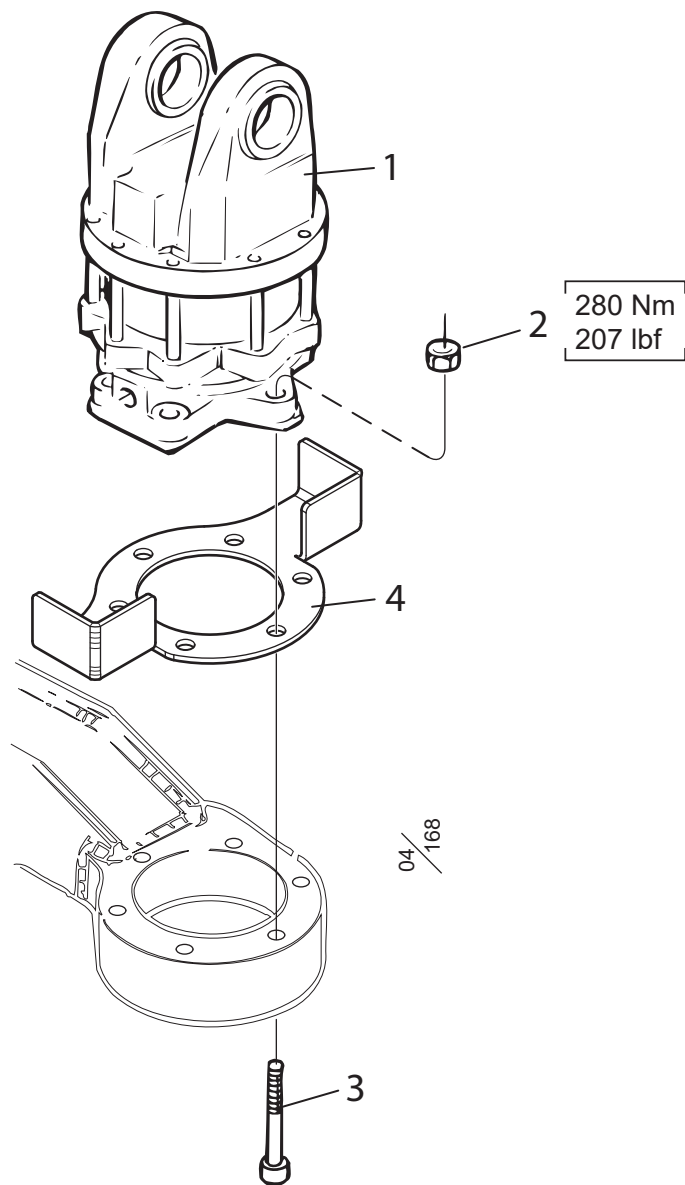
Structure				
Pos.	Part no.	Quantity	Description	Specification
	549518-475		Saw bar	z=18 750mm
	549518-482		Saw bar	z=18 820mm
	549418-490		Saw bar	z=18 900mm
	549018-090		Saw chain	90E
	549018-098		Saw chain	98E
	549018-106		Saw chain	106E

7. Rotators



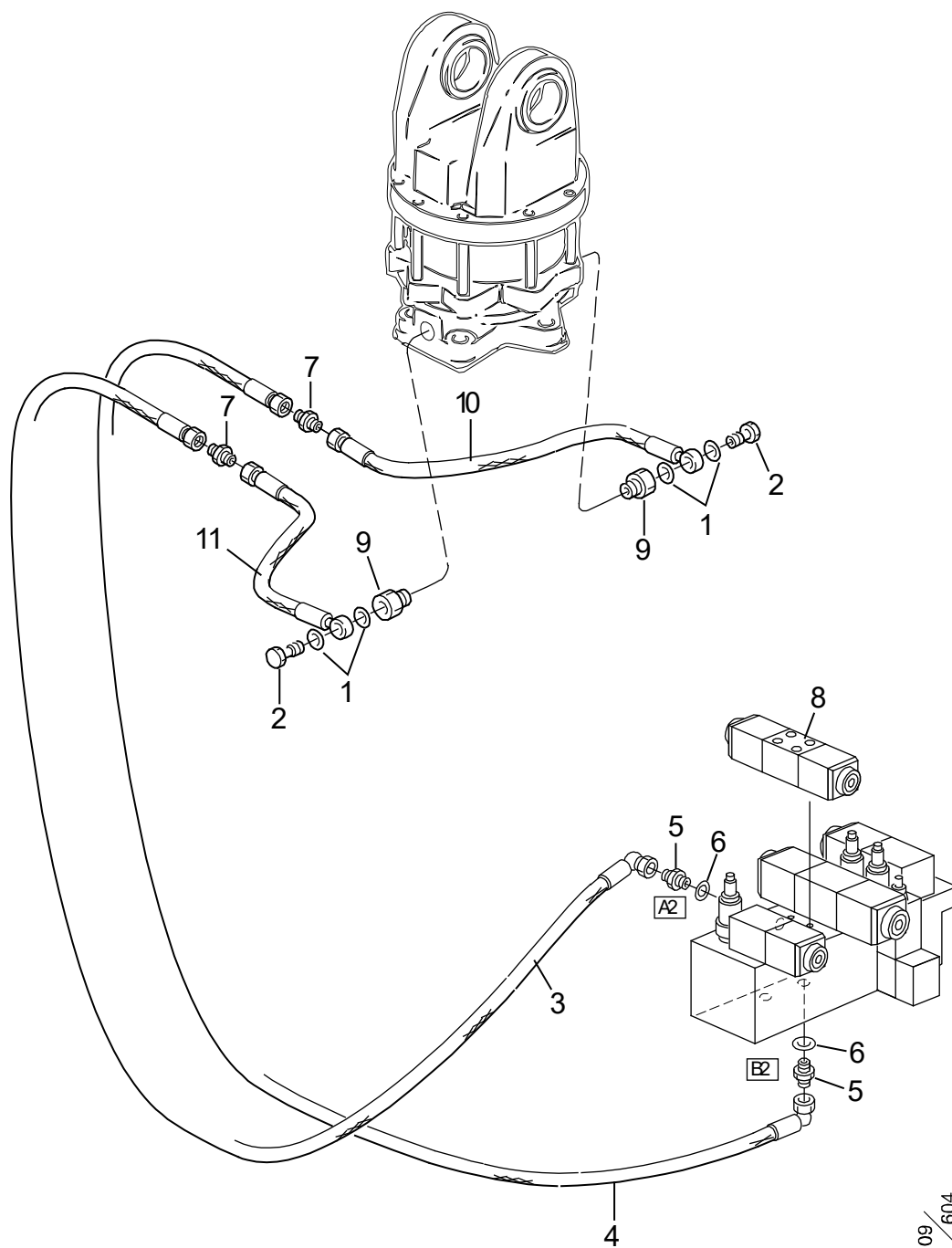
Rotator AV17S

Structure 049072, 032139				
Pos.	Part no.	Quantity	Description	Specification
1	618038	1	Rotator AV 17S	
2	502705	6	Nut	M16 FZB Locking KL 10
3	501147	6	Screw	MC6S M16x180 12.9
4	017117	1	Hose cover	



Rotator HX30 LS

Structure 033084, 032139				
Pos.	Part no.	Quantity	Description	Specification
1	618103	1	Rotator HX30 LS	
2	502705	6	Nut	M16 FZB Locking KL10
3	501148	6	Screw	MC6S M16x160 12.9
	501147	6	Screw	MC6S M16x180 12.9
4	017117	1	Hose cover	

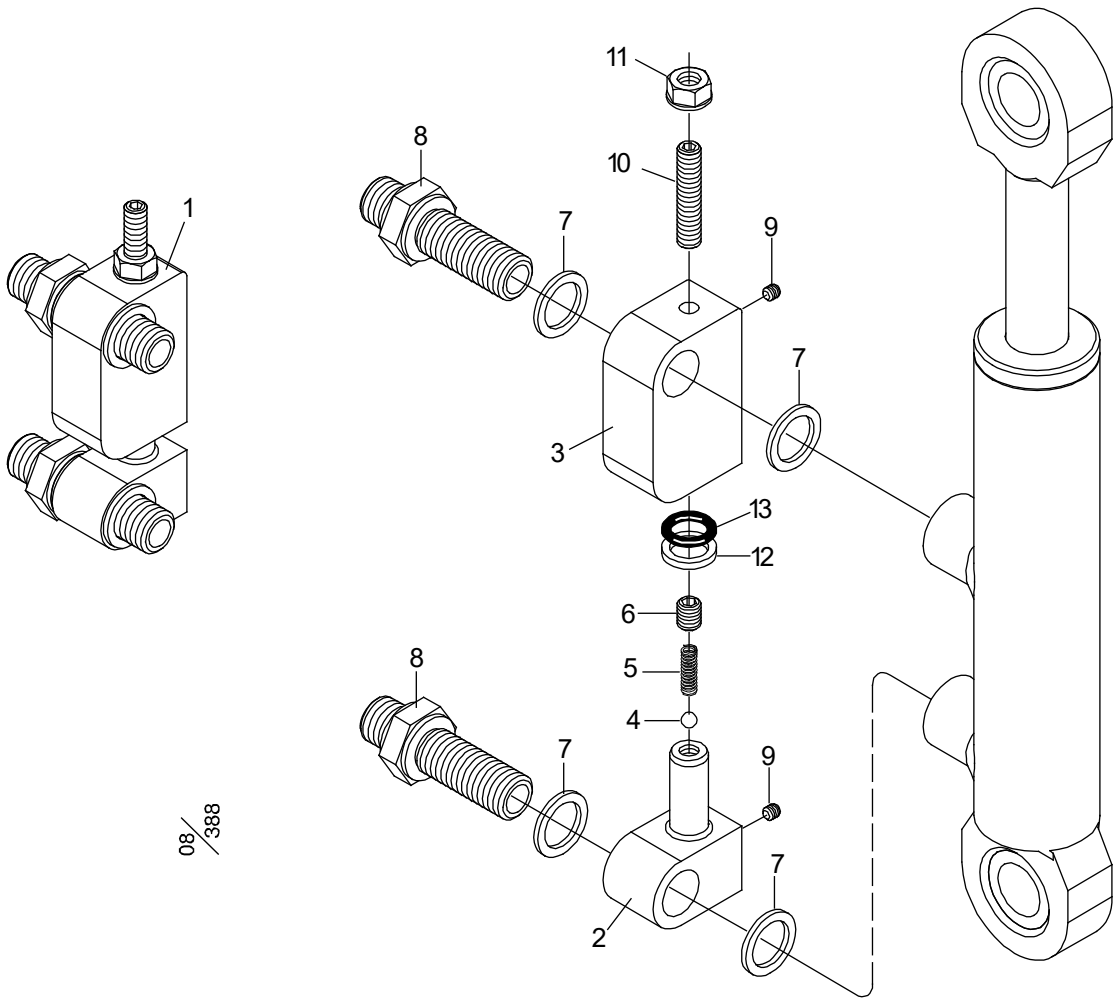


09/604

Rotator control, valve

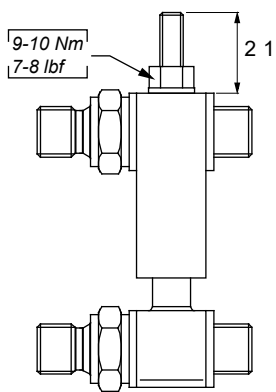
Structure 039026, 039027				
Pos.	Part no.	Quantity	Description	Specification
1	601200	4	Copper seal	13x19x1.5
2	601060	2	Banjo screw	R 1/4"
3	646945	1	Hydraulic hose	
4	646946	1	Hydraulic hose	
5	601029	2	Adapter	R 1/4" UF – R 3/8" UF
6	601102	2	Bonded seal	3/8"
7	601028	2	Adapter	R 1/4" UF – R 1/4" UF
8	010278	1	Directional valve	24 V On – Off
	612029	1	Directional valve	24 V Proportional / Proportionell
9	602059	2	Adapter	R 1/2" – R 1/4" UF – IF
10	646948	1	Hydraulic hose	
11	646947	1	Hydraulic hose	

8. Accessories

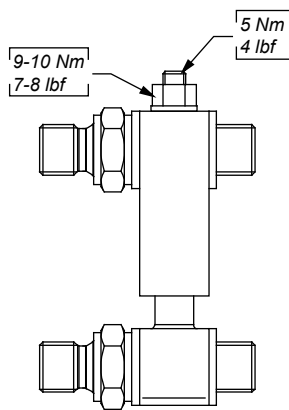


08/388

Vinter / Winter

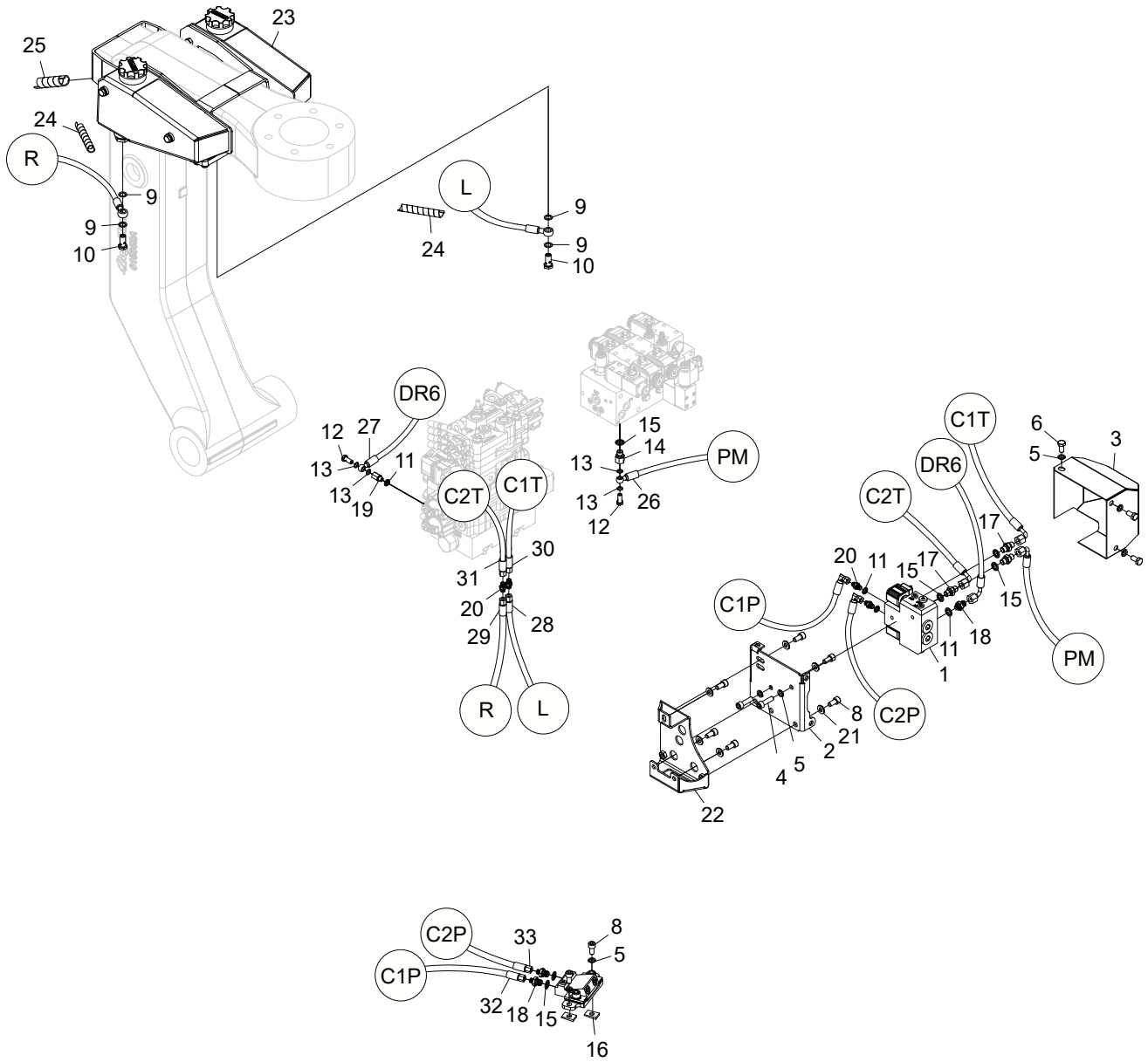


Sommar / Summer



Bypass valve

Structure 039119				
Pos.	Part no.	Quantity	Description	Specification
1	031070	1	Bypass valve cmpl.	
2	017342	1	Nipple	
3	017343	1	Seal retainer	
4	511003	1	Steel ball	RB – 4
5	526014	1	Spring	
6	013734	1	Restrictor	Ø 0.7 mm
7	601101	4	Bonded seal	1/4"
8	013691	2	Bulkhead	R1/4"
9	519059	2	Expander	Ø 0.3 mm
10	513046	1	Screw	P6SS M6x30
11	519062	1	Nut	M6
12	546005	1	Support ring	10 – 14
13	540066	1	O-ring	9.3x2.4

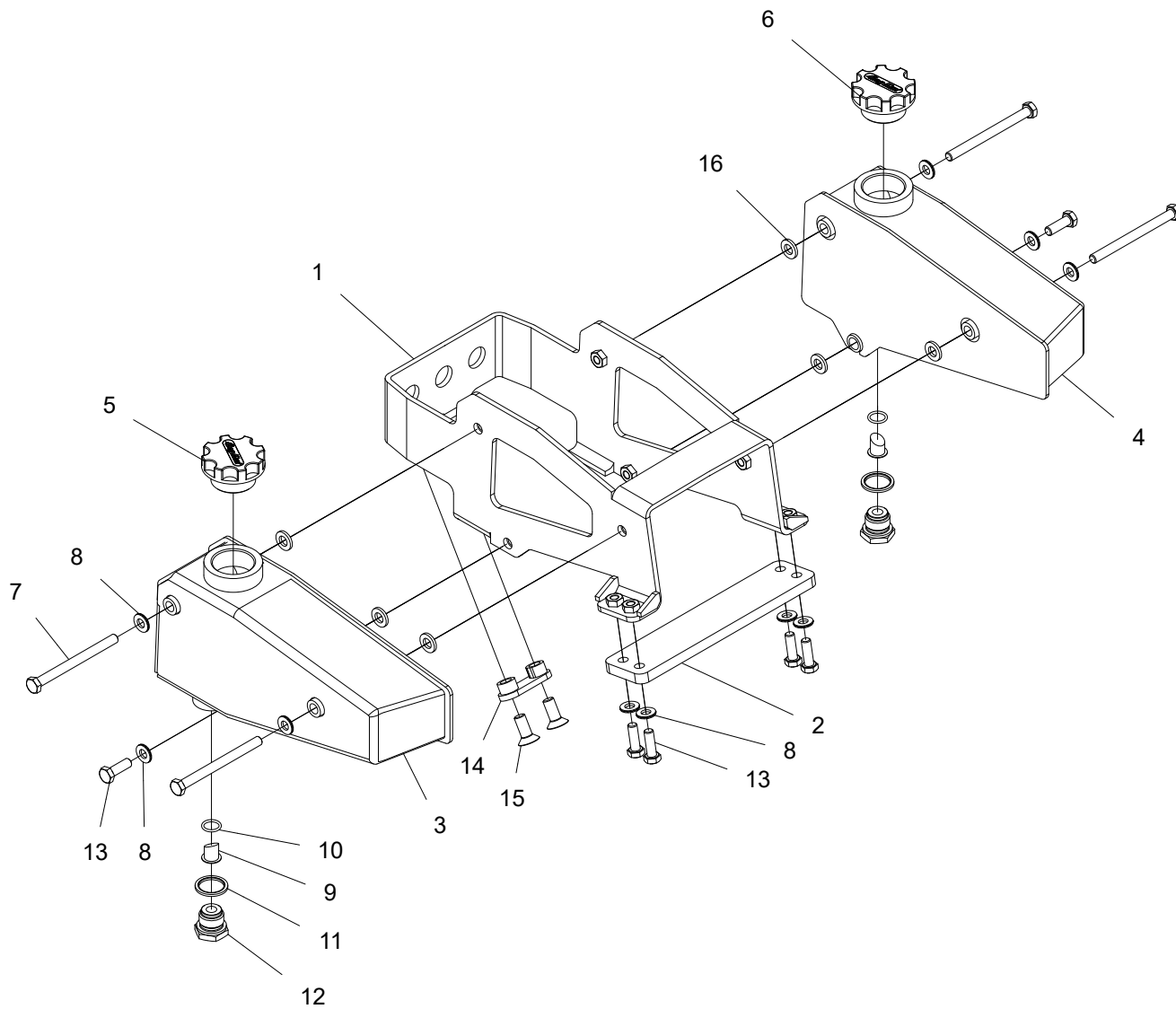


09/053

Log Max 7000Twin - Color marking equipment

Color marking equipment

Structure 039705				
Pos.	Part no.	Quantity	Description	Specification
1	018531	1	Color pump	C2019
2	018335	1	Chassis	
3	017734	1	Cover	
4	501091	2	Screw	MC6S M10x35 12.9
5	503057	7	Washer	M10 Nordlock
6	500066	3	Screw	M6S M10x20 8.8 FZB
7	609074	1	Color marking manifold	
8	501087	8	Screw	MC6S M10x20 12.9
9	601200	4	Copper seal	13x19x1.5
10	601704	2	Banjo screw	G 1/4"
11	601100	4	Bonded seal	1/8"
12	601701	2	Banjo screw	G 1/8"
13	601203	4	Copper seal	10x14x1.0
14	602086	1	Adapter	1/4" – 1/8" UF – IF
15	601101	6	Bonded seal	1/4"
16	016295	2	Wedge	
17	601028	3	Adapter	R 1/4" UF – R 1/4" UF
18	601026	3	Adapter	R 1/8" UF – R 1/4" UF
19	602083	1	Adapter	1/8" – 1/8" IF – UF
20	601025	4	Adapter	R 1/8" UF – R 1/8" UF
21	503075	6	Washer	M10 Nordlock Wide / Stor
22	018065	1	Bracket	
23	018434	1	Color tanks assembly	
24	615055	1	Hose cover	0.6 M
25	615049	1	Hose cover	1.9 M
26	646964	1	Hydraulic hose	
27	646965	1	Hydraulic hose	
28	646966	1	Hydraulic hose	
29	646967	1	Hydraulic hose	
30	646968	1	Hydraulic hose	
31	646969	1	Hydraulic hose	
32	646970	1	Hydraulic hose	
33	646971	1	Hydraulic hose	

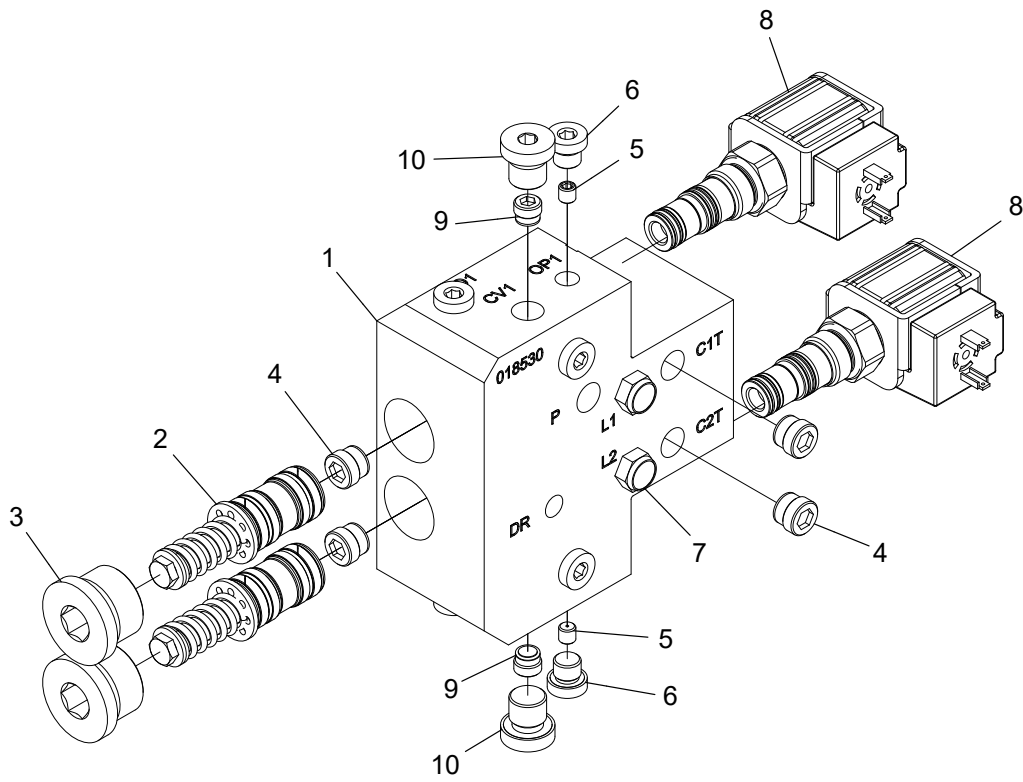


09/054

Log Max - Color tanks assembly

Color tanks, assembly

Structure 018434				
Pos.	Part no.	Quantity	Description	Specification
1	016431	1	Bracket	
2	016444	1	Bracket	
3	015755	1	Color tank	Right / Höger
4	015754	1	Color tank	Left / Vänster
5	017327	1	Filling cap	Blue / Blå
6	017326	1	Filling cap	Red / Röd
7	500083	4	Screw	M6S M10x120 8.8 FZB
8	503075	10	Washer	M10 Nordlock Wide / Stor
9	620302	2	Strainer	
10	543048	2	O-ring	16.3x2.4 Viton
11	601104	2	Bonded seal	3/4"
12	015941	2	Adapter	G 3/4" – 1/4"
13	500069	6	Screw	M6S M10x30 8.8 FZB
14	014482	1	Clamp	
15	504066	2	Screw	MF6S M12x30 10.9
16	014117-3	6	Spacer	3 mm

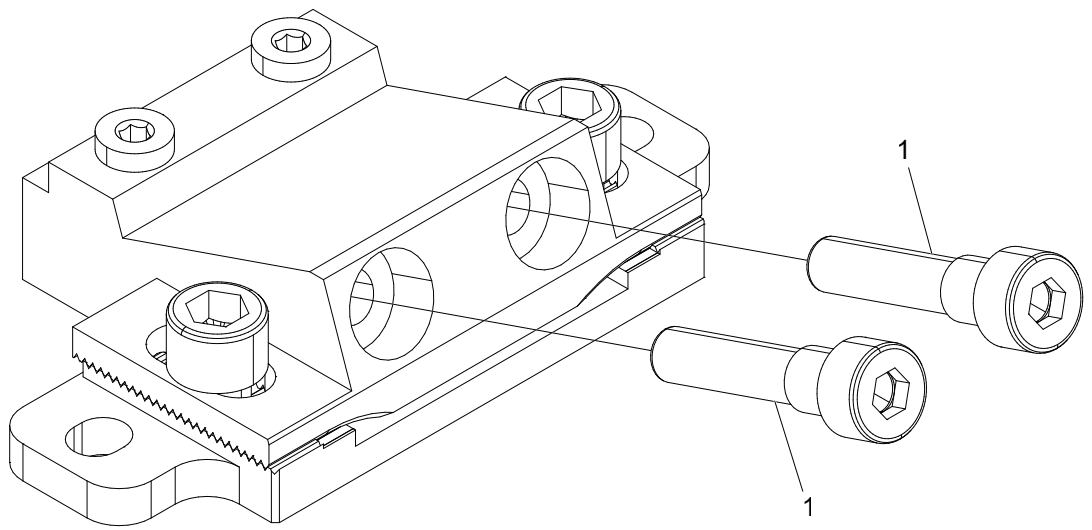


09/055

Log Max - Color pump C2019

Color pump C2019, assembly

Structure 018531				
Pos.	Part no.	Quantity	Description	Specification
1	018530	1	Pump housing	
2	018331	2	Piston assembly	
3	601004	2	Hex plug	3/4" R
4	617024	4	Check valve	
5	613014	2	Orifice	M6 – 1.0 mm
6	601000	6	Hex plug	1/8" R
7	602317	2	Filter plug	G 1/8
8	612097	2	Directional valve	
9	617049	2	Check valve	
10	601001	2	Hex plug	1/4" R

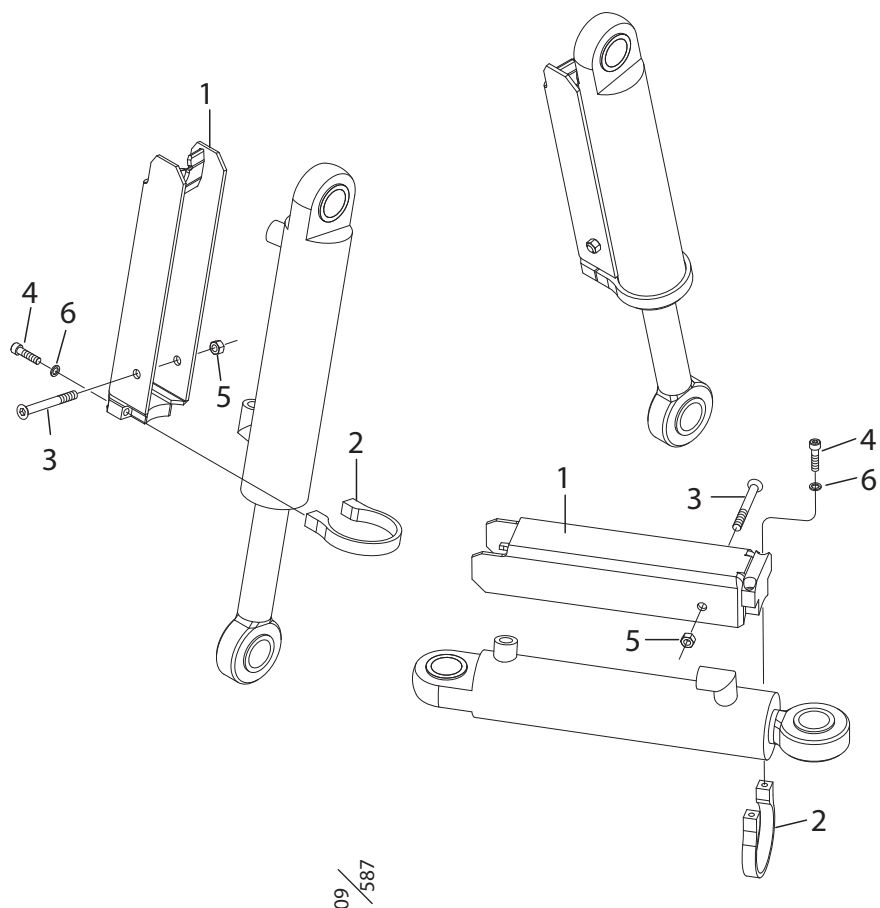


09/057

Color marking manifold

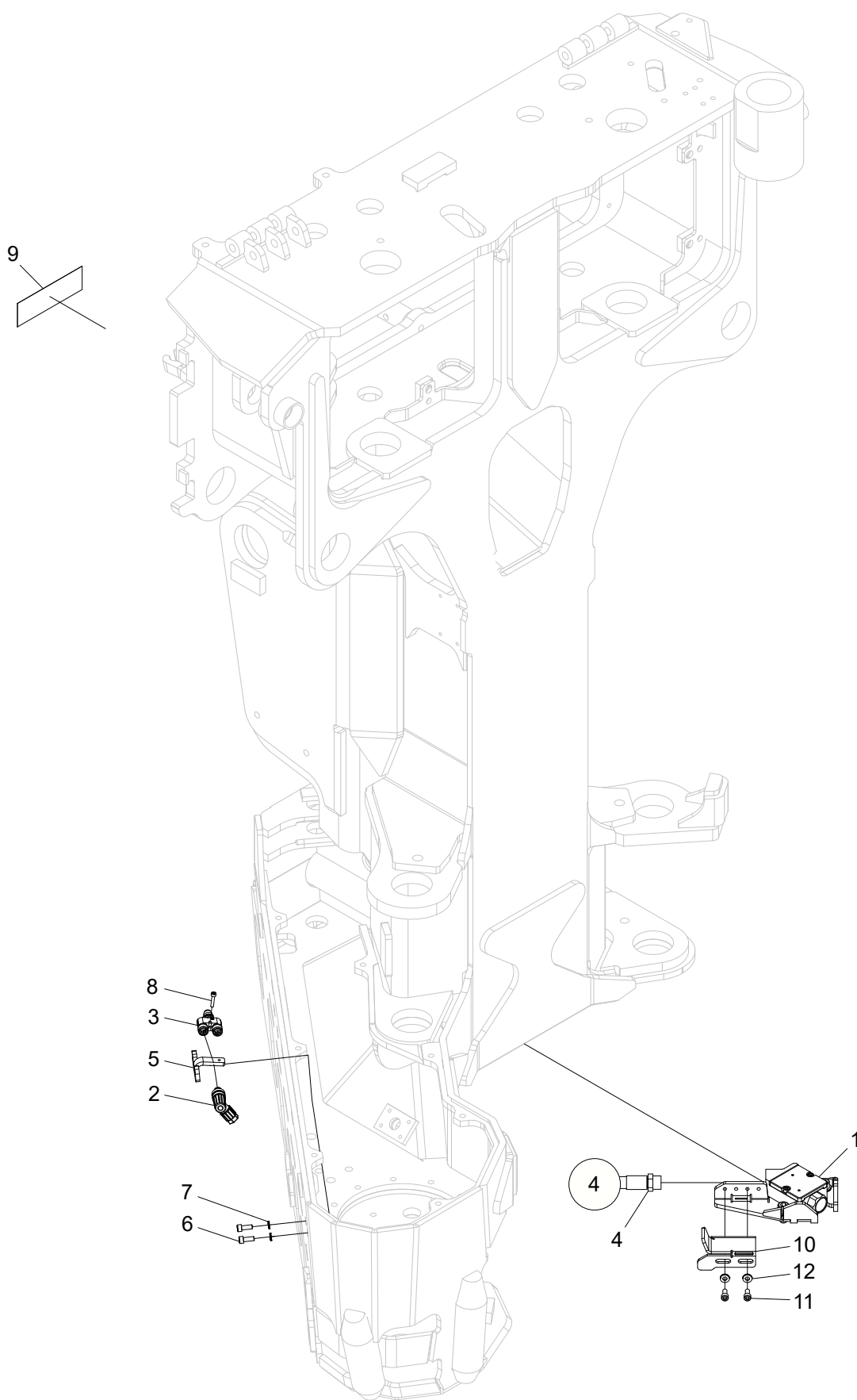
Color marking manifold

Structure 609074				
Pos.	Part no.	Quantity	Description	Specification
1	609076	2	Nozzle	



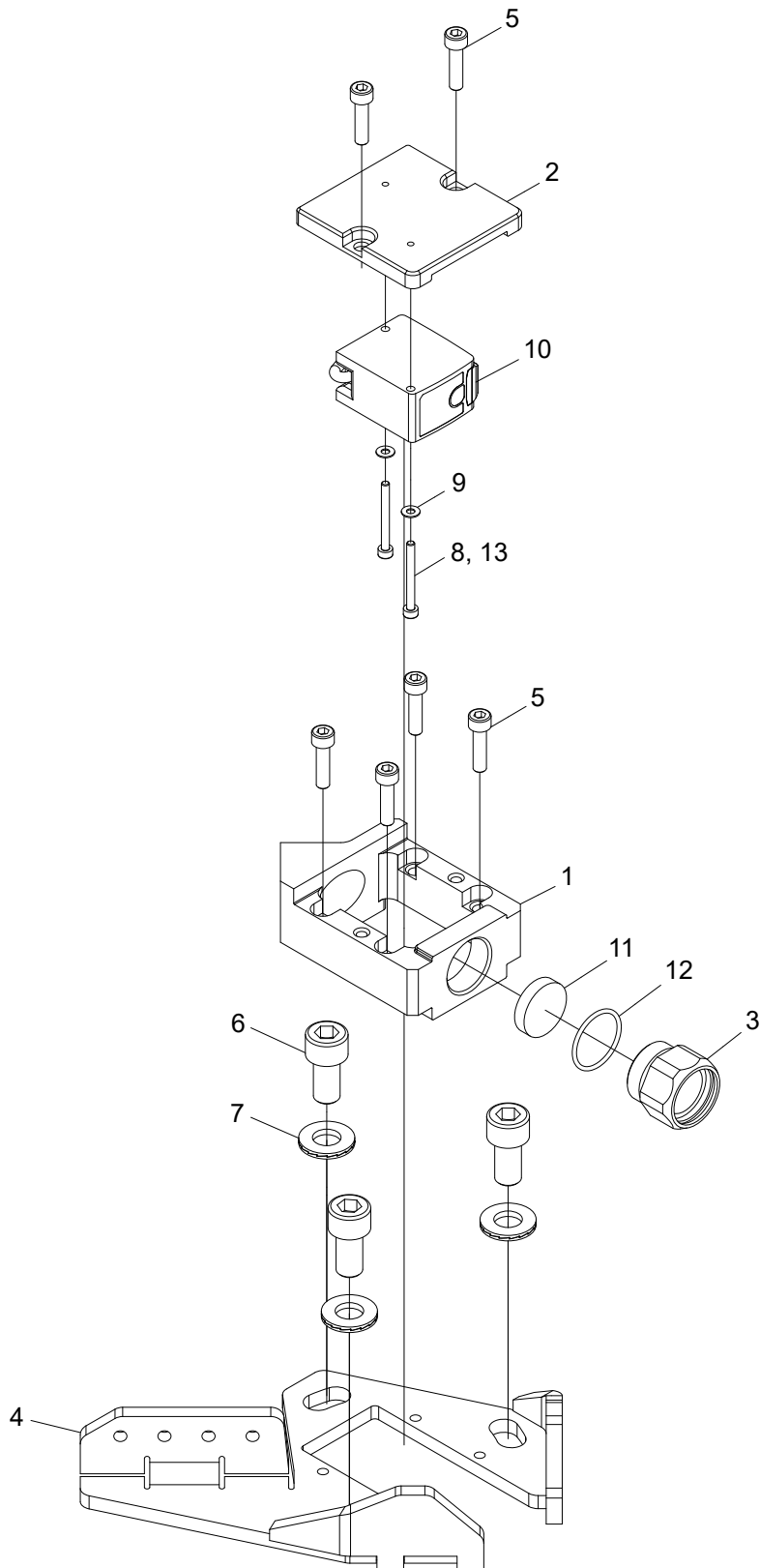
Cylinder cover

Structure 039184, 039185				
Pos.	Part no.	Quantity	Description	Specification
1	016257	3	Cylinder cover	
2	016253	3	Clamp	
3	500078	3	Screw	M6S M10x75 8.8
4	501090	6	Screw	MC6S M10x30 12.9
5	502055	3	Nut	M10 Locking Low / Låg
6	503057	6	Washer	M10



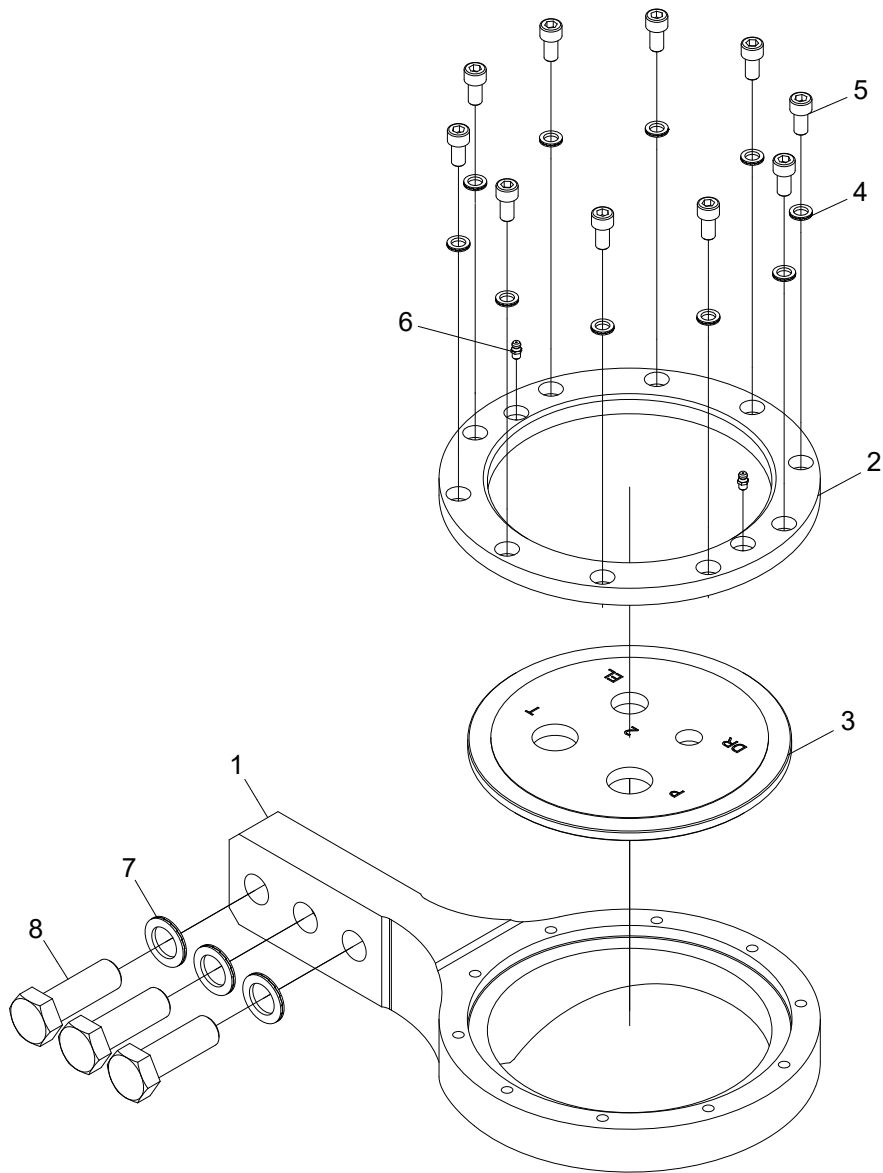
Find End, Laser

Structure 039706				
Pos.	Part no.	Quantity	Description	Specification
1	018676	1	Find End assembly	
2	402315	1	Cable housing	5 – pin / 5 – pol
3	402314	1	Connector	
4	646402	1	Protective hose	
5	017370	1	Bracket	
6	501045	2	Screw	M6x16 12.9
7	503065	2	Washer	NL6
8	501016	1	Screw	M4x20 12.9
9	519192	1	Decal	Laser
10	10002003	1	Protection	
11	501044	2	Screw	M6x14 12.9
12	503073	2	Washer	NL6 sp



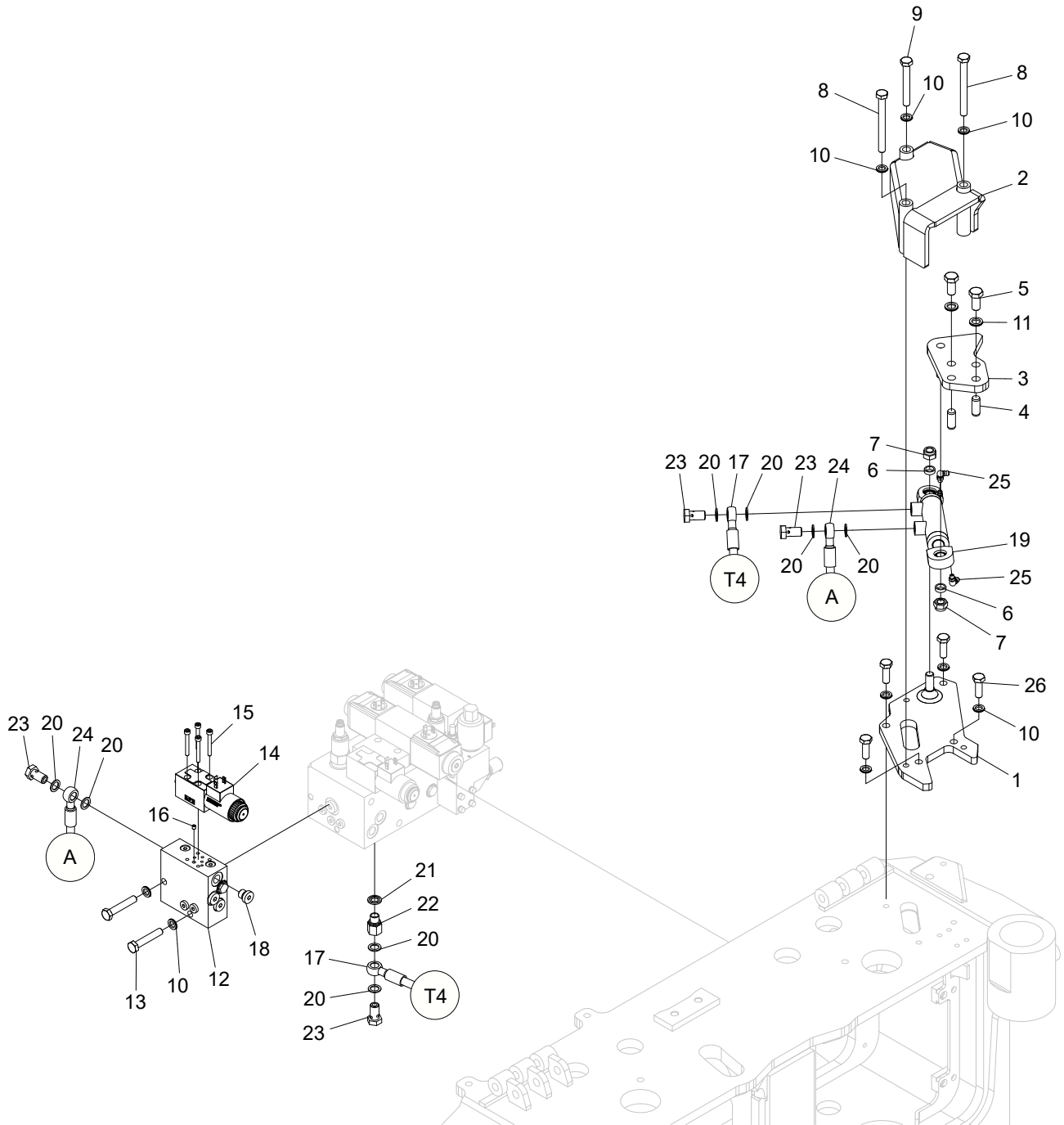
Find End assembly

Structure 018676				
Pos.	Part no.	Quantity	Description	Specification
1	018670	1	Sensor housing	
2	018671	1	Cap	
3	10001881	1	Protection	
4	10002004	1	Bracket	
5	501029	6	Screw	M5x20 12.9
6	501087	3	Screw	M10x20 12.9
7	503075	3	Washer	NL10 sp
8	501004	2	Screw	M3x30 12.9
9	503001	2	Washer	3,2x7x0,5 FZB
10	401320	1	Sensor	
11	10001882	1	Lens	
12	10001957	1	O-ring	22,1x1,6 NBR 90
13			Threadlocker	243



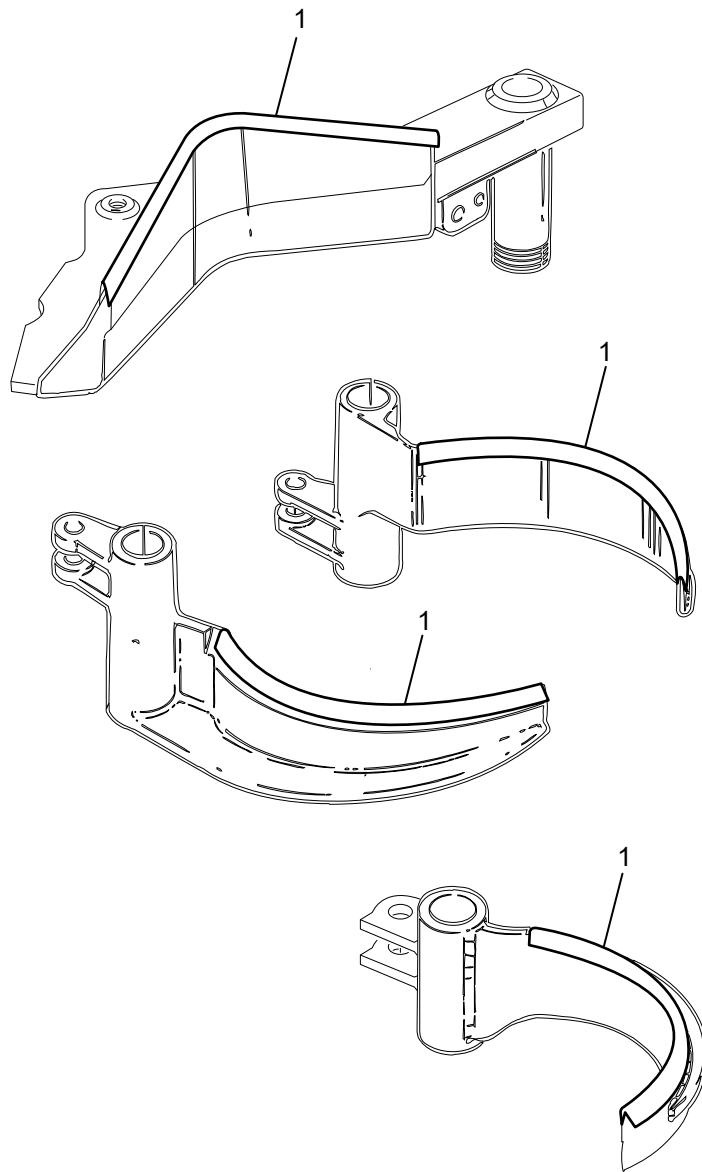
Hose holder

Structure 10001965				
Pos.	Part no.	Quantity	Description	Specification
1	018640	1	Bracket	
2	018641	1	Bracket	
3	10001950	1	Bracket	
4	503057	10	Washer	NL10
5	501087	10	Screw	M10x20 12.9
6	625004	2	Grease nipple	M6
7	503072	3	Washer	NL24
8	505058	3	Screw	M24x70 10.9



Hydraulic upper delimiting knife, assembly

Structure 10002632				
Pos.	Part no.	Quantity	Description	Specification
1	10002105	1	Plate	
2	10002111	1	Cover	
3	013431	1	Bracket	
4	515011	2	Cylindrical pin	12x30
5	500090	2	Screw	M12x25 8.8 FZB
6	010170	2	Spacer	
7	502056	2	Nut	LM6M M12
8	500081	2	Screw	M10x100 8.8 FZB
9	500078	1	Screw	M10x75 8.8 FZB
10	503057	9	Washer	NL10
11	503060	2	Washer	NL12
12	013865	1	Manifold	
13	500074	2	Screw	M10x55 8.8 FZB
14	612057	1	Directional valve	4-2, NG4, 24V
15	501033	4	Screw	M5x40 12.9
16	613031	1	Orifice	M5x1,0
17	646406	1	Hydraulic hose	
18	601001	1	Hex plug	1/4"
19	015462	1	Hydraulic cylinder	
20	601200	8	Copper seal	13x19x1,5
21	601101	1	Bonded seal	1/4"
22	602055	1	Adapter	BSP -04
23	601060	4	Banjo screw	1/4"
24	646407	1	Hydraulic hose	
25	625005	2	Grease nipple	M6
26	500069	4	Screw	M10x30 8.8 FZB

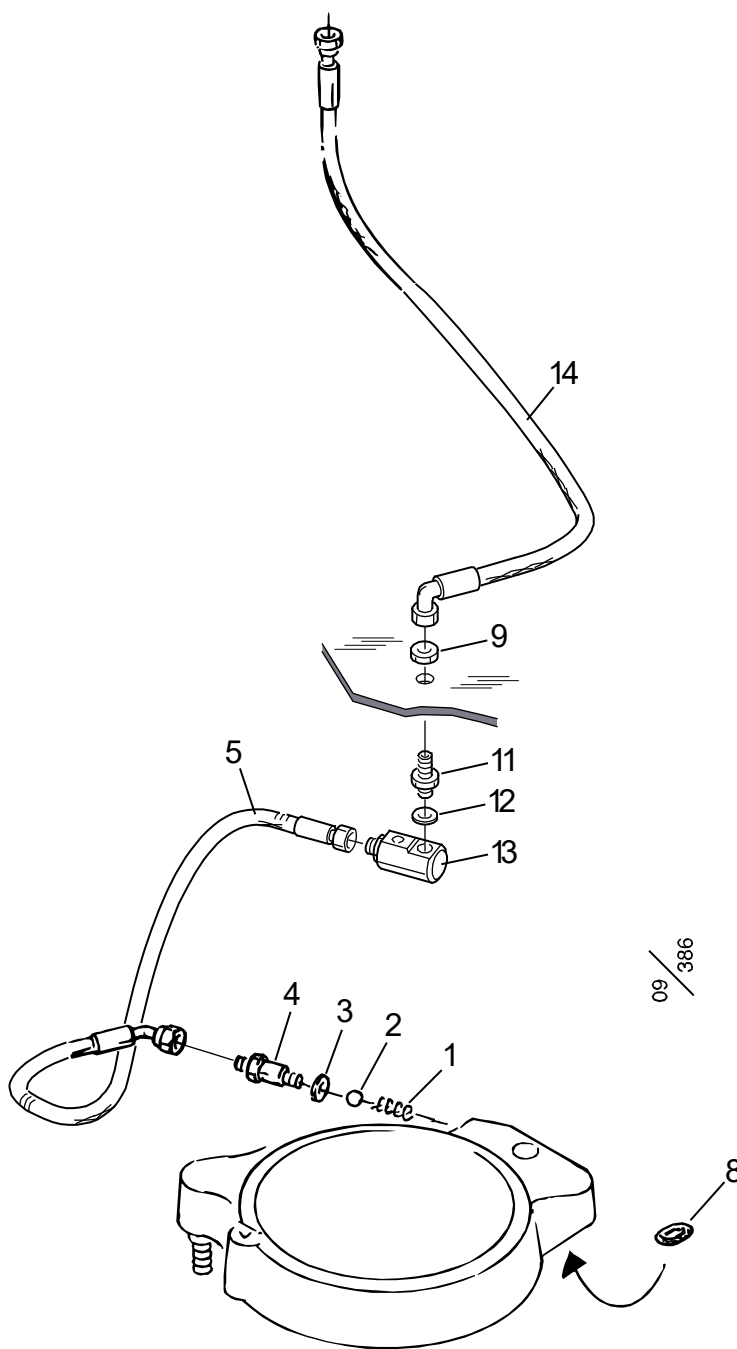


09 /
041

Log Max Knivskydd

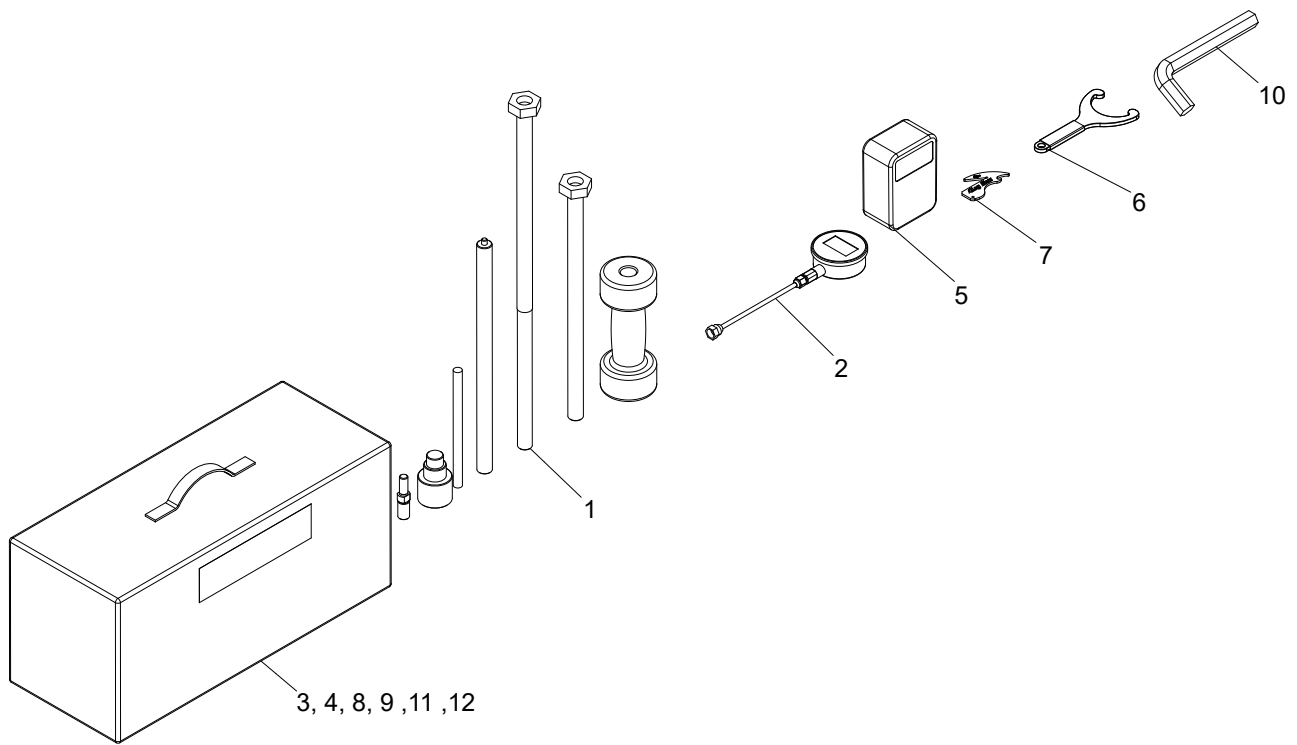
Knife edge protection

Structure				
Pos.	Part no.	Quantity	Description	Specification
1	519010	1	Knife edge protection	L= 5 m



Stump treatment kit, saw 98

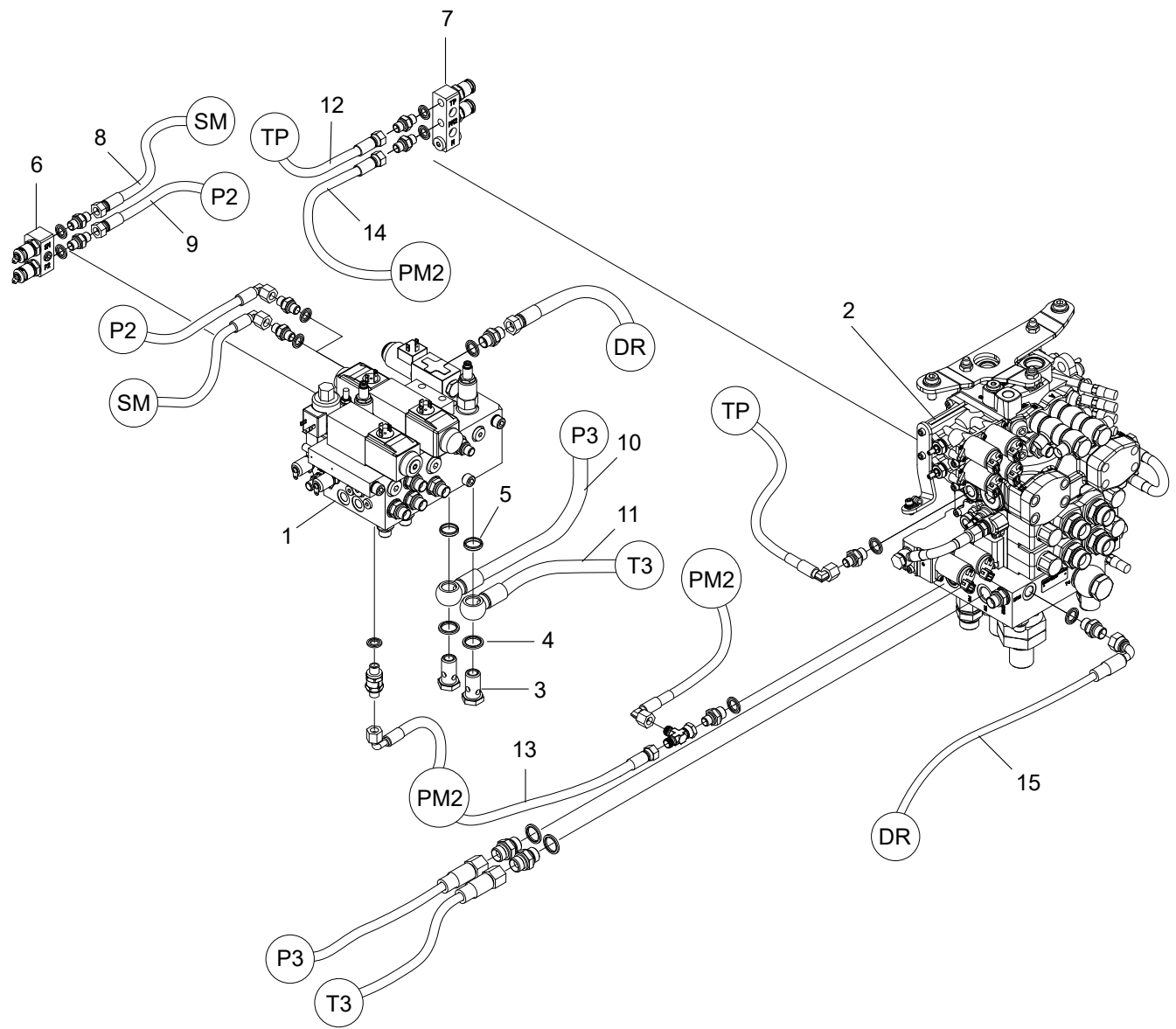
Structure 039721				
Pos.	Part no.	Quantity	Description	Specification
1	526015	1	Spring	
2	511004	1	Ball	RB – 10
3	546004	1	Seal ring	1/4"
4	012612	1	Adapter	
5	646993	1	Hydraulic hose	
8	540018	1	O-ring	25.1x1.6
9	601253	1	Nut	R 1/4"
11	601210	1	Bulkhead	R 1/4" UF
12	601101	1	Bonded seal	1/4"
13	016727	1	Swivel	1/4"
14	646992	1	Hydraulic hose	



Tool set

Structure 032303				
Pos.	Part no.	Quantity	Description	Specification
1	039098	1	Tool	
2	623053	1	Manometer	
3	522505	1	First aid kit	
4	522227	1	Allen key	
5	402804	1	Multimeter	
6	016537	1	Tool	
7	015662	1	Edge template	
8	522718	1	Tool	
9	519190	2	Decal	
10	538002	1	Allen key	
11	033801	1	User manual	
12	522506-LXL	1	Safety vest	

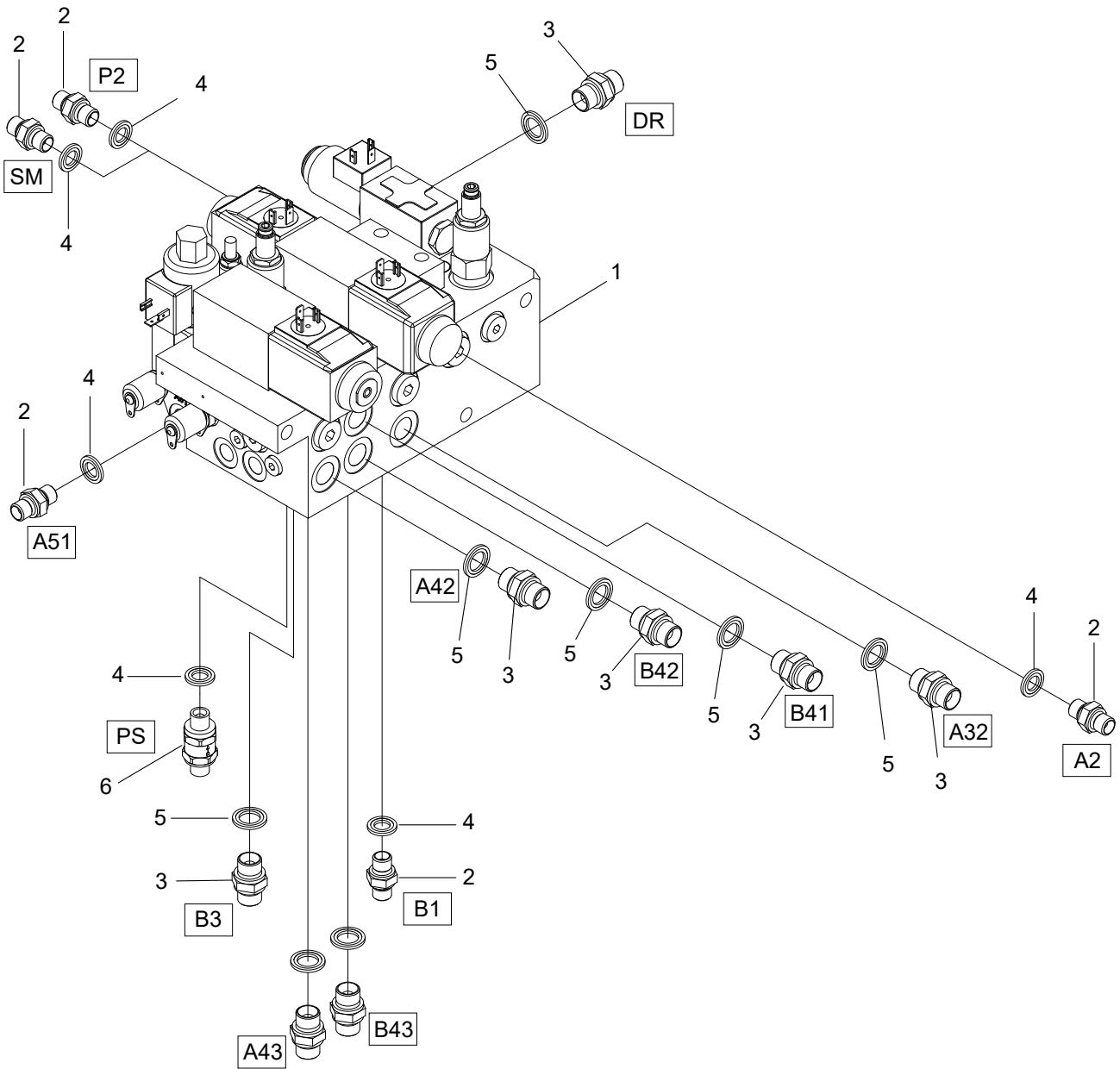
9. Hydraulic system



07/113

Interconnection of main manifolds #2

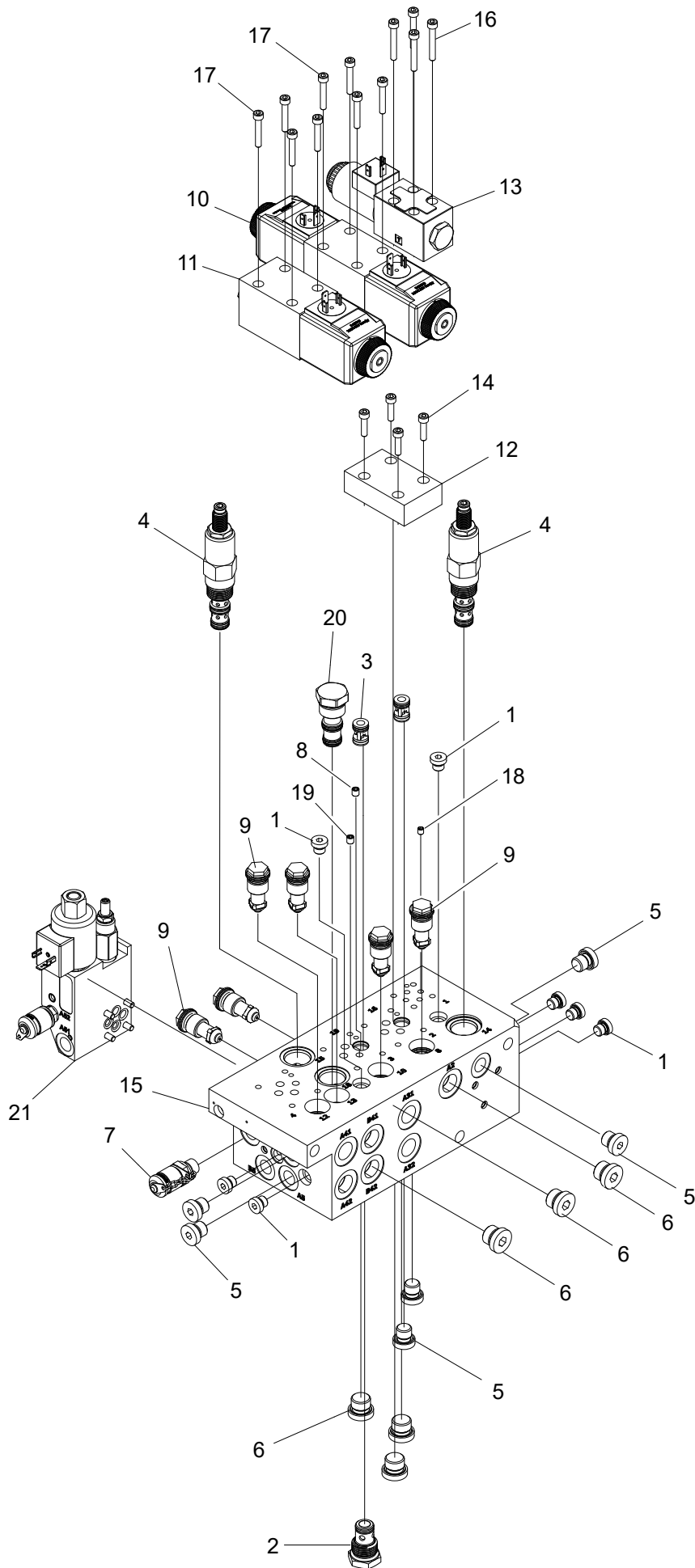
Structure 006621-2, 006622-2				
Pos.	Part no.	Quantity	Description	Specification
1	005623-2	1	Manifold	Left / Vänster
2	006625-2	1	Manifold	Right / Höger
3	601062	2	Banjo screw	R 1/2"
4	601103	2	Bonded seal	1/2"
5	602113	2	Seal ring	1/2"
6	031068	1	Manifold test point	
7	031067	1	Manifold test point	
8	646920	1	Hydraulic hose	
9	646921	1	Hydraulic hose	
10	646934	1	Hydraulic hose	
11	646935	1	Hydraulic hose	
12	646938	1	Hydraulic hose	
13	646994	1	Hydraulic hose	
14	646998	1	Hydraulic hose	
15	646999	1	Hydraulic hose	



07/090

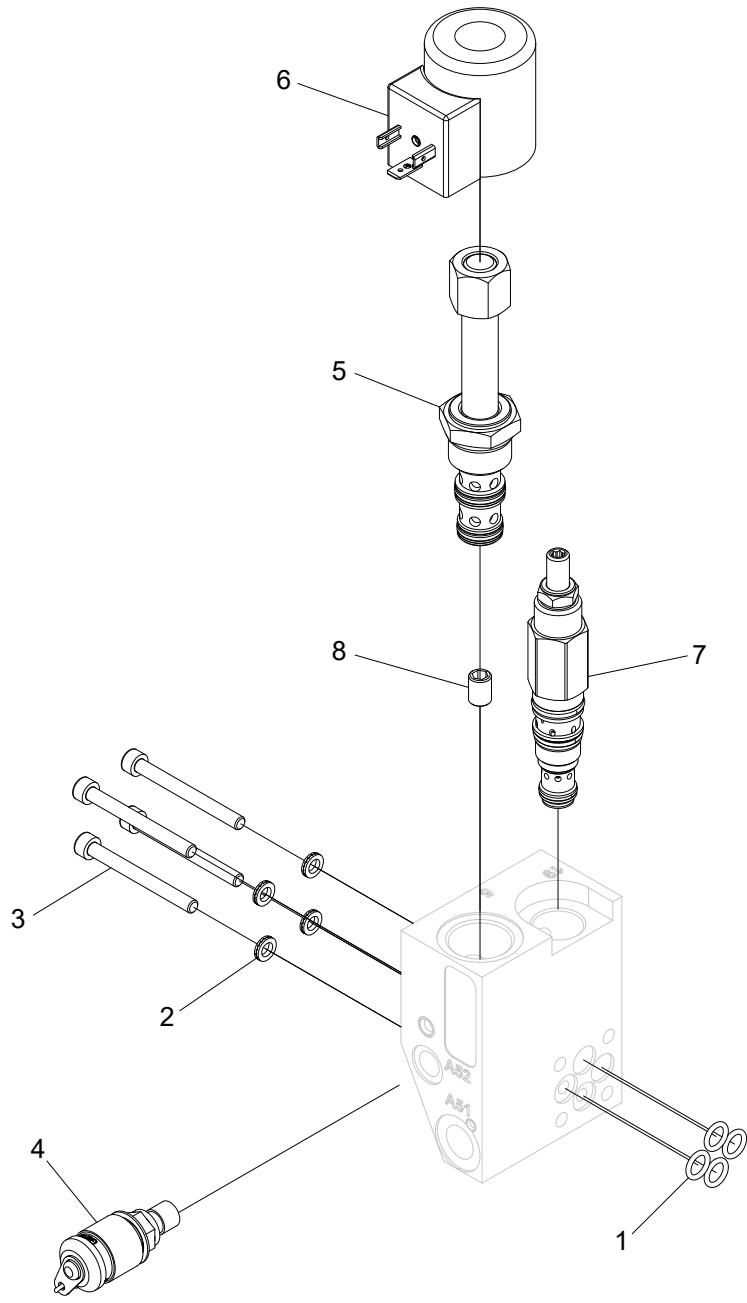
Left manifold PRE#2

Structure 005623-2				
Pos.	Part no.	Quantity	Description	Specification
1	018845	1	Manifold	
2	601028	5	Adapter	R 1/4" UF – R 1/4" UF
3	601032	8	Adapter	BSP – 06
4	601101	6	Bonded seal	1/4"
5	601102	8	Bonded seal	3/8"
6	617009	1	Check valve	



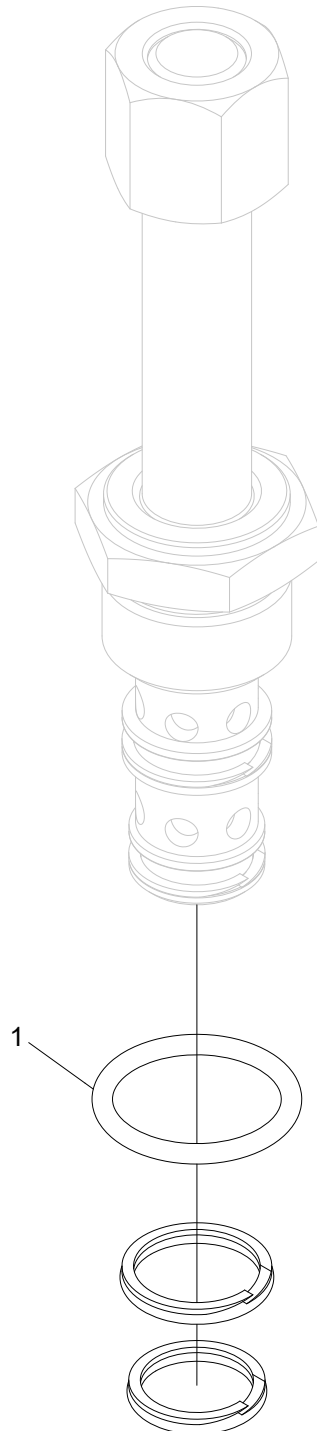
Left manifold #2

Structure 018845				
Pos.	Part no.	Quantity	Description	Specification
1	601000	7	Hex plug	1/8" R
2	617044	1	Check valve	0.34 bar
3	617013	2	Check valve	
4	619016	2	Pressure reducer valve	
5	601001	6	Hex plug	1/4" R
6	601002	6	Hex plug	3/8" R
7	601261	1	Test point	1/4"
8	613017	1	Orifice	M6 Ø 2.5 mm
9	617032	6	Pressure reducer valve	210 bar
10	010280	1	Directional valve	24V
11	011626	1	Directional valve	24V
12	613045	1	Plate	
13	612057	1	Directional valve	24V NG4
14	501029	4	Screw	MC6S M5x20 12.9
15	612033	1	Manifold	
16	501032	4	Screw	MC6S M5x35 12.9
17	501031	8	Screw	MC6S M5x30 12.9
18	613033	1	Orifice	M5 Ø 2.0 mm
19	613100	1	Orifice	M6 Ø 3.0 mm
20	612104	1	Plug	
21	018533	1	Manifold	



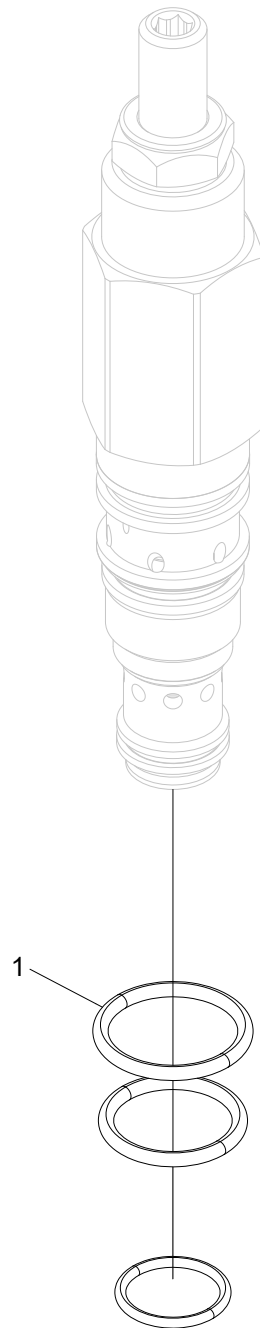
Manifold #2

Structure 018533				
Pos.	Part no.	Quantity	Description	Specification
1	540036	4	O-ring	7.65x1x78
2	503066	4	Washer	M5 Nordlock
3	501035	4	Screw	MC6S M5x50 12.9
4	601260	1	Test point	1/8"
5	612072	1	Directional valve	24V
6	612137	1	Solenoid	
7	612073	1	Pressure reducer valve	
8	613023	1	Orifice	M8 Ø0.8 mm



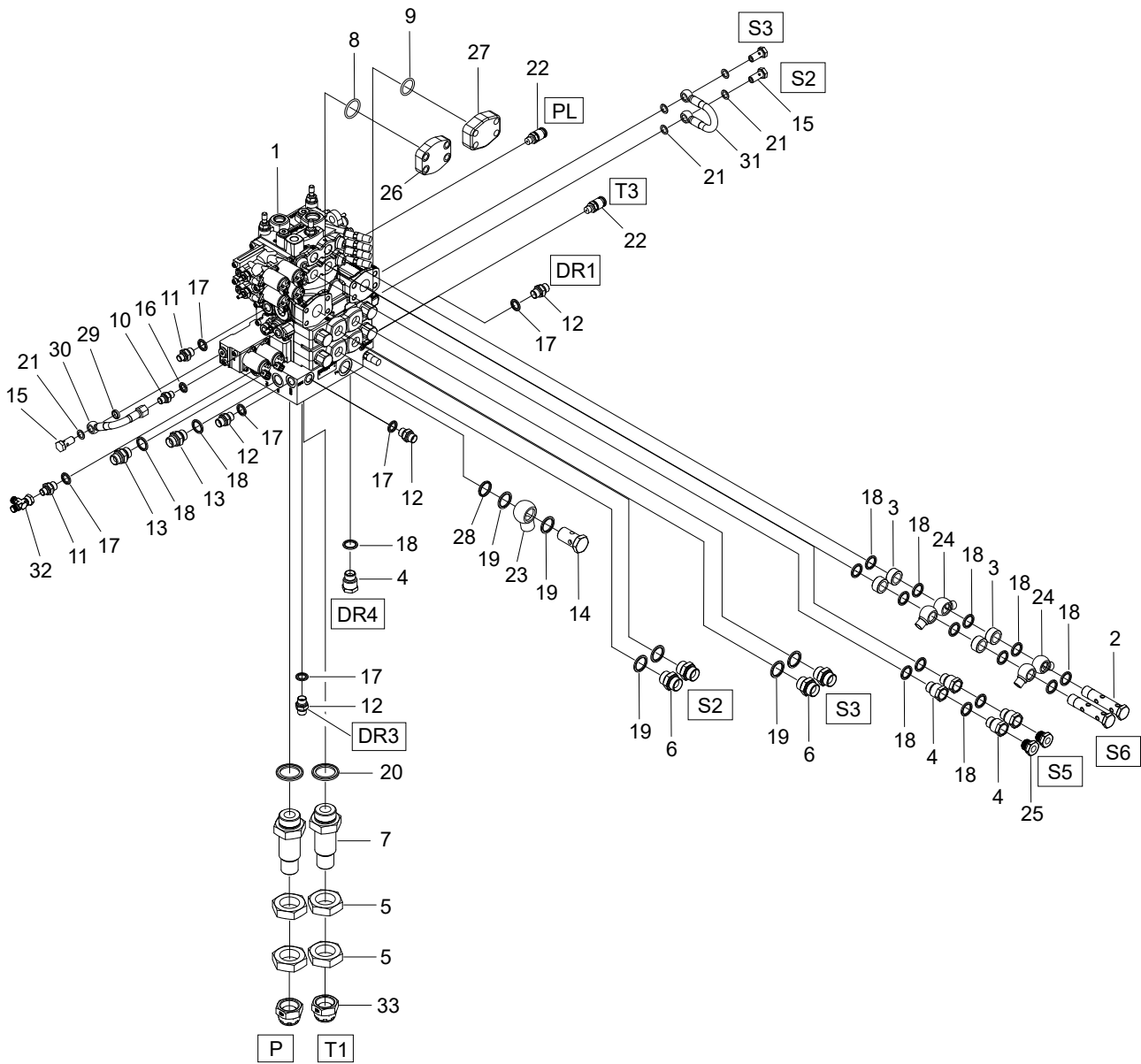
Directional valve #2

Structure 612072				
Pos.	Part no.	Quantity	Description	Specification
1	612077	1	Seal kit	



Pressure reducer valve #2

Structure 612073				
Pos.	Part no.	Quantity	Description	Specification
1	612074	1	Seal kit	

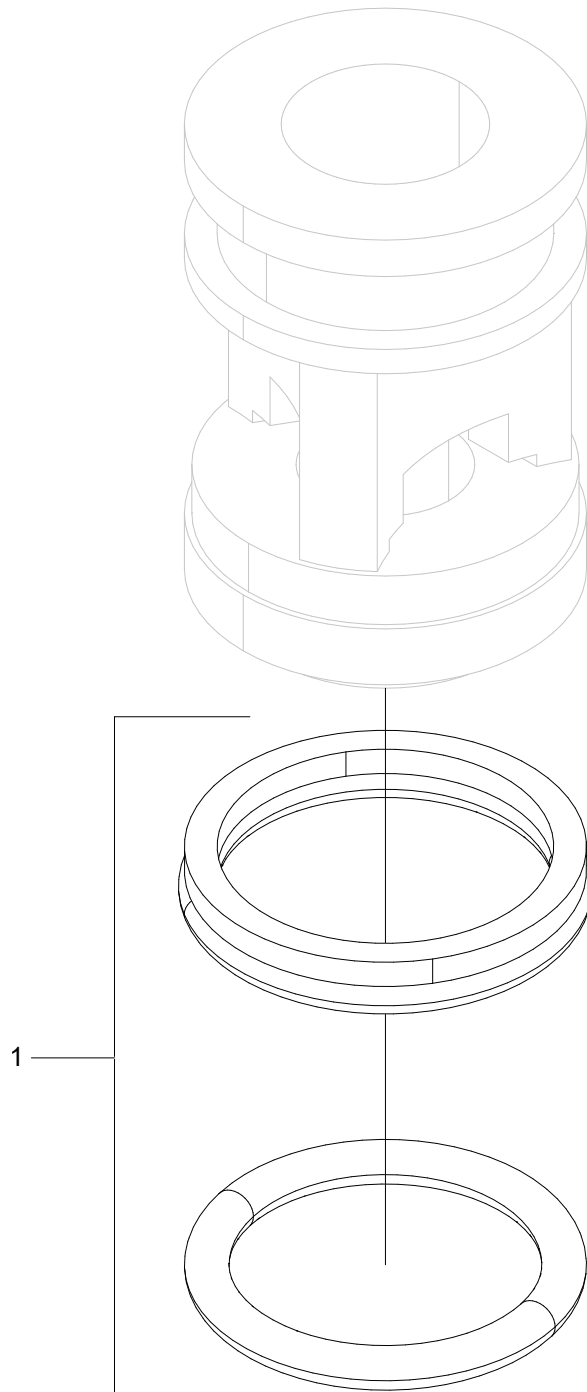


07/108

Log Max 7000Twin

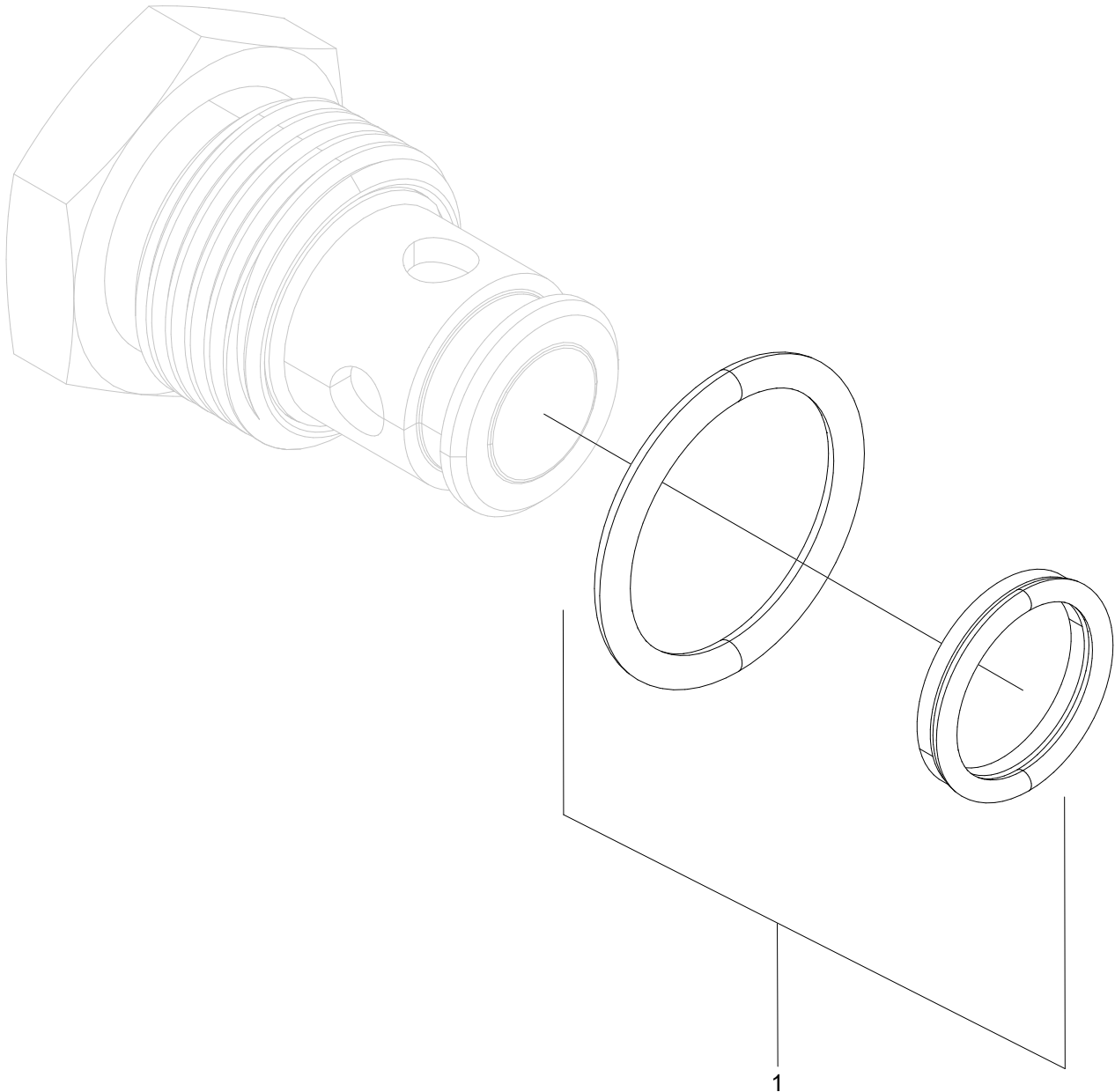
Right manifold assembly #2

Structure 006625-2				
Pos.	Part no.	Quantity	Description	Specification
1	611098-X	1	Manifold	
2	012476	2	Banjo screw	G 1/2"
3	012477	4	Spacer	
4	013805	5	Adapter	1/2" IF – 1/2" UF
5	014741	4	Nut	1 5/8"
6	016443	4	Adapter	G 3/4" – 3/4"
7	016504	2	Bulk head	R 1 1/4" – JIC 1 5/8"
8	543069	1	O-ring	37.69x3.53 – 90
9	543070	1	O-ring	32.92x3.53 – 90
10	601028	1	Adapter	R 1/4" UF – R 1/4" UF
11	601029	2	Adapter	R 1/4" UF – R 3/8" UF
12	601032	4	Adapter	BSP – 06
13	601036	2	Adapter	R 1/2" UF – R 1/2" UF
14	601067	1	Banjo screw	R 3/4"
15	601068	3	Banjo screw	R 1/4"
16	601101	1	Bonded seal	1/4"
17	601102	6	Bonded seal	3/8"
18	601103	17	Bonded seal	1/2"
19	601104	6	Bonded seal	3/4"
20	601106	2	Bonded seal	1 1/4"
21	601200	5	Copper seal	13x19x1.5
22	601261	2	Test point	1/4"
23	602017	1	Banjo screw	3/4"
24	602018	4	Banjo screw	R 1/2"
25	602059	2	Adapter	R 1/2" – R 1/4" UF – IF
26	602091	1	Plug	1 1/4"
27	602092	1	Plug	1"
28	602109	1	Seal ring	3/4"
29	602114	1	Seal ring	1/4"
30	649210	1	Hydraulic hose	A – side / A – sida
31	649211	1	Hydraulic hose	B – side / B – sida
32	601010	1	T-adapter	BSP -04 IM/UF/UF
33	602044	2	Plug	



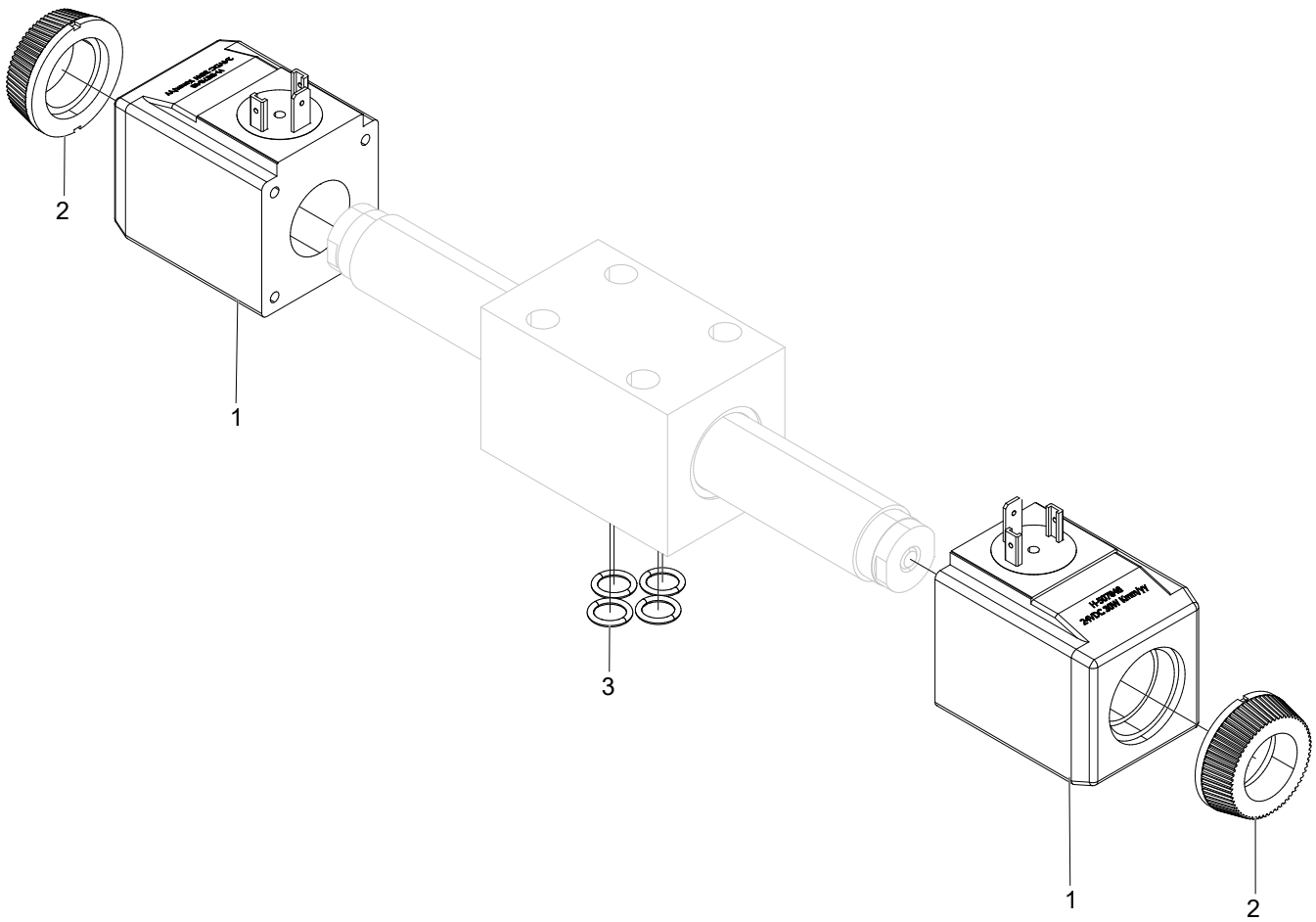
Check valve

Structure 617013				
Pos.	Part no.	Quantity	Description	Specification
1	620356	1	Seal kit	



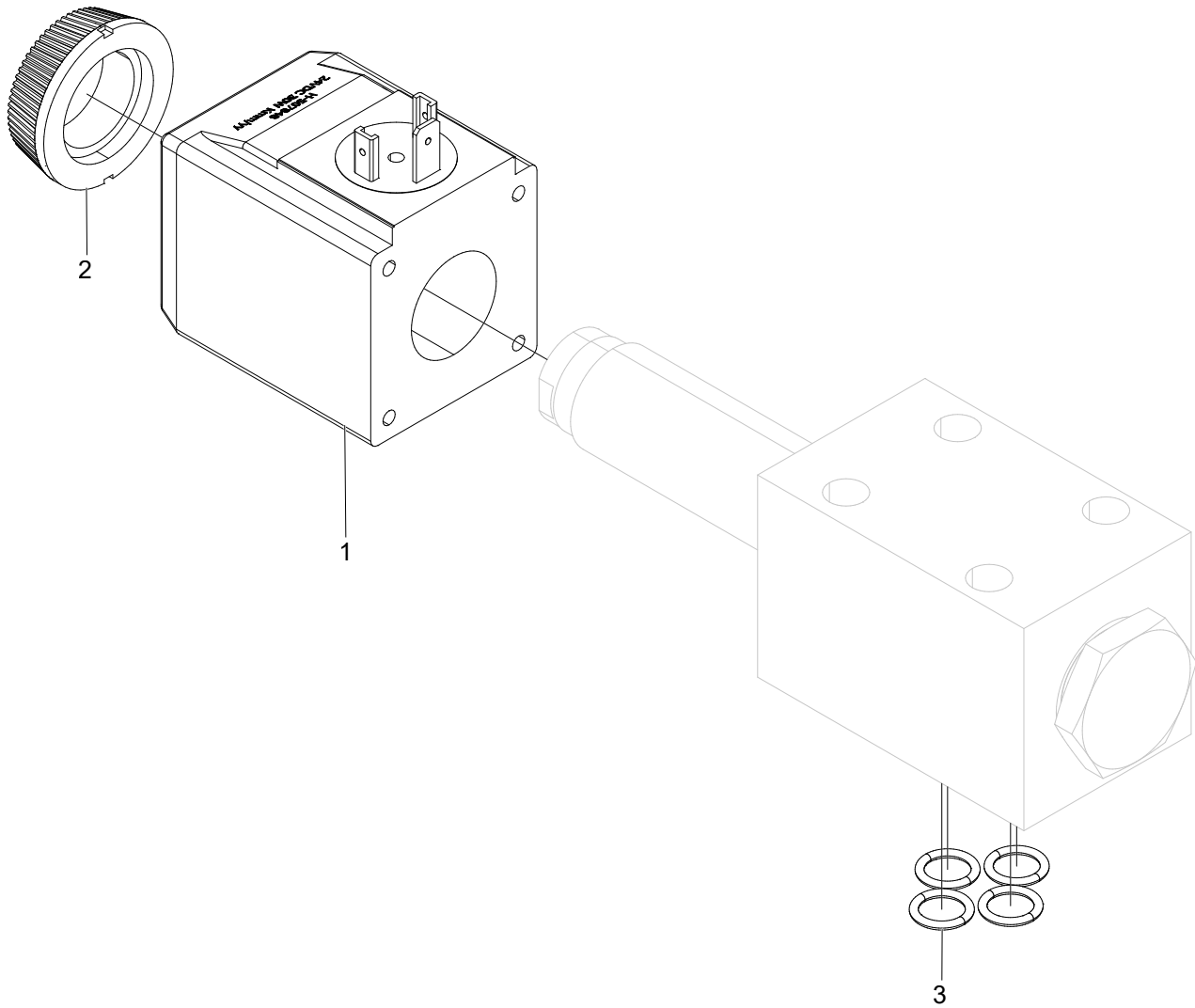
Check valve

Structure 617044				
Pos.	Part no.	Quantity	Description	Specification
1	620351	1	Seal kit	



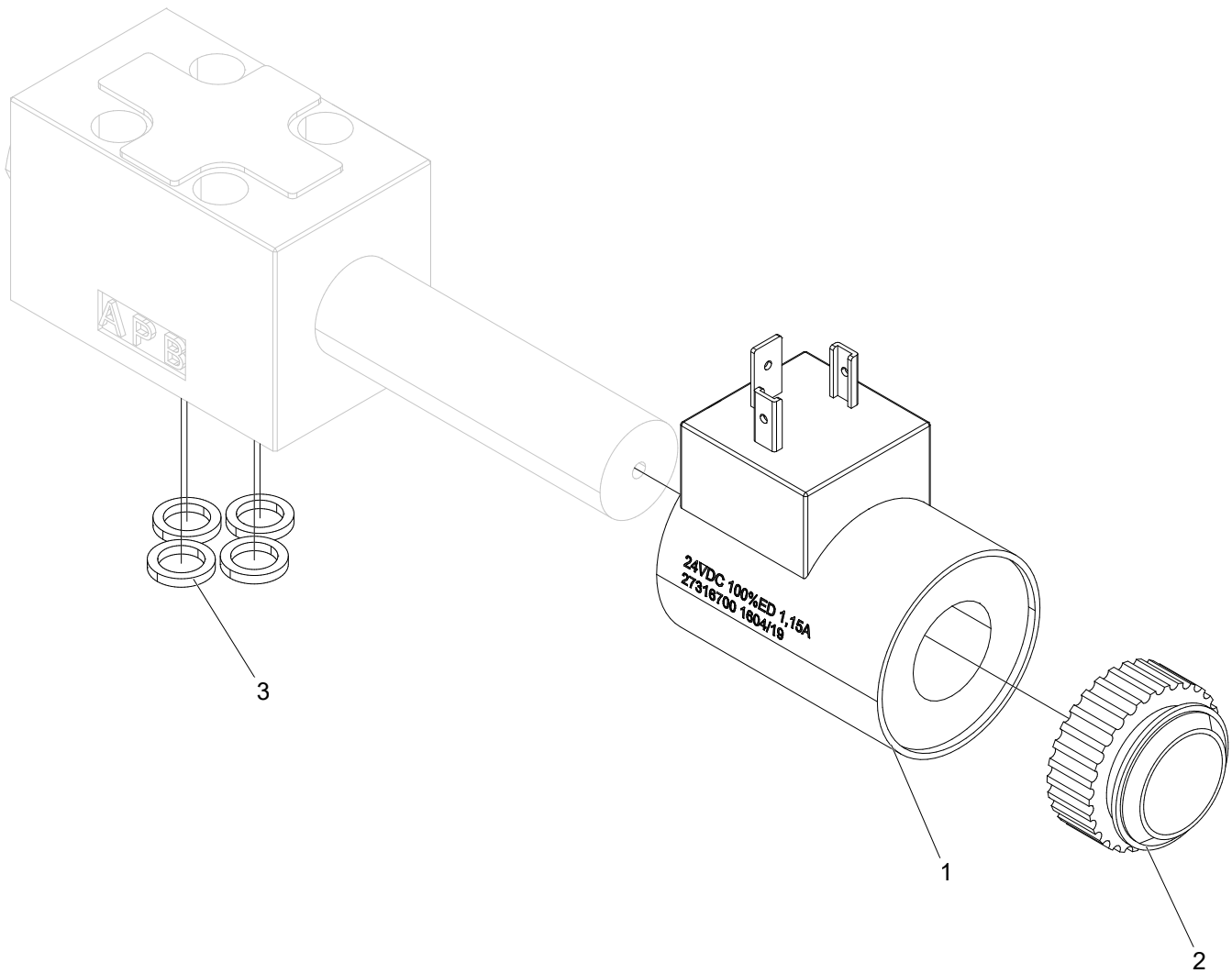
Directional valve 24V

Structure 010280				
Pos.	Part no.	Quantity	Description	Specification
1	613002	2	Solenoid	24 V
2	613059	2	Nut	Plastic / Plast
3	540006	4	O-ring	9.25x1.78



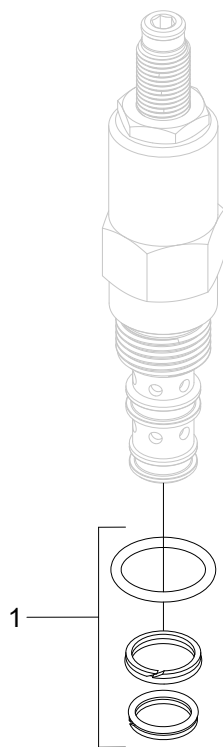
Directional valve 24V

Structure 011626				
Pos.	Part no.	Quantity	Description	Specification
1	613002	1	Solenoid	24V
2	613059	1	Nut	
3	540006	4	O-ring	9.25x1.78



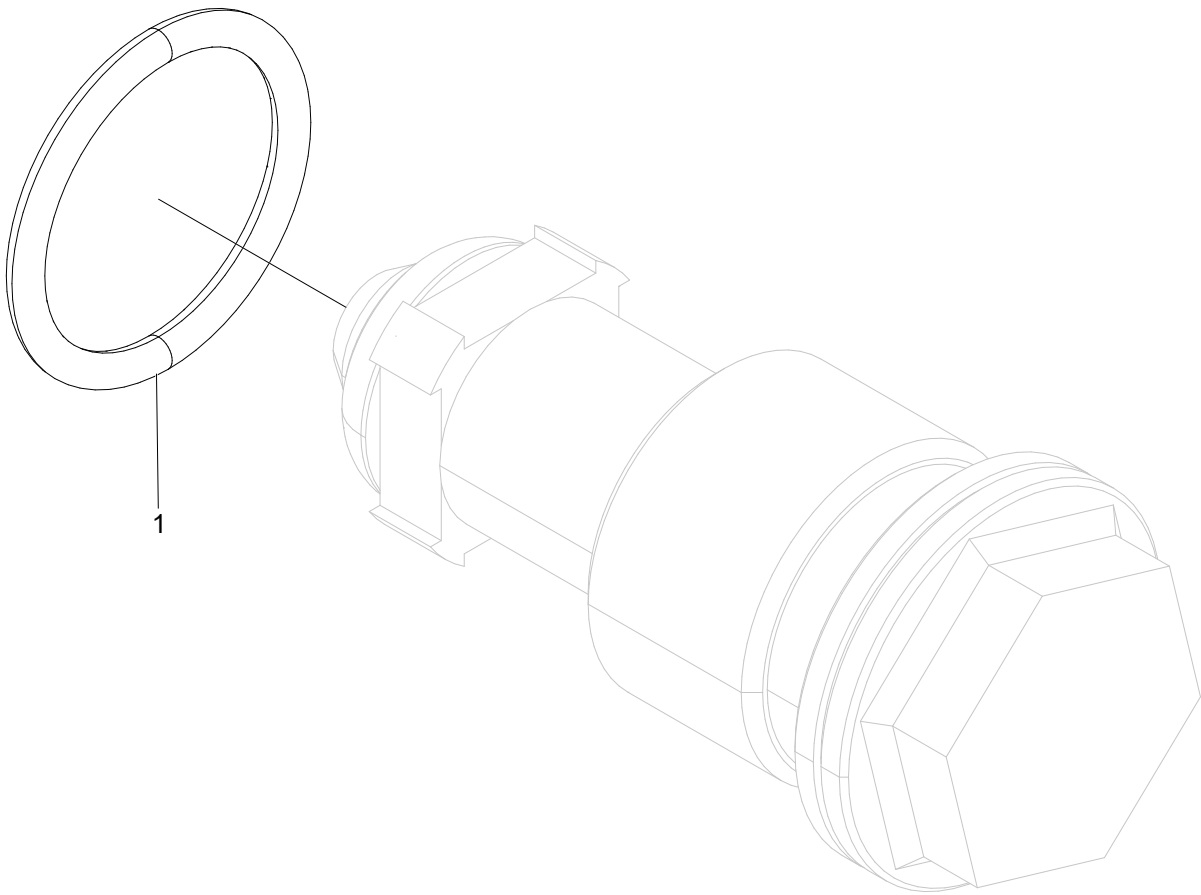
Directional valve 24V

Structure 612057				
Pos.	Part no.	Quantity	Description	Specification
1	613069	1	Solenoid	24 V
2	613105	1	Nut	Plastic / Plast
3	540037	4	O-ring	7.65x1.68



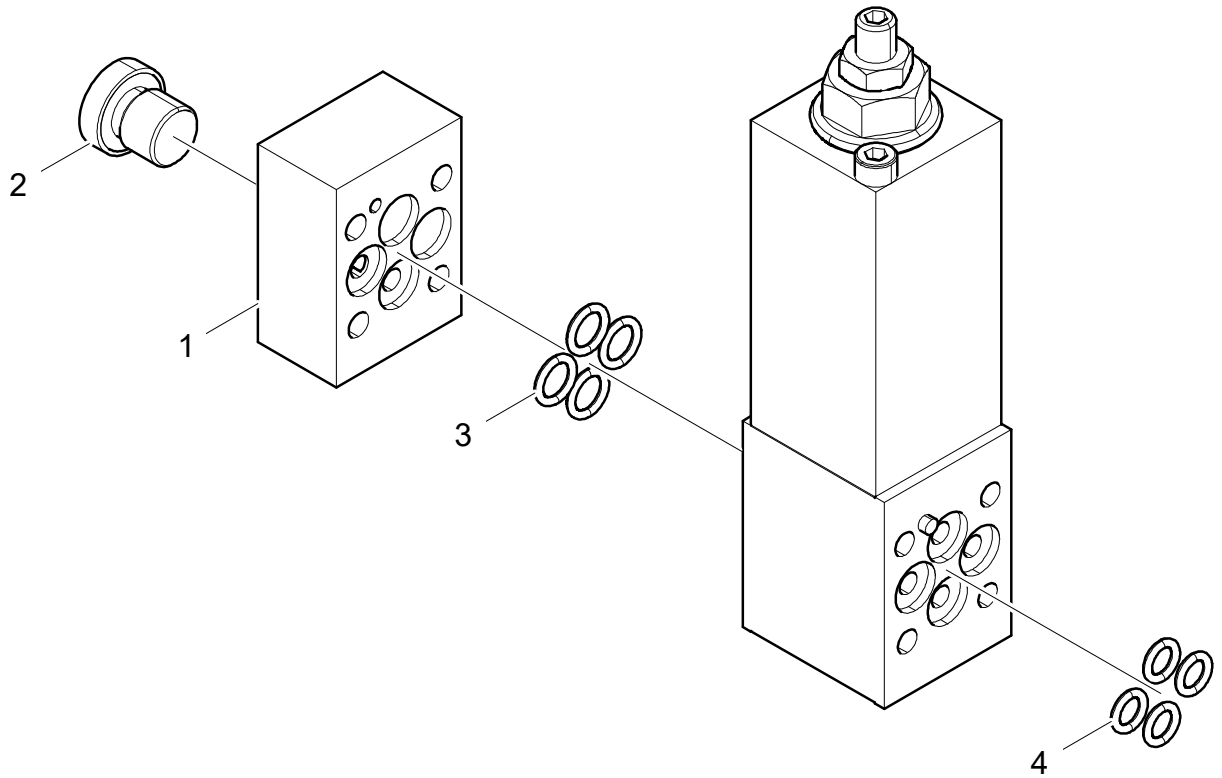
Pressure reducer valve

Structure 619016				
Pos.	Part no.	Quantity	Description	Specification
1	620352	1	Seal kit	



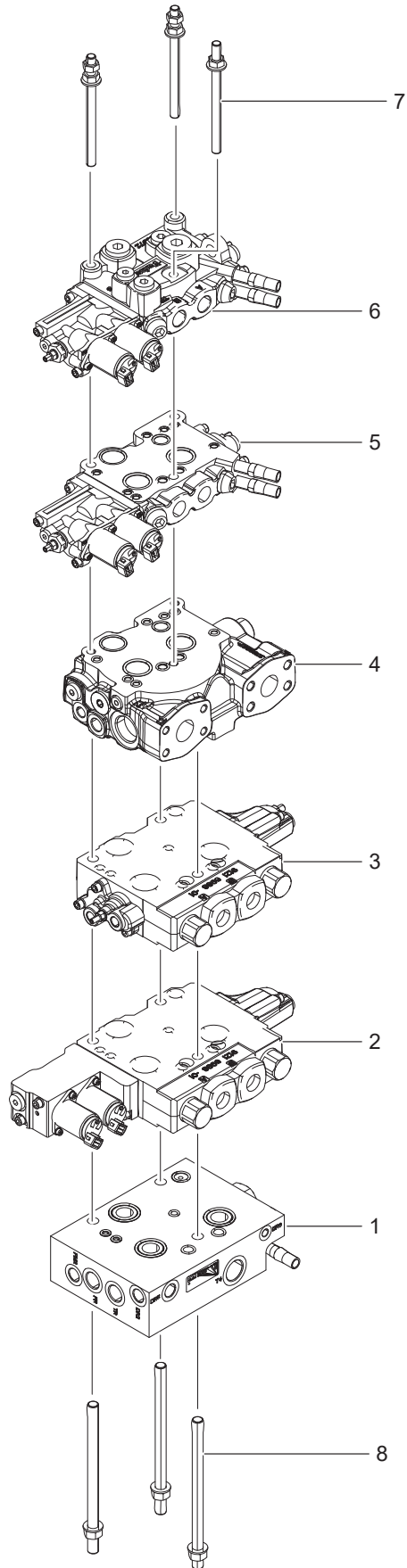
Pressure reducer valve

Structure 617032				
Pos.	Part no.	Quantity	Description	Specification
1	540043	1	Seal kit	



Sequence valve

Structure 619022				
Pos.	Part no.	Quantity	Description	Specification
1	613021	1	Cover	
2	601001	1	Hex plug	1/4" R
3	540036	4	O-ring	7.66x1.78
4	540034	4	O-ring	6.07x1.78

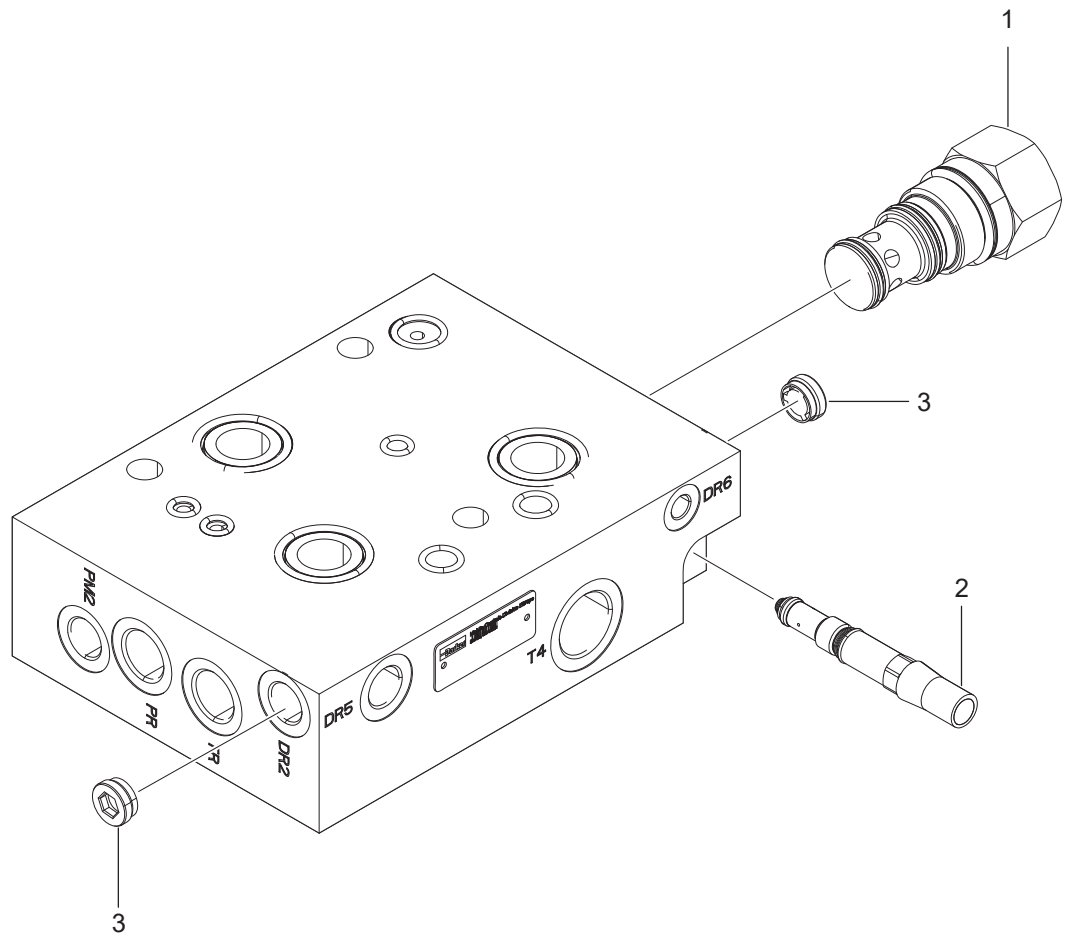


07/065

Log Max 7000C/XT/Twin

Right manifold

Structure 611098-X				
Pos.	Part no.	Quantity	Description	Specification
1	614216-01	1	Inlet section	S01
2	614215-01	1	Feed section	S02
3	614214-01	1	Feed section	S03
4	614210-01	1	Middle section	S04
5	614111-07	1	Knife section	S05
6	614120-01	1	End section	S06
7	611311-KIT	1	Tie rod kit	L=146 mm
8	611310-KIT	1	Tie rod kit	L=198 mm

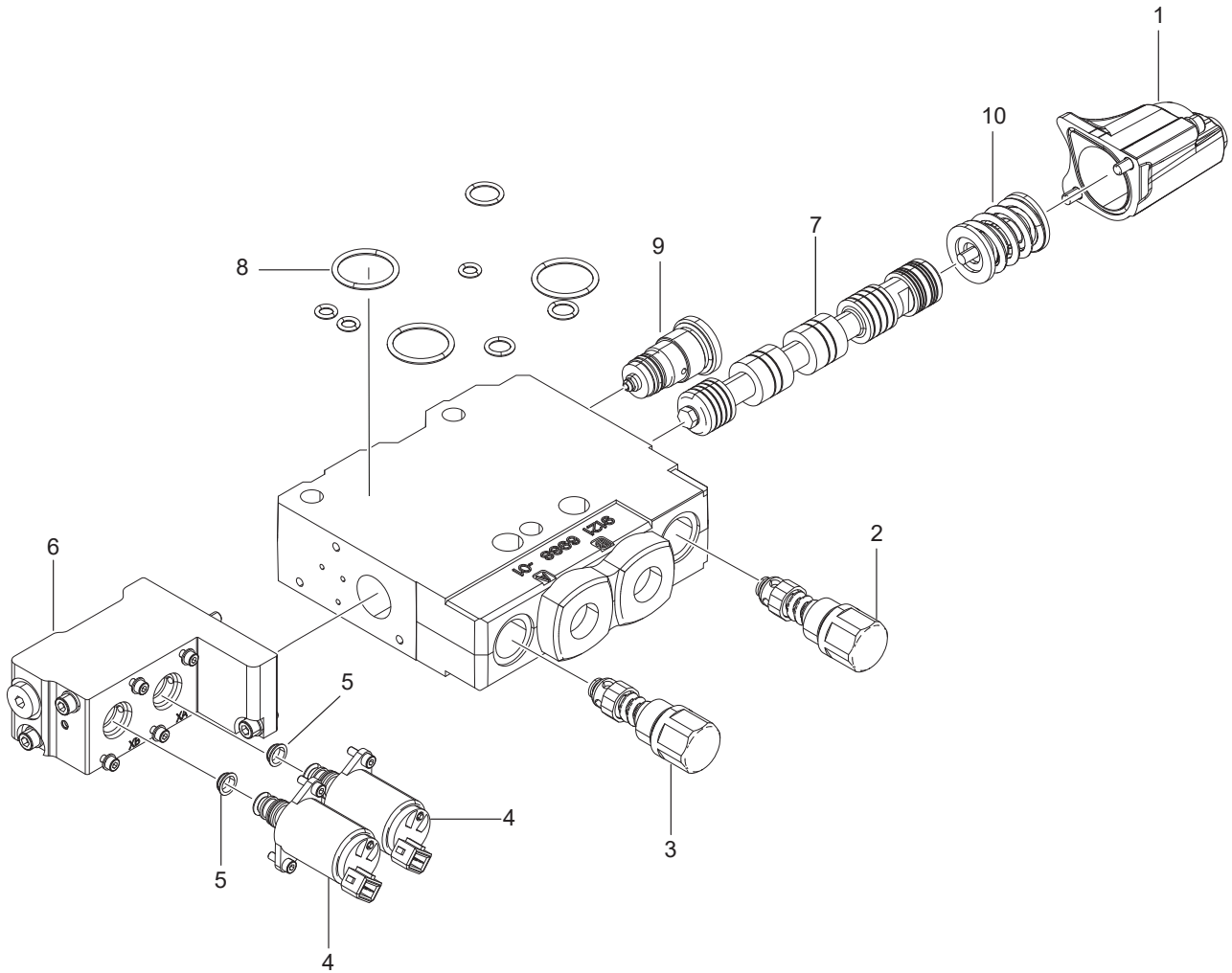


07/067

Log Max 7000C/XT/Twin/10000XT

Inlet section S01

Structure 614216-01				
Pos.	Part no.	Quantity	Description	Specification
1	620543	1	Logic element	
2	620397	1	Feed reducer	
3	617028	2	Check valve	

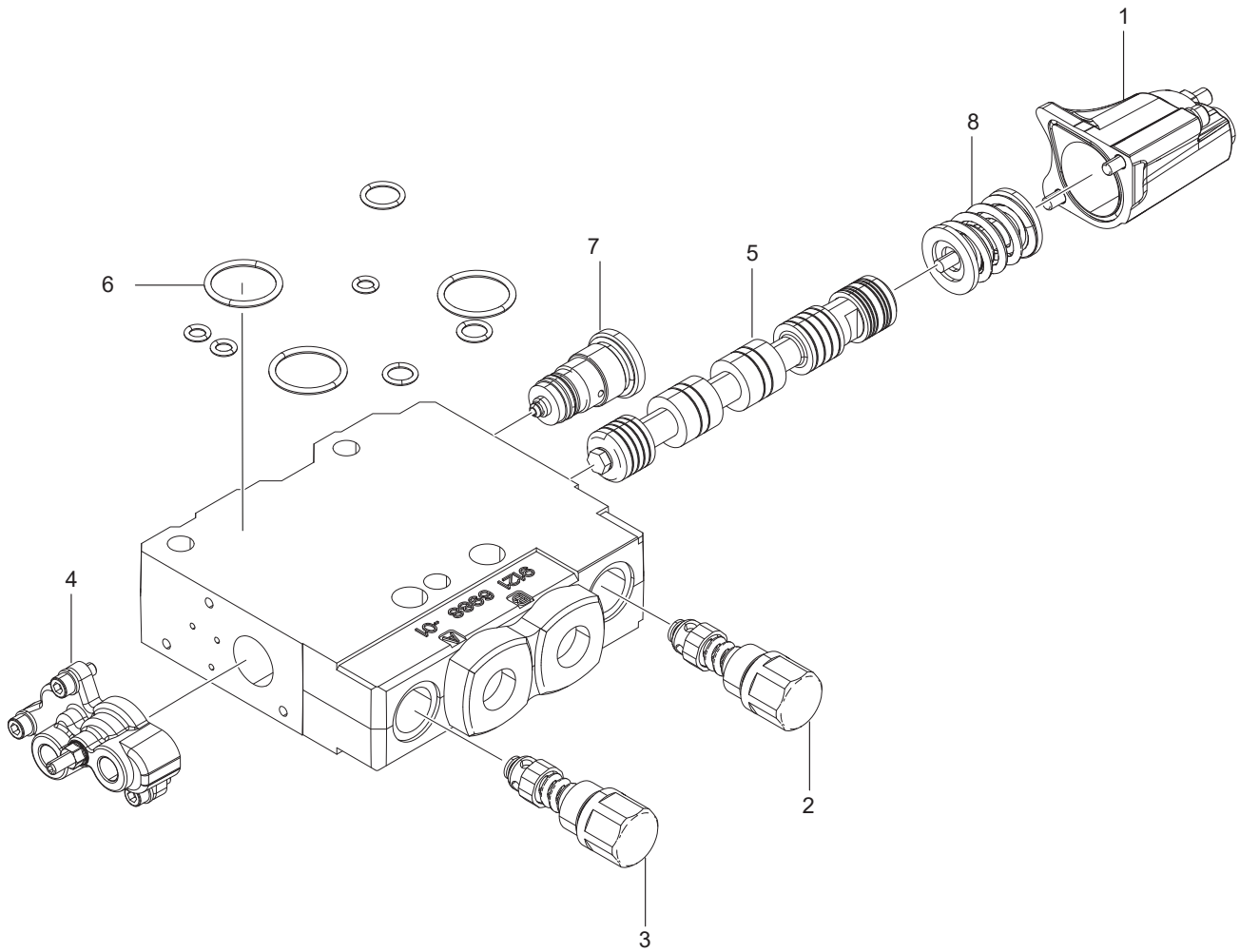


07/068

Log Max 7000C/XT/Twin

Feed section S02

Structure 614215-01				
Pos.	Part no.	Quantity	Description	Specification
1	611314	1	Cap kit	B – side / B – sida
2	611190	1	Relief valve	300 bar
3	611191	1	Relief valve	330 bar
4	620394	2	Solenoid	24V
5	620385	2	Restrictor	1.5 mm
6	611315	1	Cap kit	A – side / A – sida
7	620489	1	Spool	PUX
8	611302	1	Seal kit	
9	611320	1	Compensator plug	
10	620519	1	Spring kit	

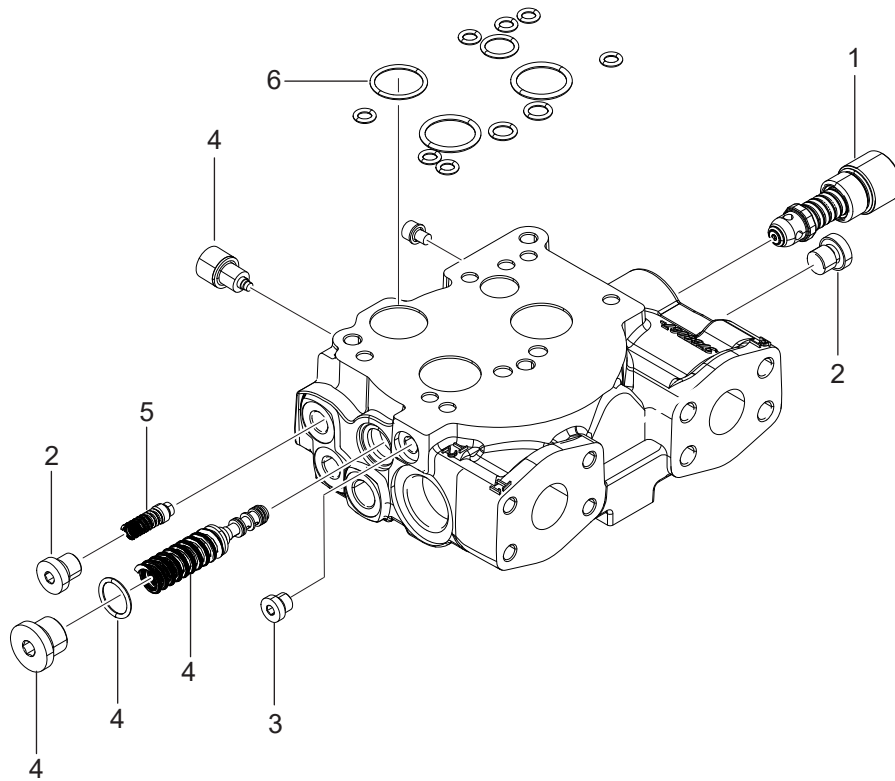


07/069

Log Max 7000C/XT/Twin

Feed section S03

Structure 614214-01				
Pos.	Part no.	Quantity	Description	Specification
1	611319	1	Cap kit	B – side / B – sida
2	611190	1	Relief valve	300 bar
3	611191	1	Relief valve	330 bar
4	611318	1	Cap kit	A – side / A – sida
5	620489	1	Spool	PUX
6	611302	1	Seal kit	
7	611320	1	Compensator plug	
8	620519	1	Spring kit	

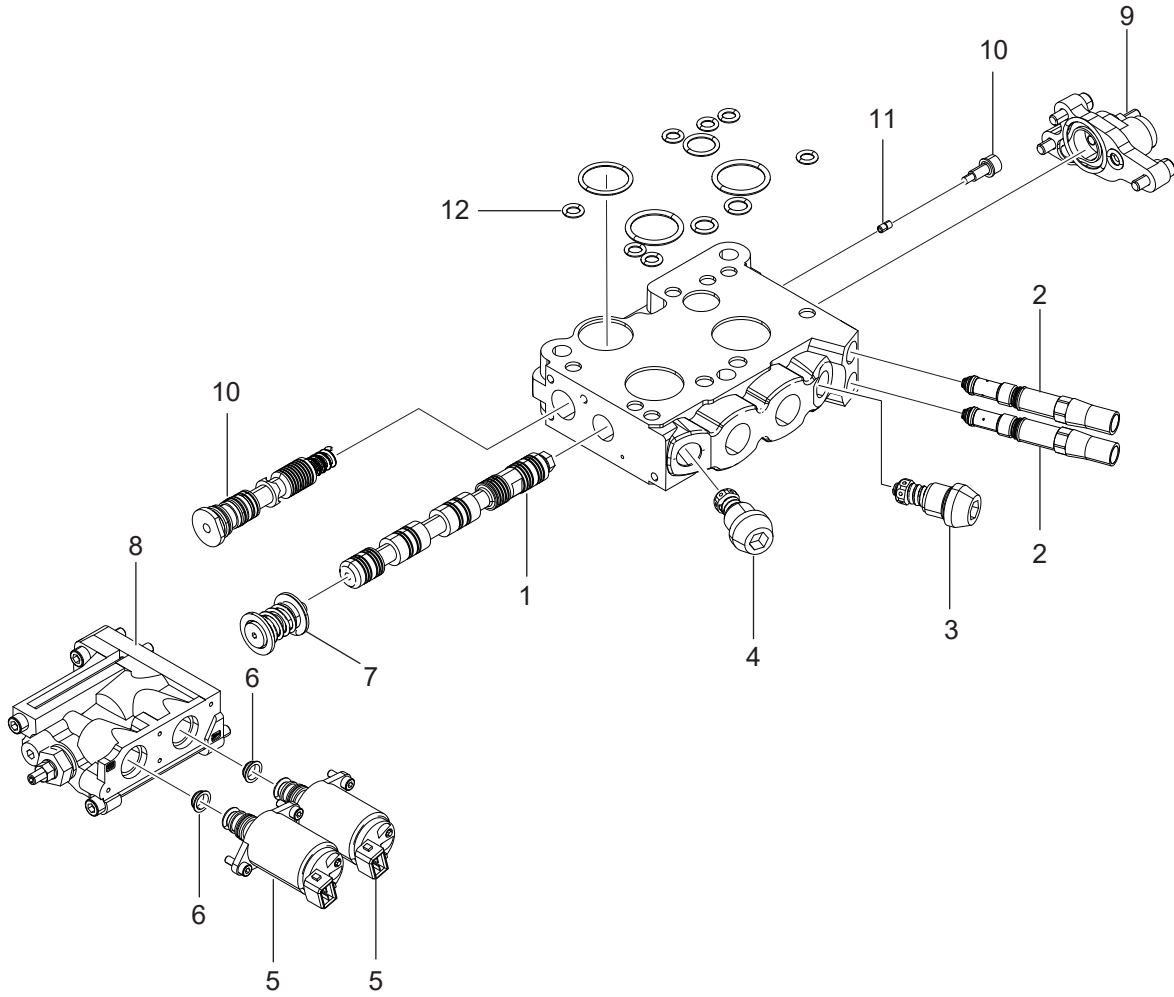


07/070

Log Max 7000C/XT/Twin/10000XT

Middle section S04

Structure 614210-01				
Pos.	Part no.	Quantity	Description	Specification
1	611194	1	Relief valve	350 bar
2	601001	2	Hex plug	1/4" R
3	611307	1	Plug	
4	611305	1	Pilot pressure reducer kit	35 bar, "Red"
	611306	1	Pilot pressure reducer kit	35 bar, "Green"
5	620426	1	Pilot strainer kit	
6	620377	1	Seal kit	

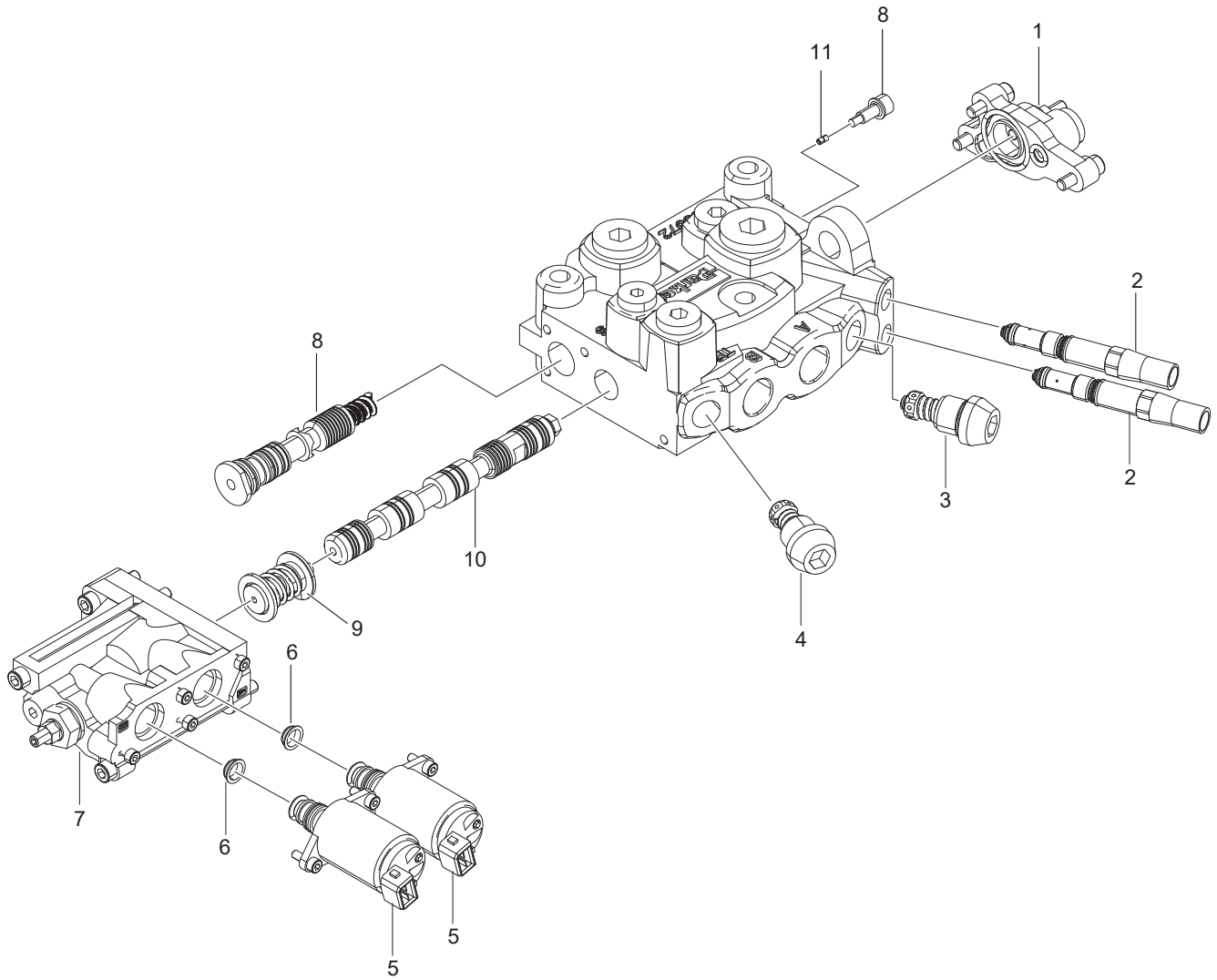


07/071

Log Max 7000C/XT/Twin

Knife section S05

Structure 614111-07				
Pos.	Part no.	Quantity	Description	Specification
1	620444	1	Spool	MBX
2	620397	2	Feed reducer	
3	620404	1	Relief valve	210 bar
4	620399	1	Relief valve	125 bar
5	620394	2	Solenoid	24V
6	620395	2	Restrictor	1.2 mm
7	620392	1	Spring kit	
8	620393	1	Cap kit	B – side / B – sida
9	620390	1	Cap kit	A – side / A – sida
10	620510	1	Compensator kit	K spring, "Blue" / K fjäder, "Blå"
	620512	1	Compensator kit	K spring, "Green"/ K fjäder "Grön"
11	620508	1	Restrictor	0.8 mm
12	620377	1	Seal kit	

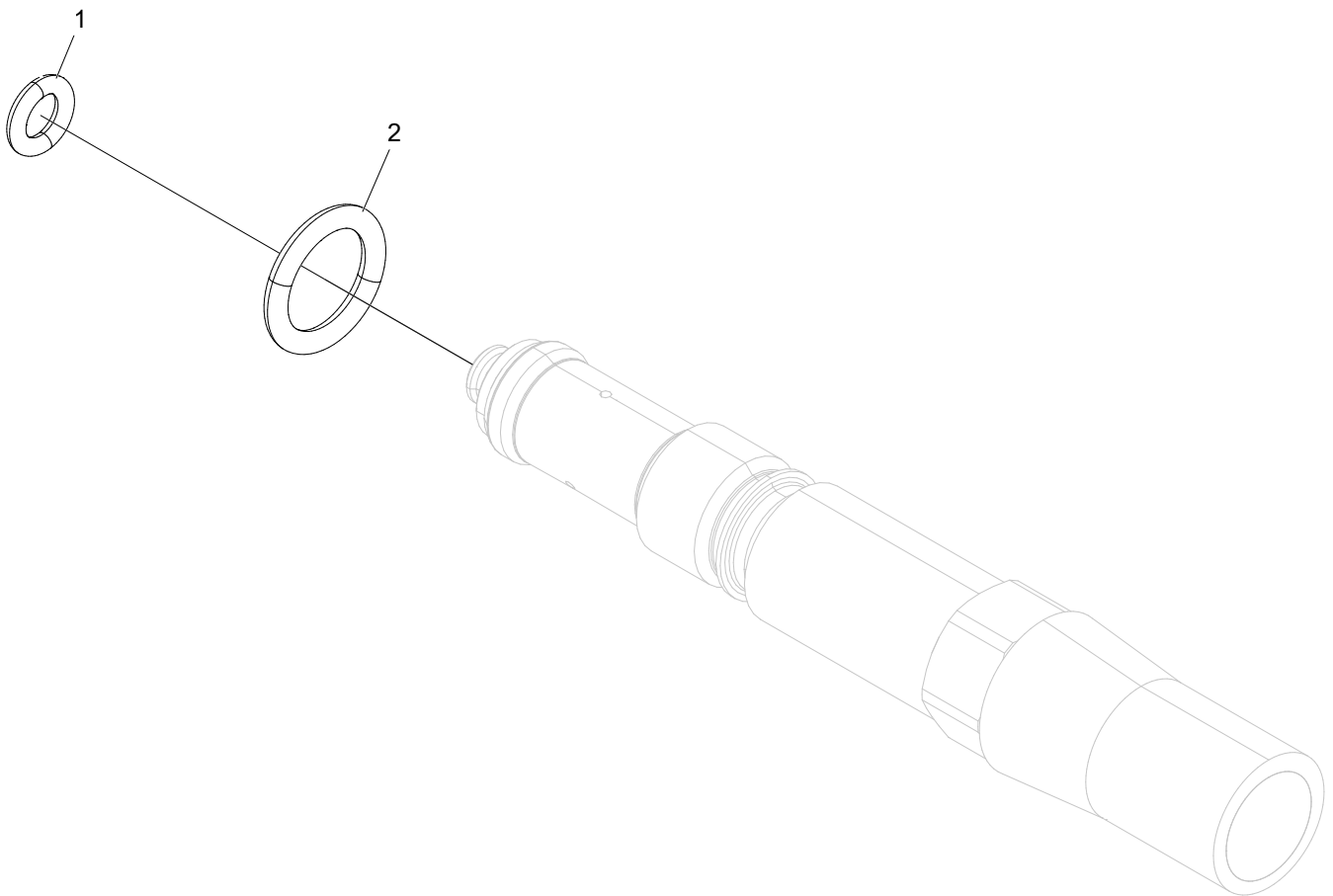


07/072

Log Max 7000C/XT/Twin

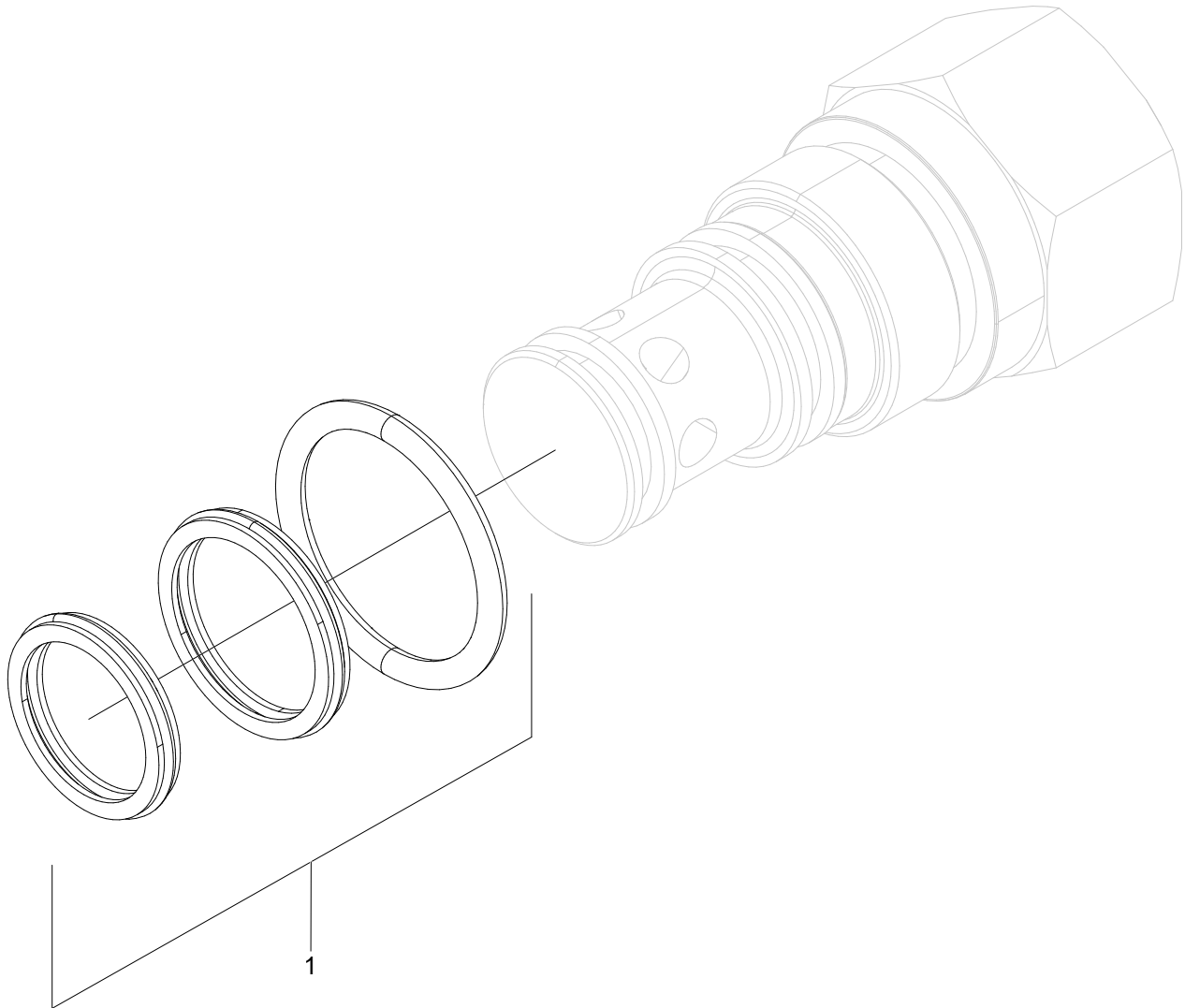
End section S06

Structure 614120-01				
Pos.	Part no.	Quantity	Description	Specification
1	620390	1	Cap kit	A – side / A – sida
2	620397	2	Feed reducer	
3	620404	1	Relief valve	210 bar
4	620399	1	Relief valve	125 bar
5	620394	2	Solenoid	24V
6	620395	2	Restrictor	1.2 mm
7	620393	1	Cap kit	B – side / B – sida
8	620511	1	Compensator kit	KX spring, "Blue"/ KX fjäder, "Blå"
	620513	1	Compensator kit	KX spring, Green"/KX fjäder, "Grön"
9	620392	1	Spring kit	
10	620447	1	Spool	LFX
11	620508	1	Restrictor	0.8 mm



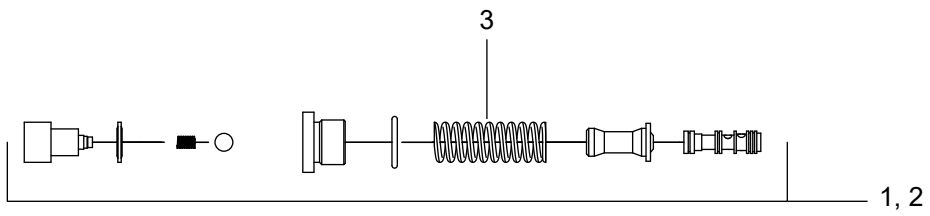
Feed reducer

Structure 620397				
Pos.	Part no.	Quantity	Description	Specification
1	540001	1	O-ring	4.1x1.6
2	543022	1	O-ring	9.5x2.0



Logic element

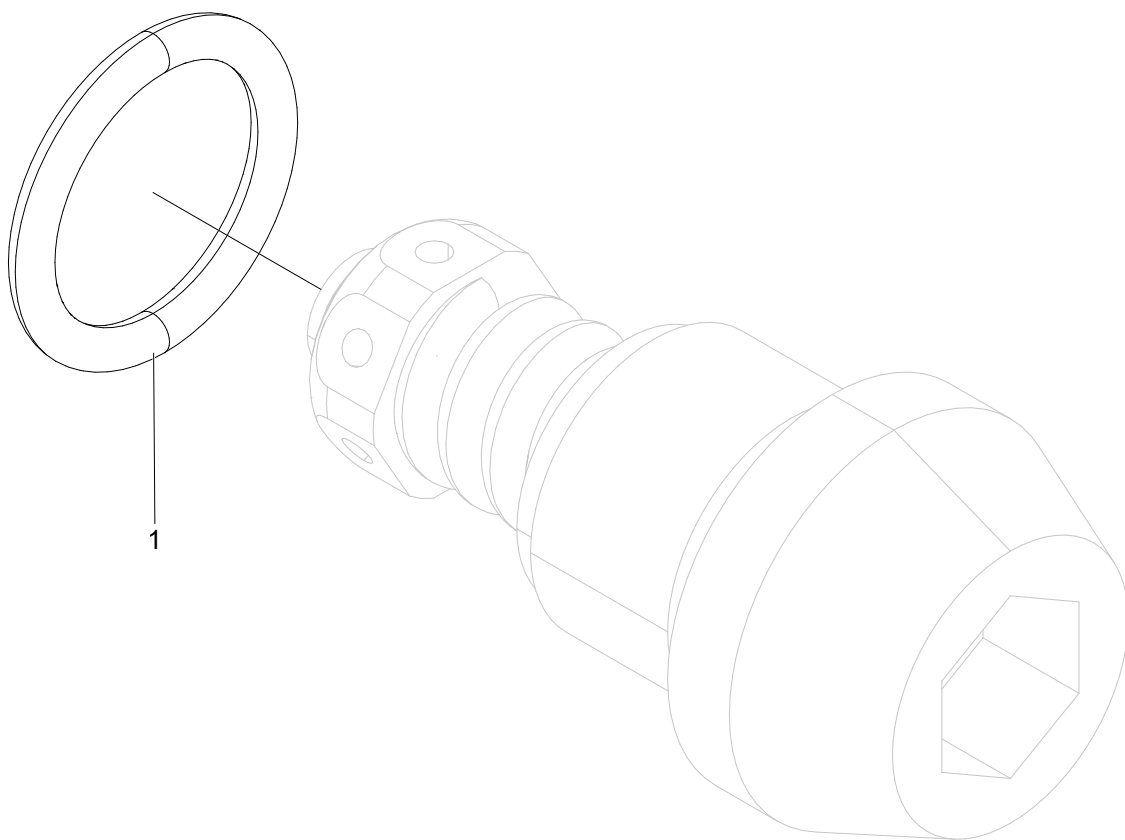
Structure 620543				
Pos.	Part no.	Quantity	Description	Specification
1	611309	1	Seal kit	



07 / 013

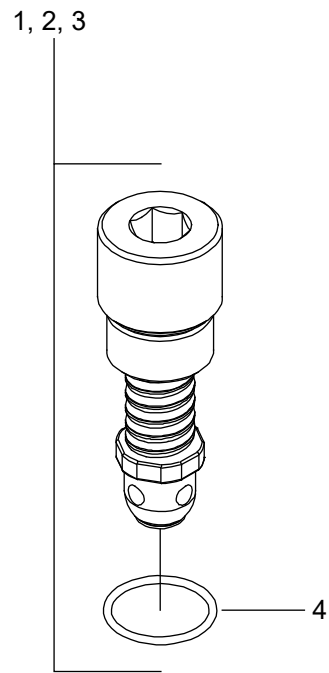
Pilot reducer

Structure				
Pos.	Part no.	Quantity	Description	Specification
1	611305	1	Pilot reducer	35 bar, R
2	611306	1	Pilot reducer	35 bar, G
3	620425	1	Spring	35 bar



Relief valves

Structure 620399, 620404				
Pos.	Part no.	Quantity	Description	Specification
1	540072	1	O-ring	15.3x2.4

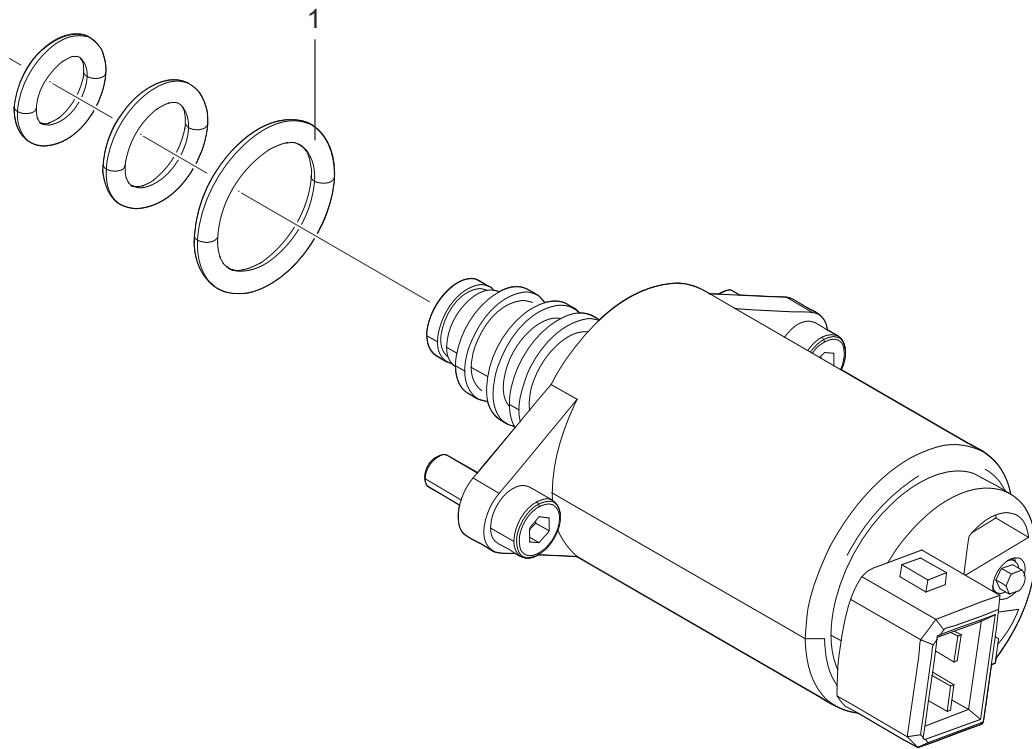


07/085

Log Max

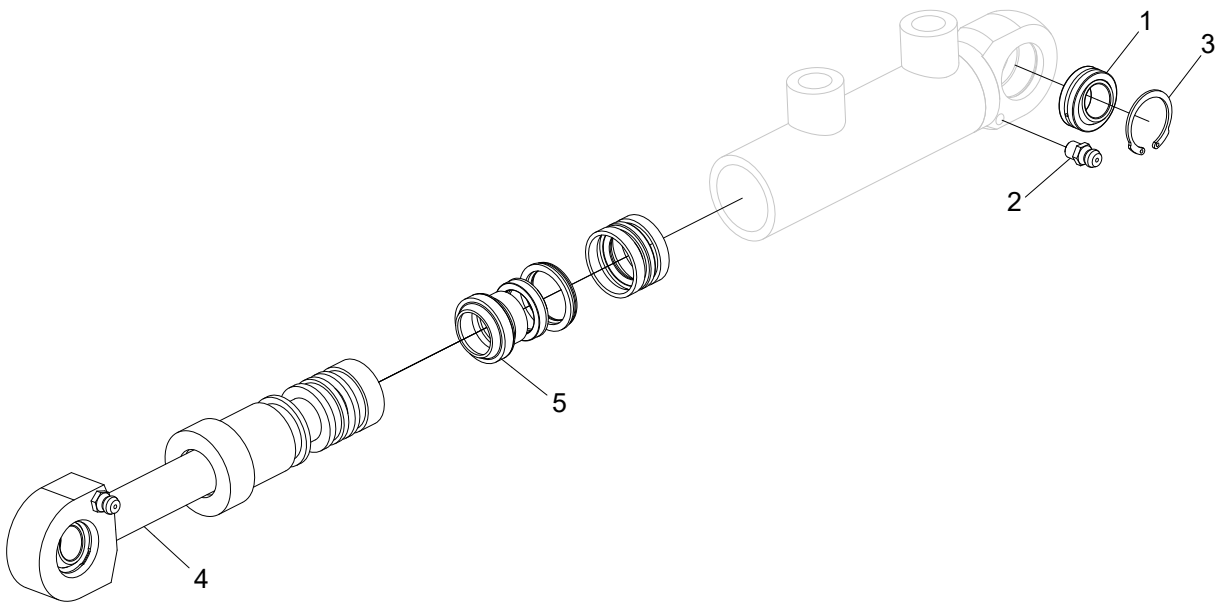
Relief valves

Structure				
Pos.	Part no.	Quantity	Description	Specification
1	611190	1	Relief valve	300 bar
2	611191	1	Relief valve	330 bar
3	611194	1	Relief valve	350 bar
4	540047	1	O-ring	21.95x1.78



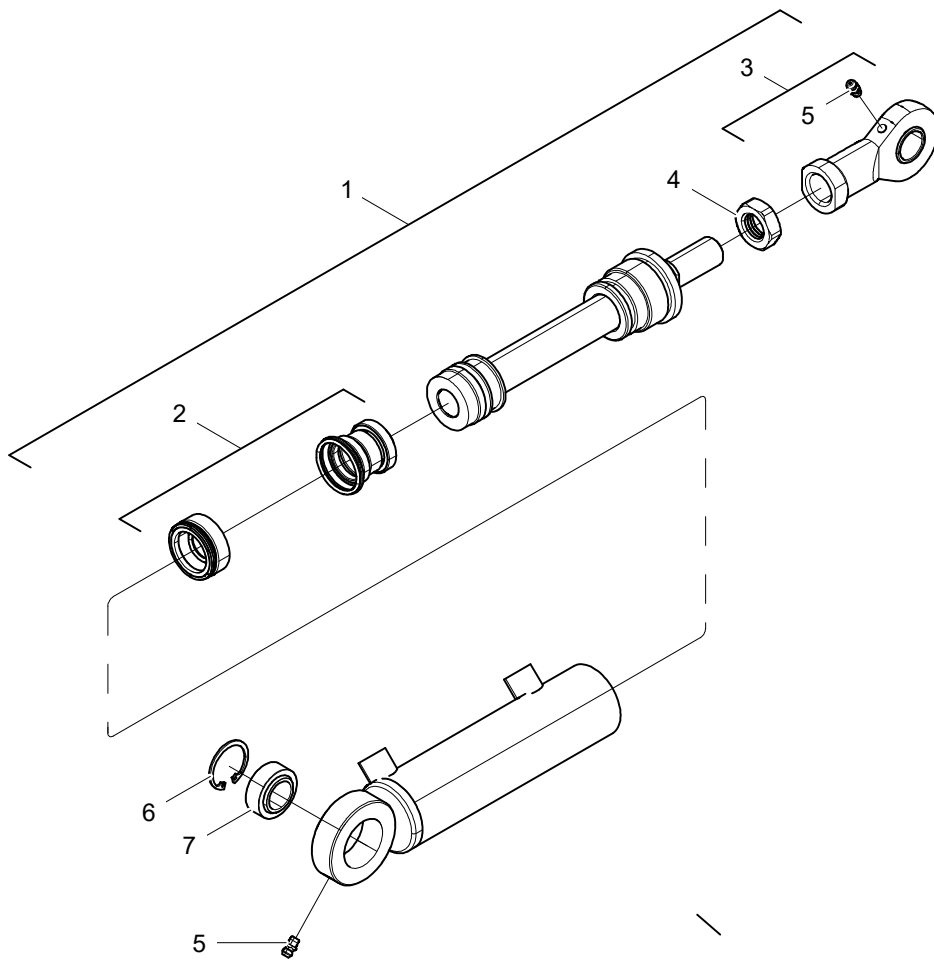
Solenoid 24V

Structure 620394				
Pos.	Part no.	Quantity	Description	Specification
1	620374	1	Seal kit	



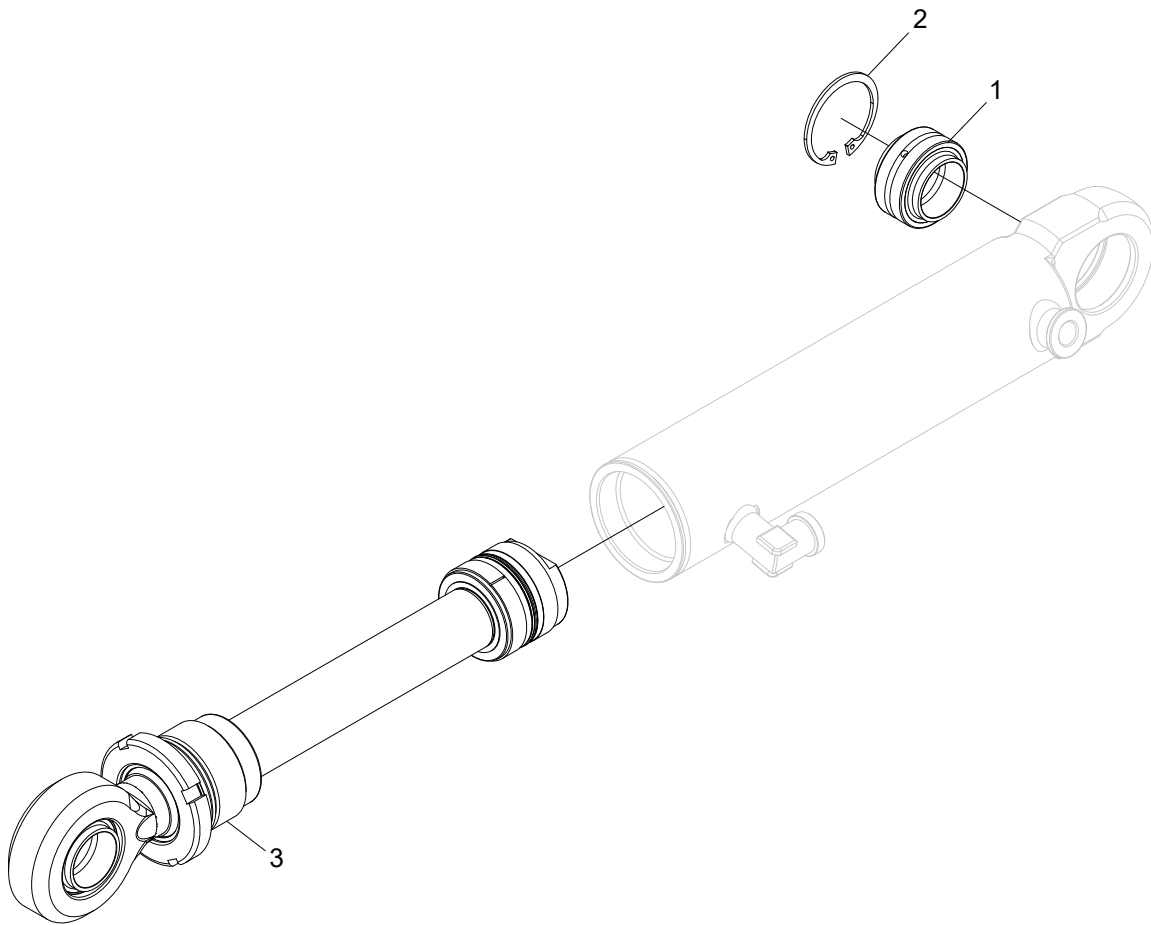
Cylinder Ø15/16-45

Structure 015462				
Pos.	Part no.	Quantity	Description	Specification
1	015220	1	Spherical bushing	GE 12 E S
2	625004	1	Grease nipple	M6
3	517214	1	Circlip	JV 22
4	620060-KIT	1	Rod kit	
5	620003	1	Seal kit	



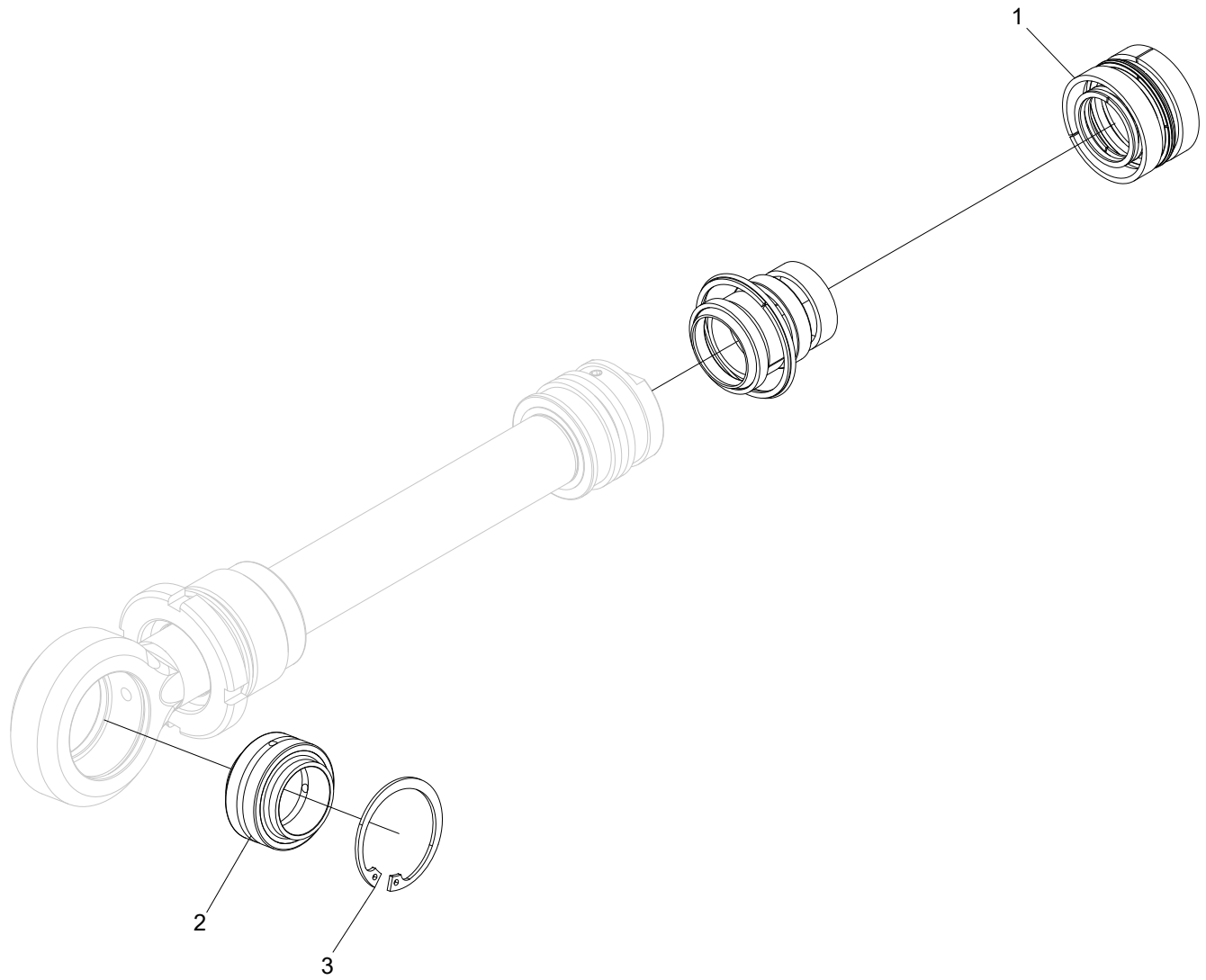
Cylinder Ø40/25-106

Structure 015669				
Pos.	Part no.	Quantity	Description	Specification
1	620631-KIT	1	Rod kit	
2	620071	2	Seal kit	
3	510120	2	Link head	
4	502704	2	Nut	M20x1.5
5	625004	1	Grease nipple	M6
	625005	1	Grease nipple	M6 – 90
6	517227	1	Circlip	JV 35
7	510005	1	Spherical bushing	GE 20 ES



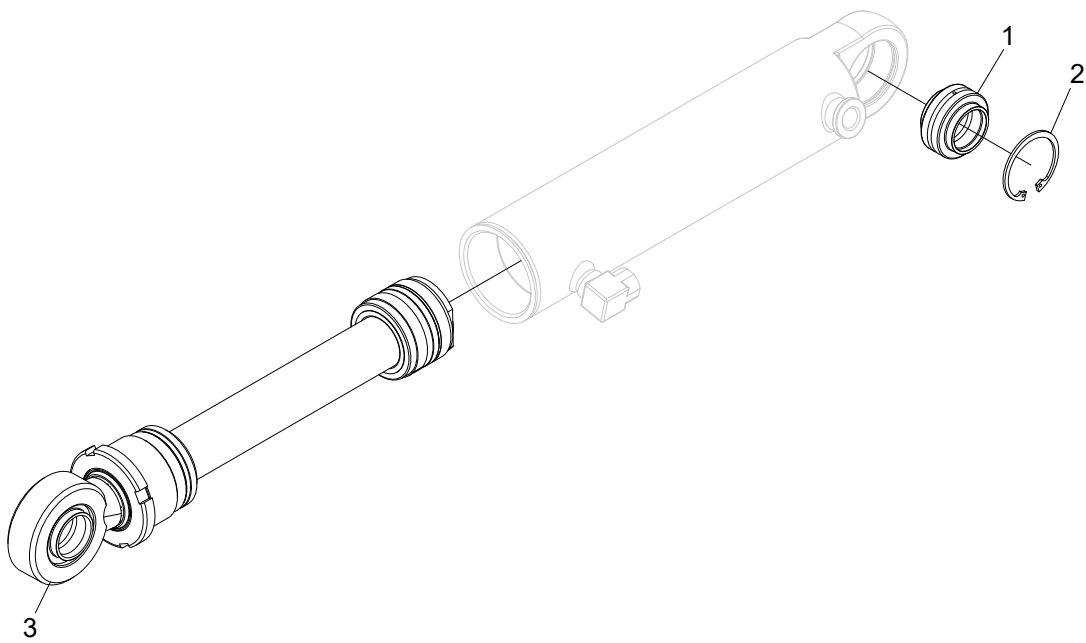
Hydraulic cylinder

Structure 018987				
Pos.	Part no.	Quantity	Description	Specification
1	510007	1	Spherical bushing	GE30HO-2RS
2	517240	1	Circlip	SGH 47
3	10000253	1	Rod kit	



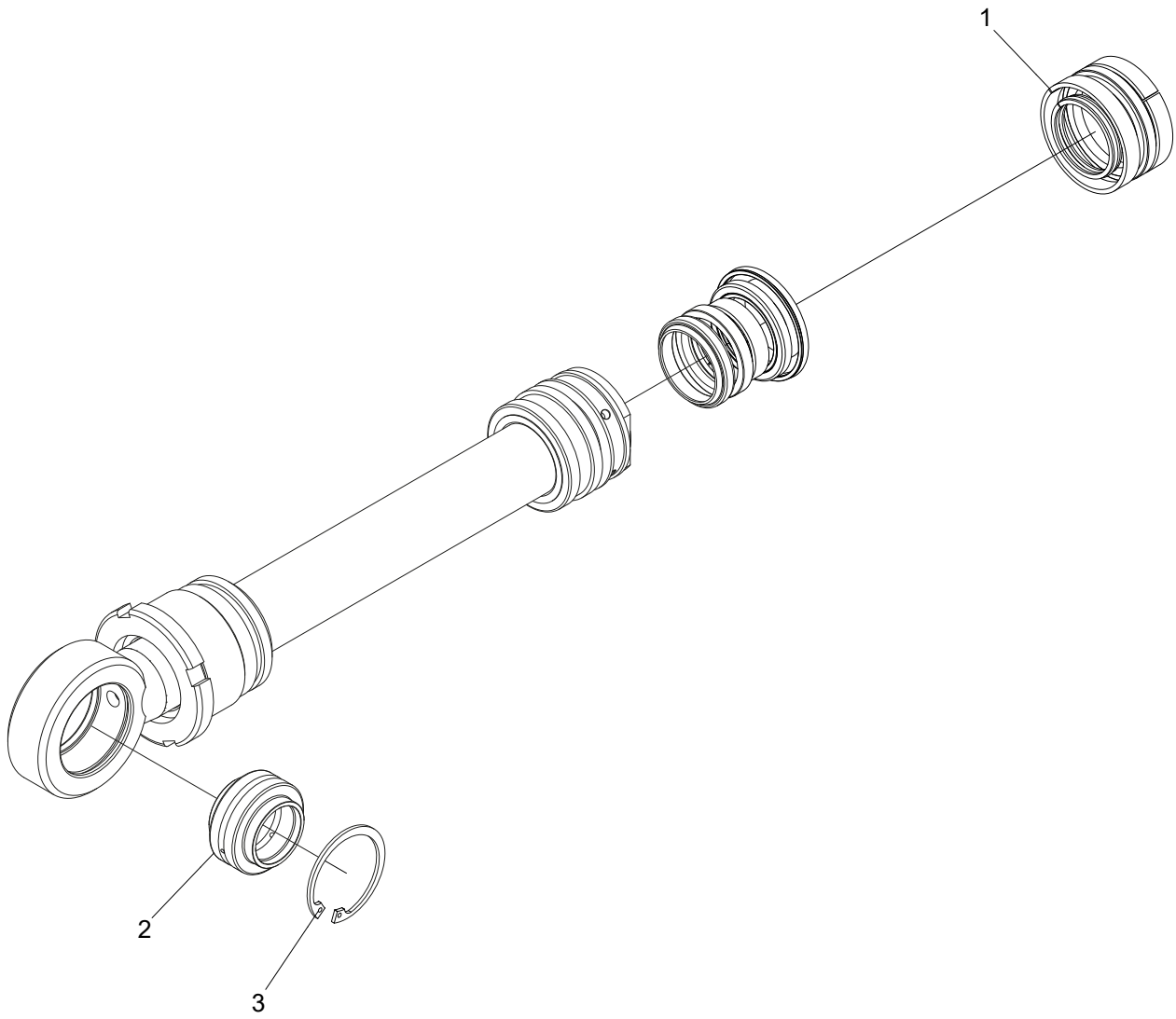
Rod kit

Structure 10000253				
Pos.	Part no.	Quantity	Description	Specification
1	10000241	1	Seal kit	
2	510007	1	Spherical bushing	GE30HO-2RS
3	517240	1	Circlip	SGH 47



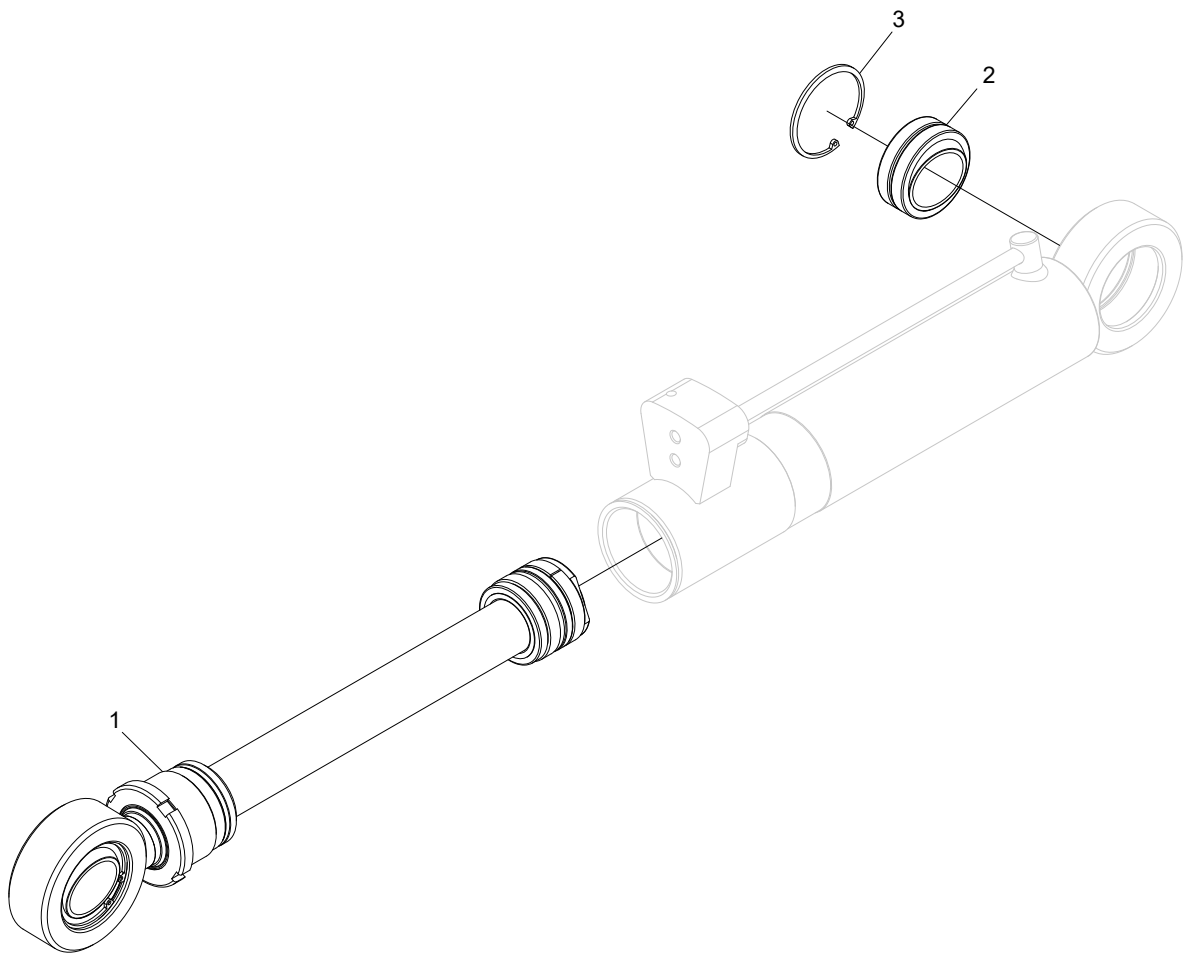
Hydraulic cylinder

Structure 018997				
Pos.	Part no.	Quantity	Description	Specification
1	510050	1	Spherical bushing	GEEW32-ES
2	517245	1	Circlip	SGH 52
3	10000481	1	Rod kit	



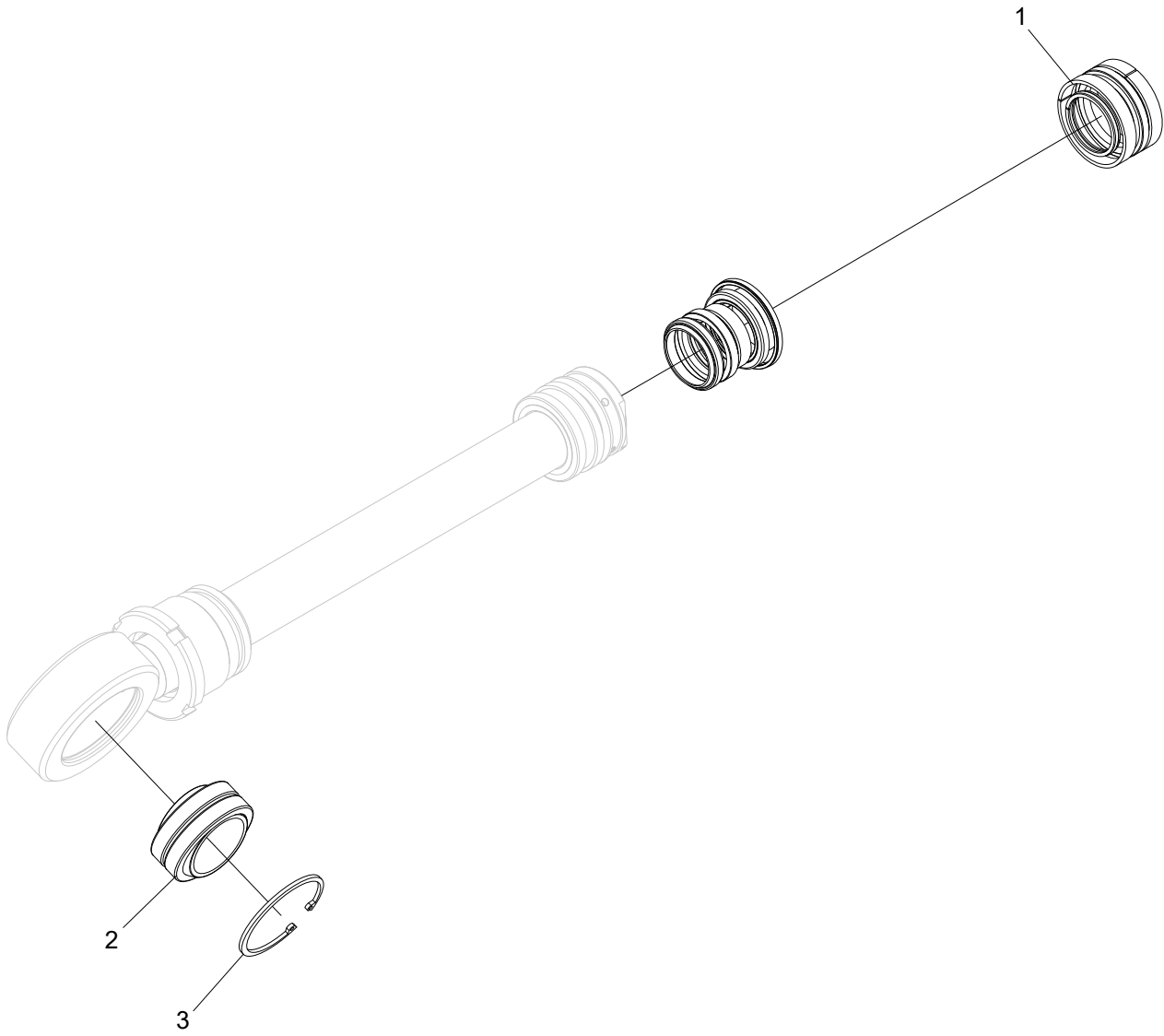
Rod kit

Structure 10000481				
Pos.	Part no.	Quantity	Description	Specification
1	10000480	1	Seal kit	
2	510050	1	Spherical bushing	GEEW32-ES
3	517245	1	Circlip	SGH 52



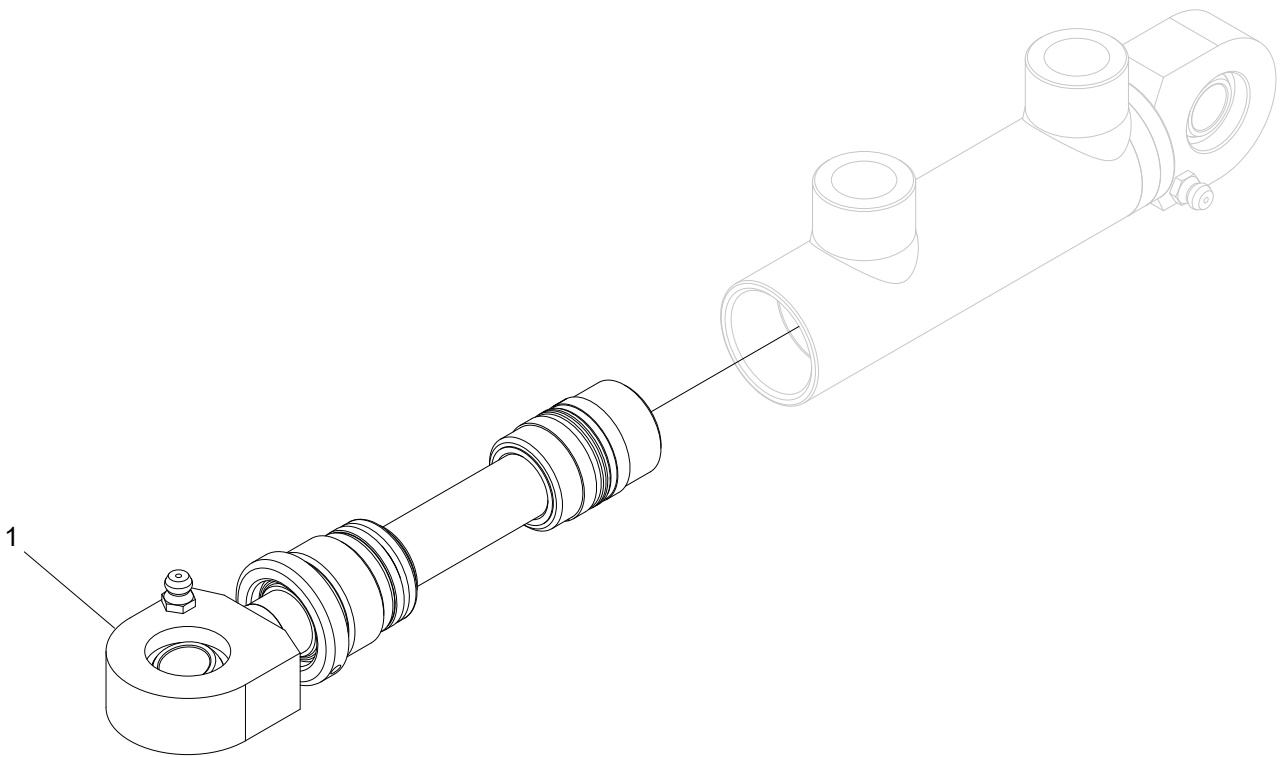
Hydraulic cylinder

Structure 018989				
Pos.	Part no.	Quantity	Description	Specification
1	10000248	1	Rod kit	
2	510011	1	Spherical bushing	GE45-ES
3	517253	1	Circlip	SGH 68



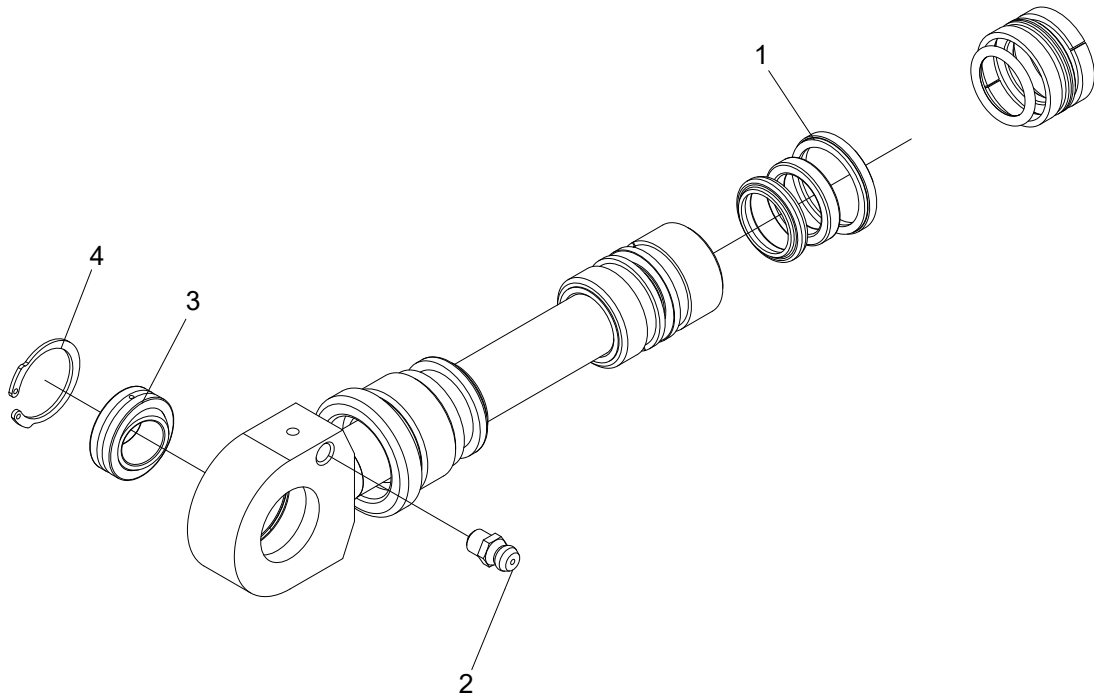
Rod kit

Structure 10000248				
Pos.	Part no.	Quantity	Description	Specification
1	10000244	1	Seal kit	
2	510011	1	Spherical bushing	GE45-ES
3	517253	1	Circlip	SGH 68



Hydraulic cylinder

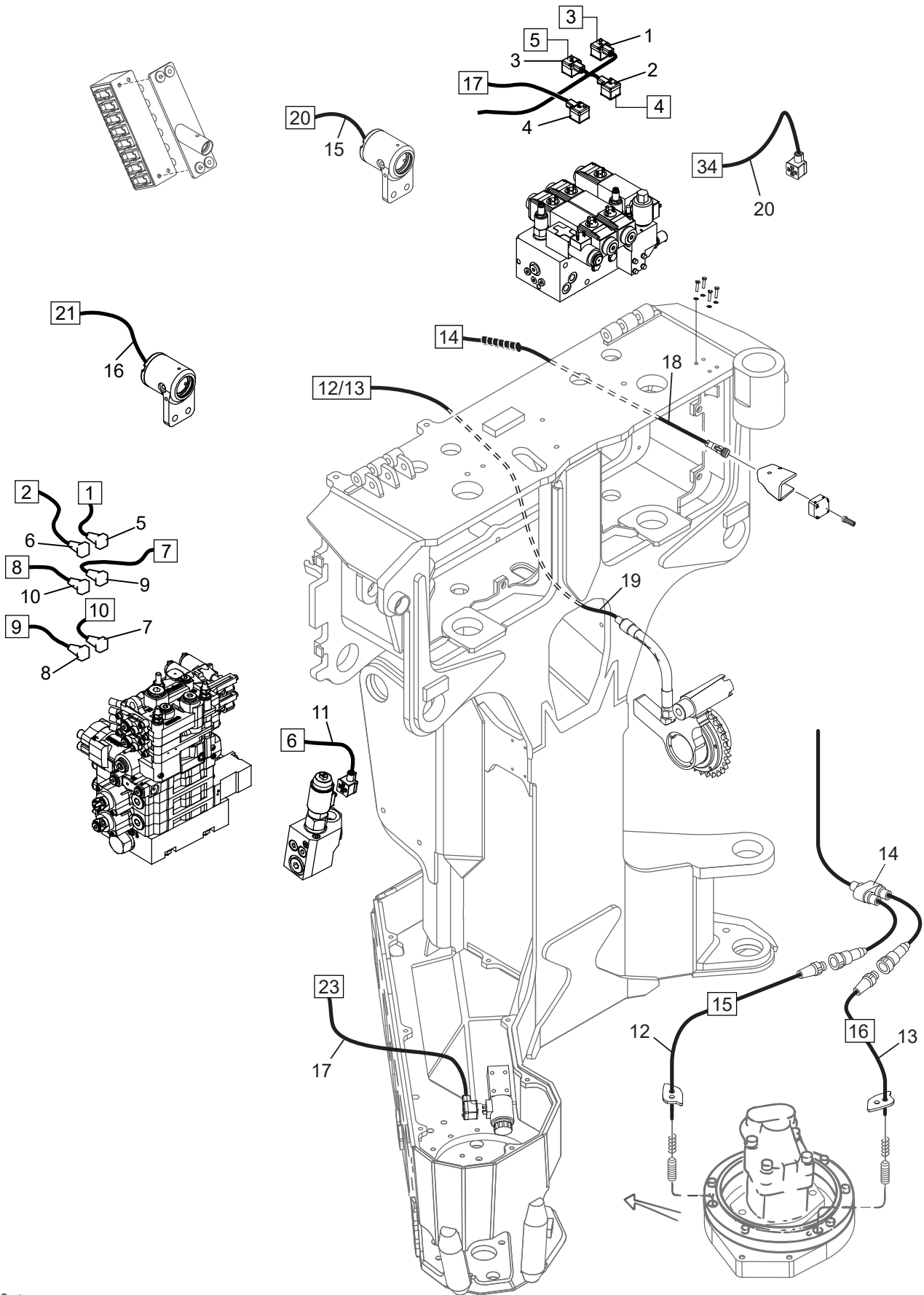
Structure 018870				
Pos.	Part no.	Quantity	Description	Specification
1	10000366	1	Tie rod kit	



Rod kit

Structure 10000366				
Pos.	Part no.	Quantity	Description	Specification
1	10000517	1	Seal kit	
2	625004	1	Grease nipple	M6
3	015220	1	Spherical bushing	
4	517214	1	Circlip	

10. Control system

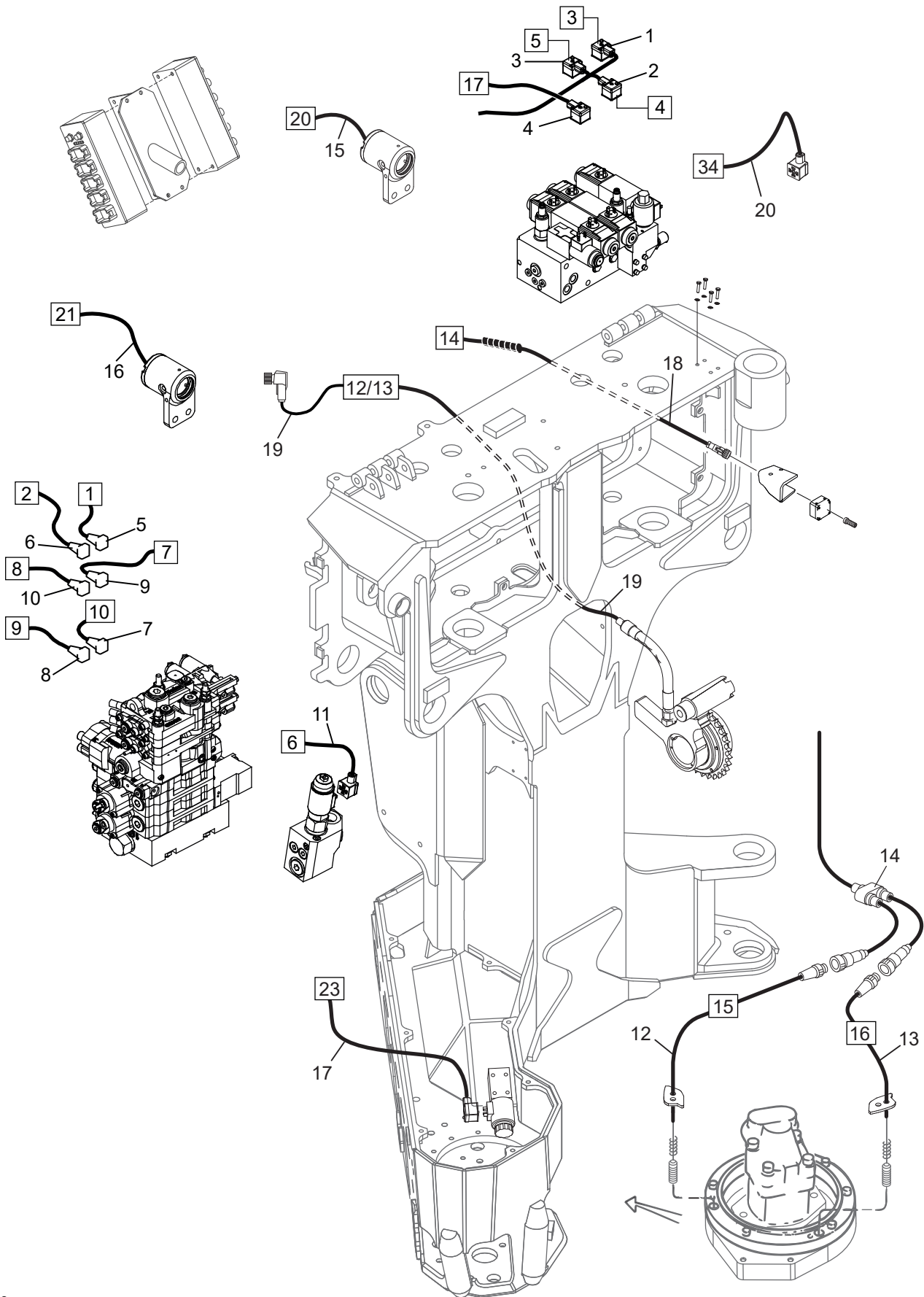


08 / 051

Log Max 7000C/Twin - Log Mate 510

Log Mate 510 #2

Structure 039125-2-KABE				
Pos.	Part no.	Quantity	Description	Specification
1	401232	1	Cable	"3"
2	401232	1	Cable	"4"
3	401232	1	Cable	"5"
4	401232	1	Cable	"17"
5	401296	1	Cable	"1"
6	401296	1	Cable	"2"
7	401296	1	Cable	"10"
8	401296	1	Cable	"9"
9	401296	1	Cable	"7"
10	401296	1	Cable	"8"
11	401232	1	Cable	"6"
12	017283	1	Sensor	"15"
13	017283	1	Sensor	"16"
14	017325	1	Cable	
15	402571	1	Cable	"20"
16	402571	1	Cable	"21"
17	401233	1	Cable	"23"
18	402552	1	Cable	"14"
19	402580	1	Cable	"12/13"
20	401232	1	Cable	"34"



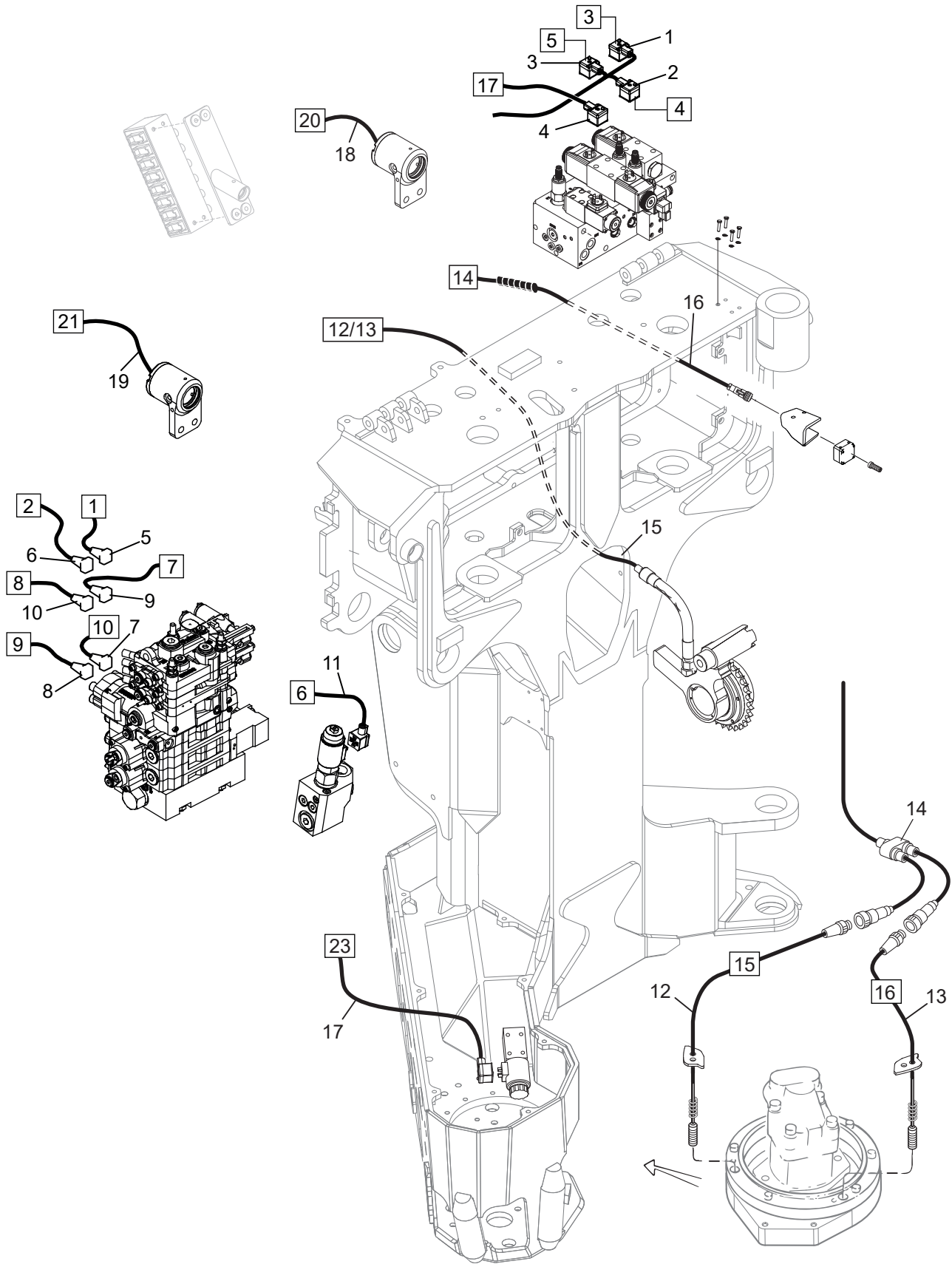
08 / 052

Log Max 7000C/Twin - Dasa Forester

Dasa Forester #2

Structure 039127-2-KABE				
Pos.	Part no.	Quantity	Description	Specification
1	401232	1	Cable	"3"
2	401232	1	Cable	"4"
3	401232	1	Cable	"5"
4	401232	1	Cable	"17"
5	401296	1	Cable	"1"
6	401296	1	Cable	"2"
7	401296	1	Cable	"10"
8	401296	1	Cable	"9"
9	401296	1	Cable	"7"
10	401296	1	Cable	"8"
11	401232	1	Cable	"6"
12	017283	1	Sensor	"15"
13	017283	1	Sensor	"16"
14	017325	1	Cable	
15	402574	1	Cable	"20"
16	401250	1	Cable	"21"
	402315	1	Cable housing	5 – pin / 5 – pol
17	401233	1	Cable	"23"
18	402555	1	Cable	"14"
19	402580 401025	1	Cable	"12/13" With splice contacts / Med skarvkontakt
20	401232	1	Cable	"34"

10. Control system

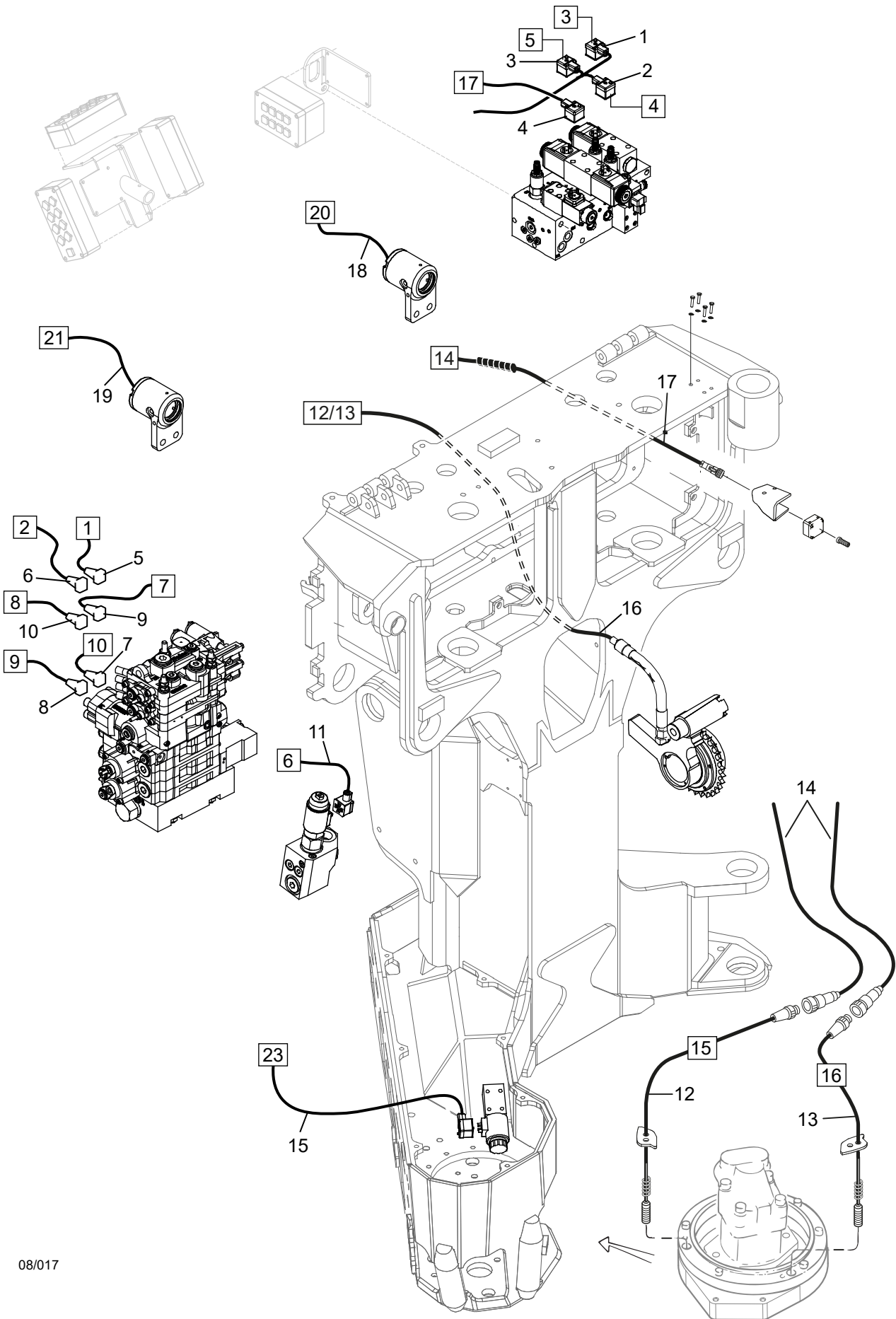


08 / 008

Log Max 7000C/Twin - Log Mate 510

Log Mate 510

Structure 039126				
Pos.	Part no.	Quantity	Description	Specification
1	401232	1	Cable	"3"
2	401232	1	Cable	"4"
3	401232	1	Cable	"5"
4	401232	1	Cable	"17"
5	401296	1	Cable	"1"
6	401296	1	Cable	"2"
7	401296	1	Cable	"10"
8	401296	1	Cable	"9"
9	401296	1	Cable	"7"
10	401296	1	Cable	"8"
11	401232	1	Cable	"6"
12	017283	1	Magnetic sensor	"15"
13	017283	1	Magnetic sensor	"16"
14	017325	1	Cable	
15	402580	1	Cable	"12/13"
16	402552	1	Cable	"14"
17	401233	1	Cable	"23"
18	402571	1	Cable	"20"
19	402571	1	Cable	"21"

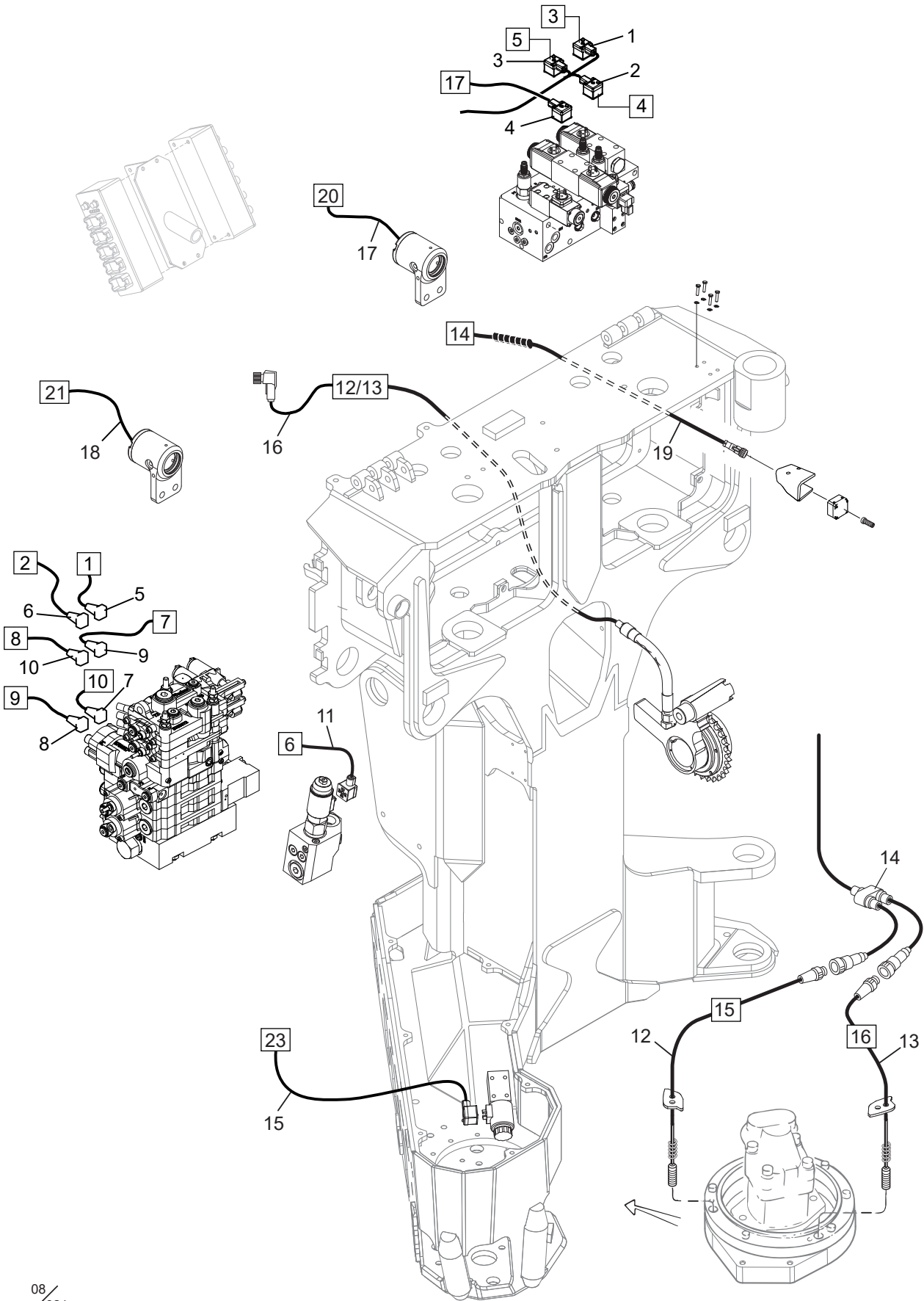


08/017

Log Max 7000C/Twin - Dasa 4/ Cabswin

Dasa 4 & Cabswin

Structure 033742, 039168-3				
Pos.	Part no.	Quantity	Description	Specification
1	014162	1	Cable	"3"
2	014163	1	Cable	"4"
3	014164	1	Cable	"5"
4	014165	1	Cable	"17"
5	014176	1	Cable	"1"
6	014177	1	Cable	"2"
7	014181	1	Cable	"10"
8	014180	1	Cable	"9"
9	014178	1	Cable	"7"
10	014179	1	Cable	"8"
11	014166	1	Cable	"6"
12	017283	1	Magnetic sensor	"15"
13	017283	1	Magnetic sensor	"16"
14	402587	2	Cable	
15	671176	1	Cable	"23"
16	671173	1	Cable	"12/13"
17	679900	1	Sensor compl.	"14"
18	401250	1	Cable	"20"
19	401250	1	Cable	"21"

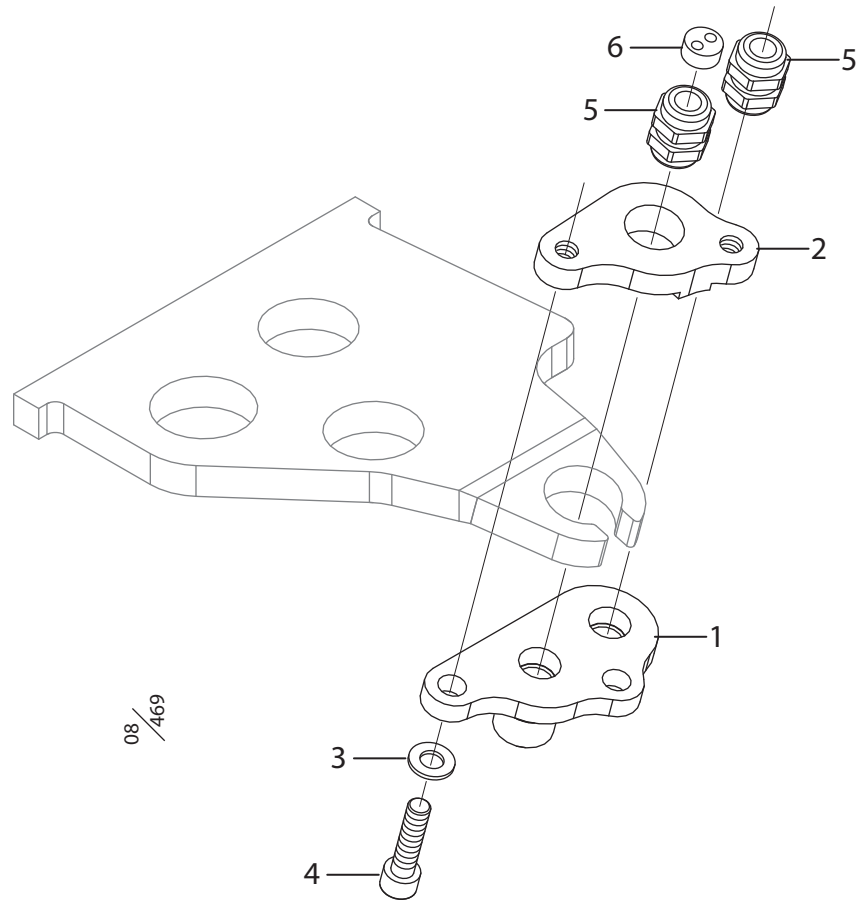


08 /
021

Log Max 7000C/Twin - Dasa Forester

Dasa Forester

Structure 039127-2				
Pos.	Part no.	Quantity	Description	Specification
1	401232	1	Cable	"3"
2	401232	1	Cable	"4"
3	401232	1	Cable	"5"
4	401232	1	Cable	"17"
5	401296	1	Cable	"1"
6	401296	1	Cable	"2"
7	401296	1	Cable	"10"
8	401296	1	Cable	"9"
9	401296	1	Cable	"7"
10	401296	1	Cable	"8"
11	401232	1	Cable	"6"
12	017283	1	Magnetic sensor	"15"
13	017283	1	Magnetic sensor	"16"
14	017325	1	Cable	
15	401233	1	Cable	"23"
16	402580 401025	1	Cable	"12/13" With splice contacts / Med skarvkontakt
17	402574	1	Cable	"20"
18	401250	1	Cable	"21"
	402315	1	Cable housing	5 – pin / 5 – pol
19	402555	1	Cable	"14"

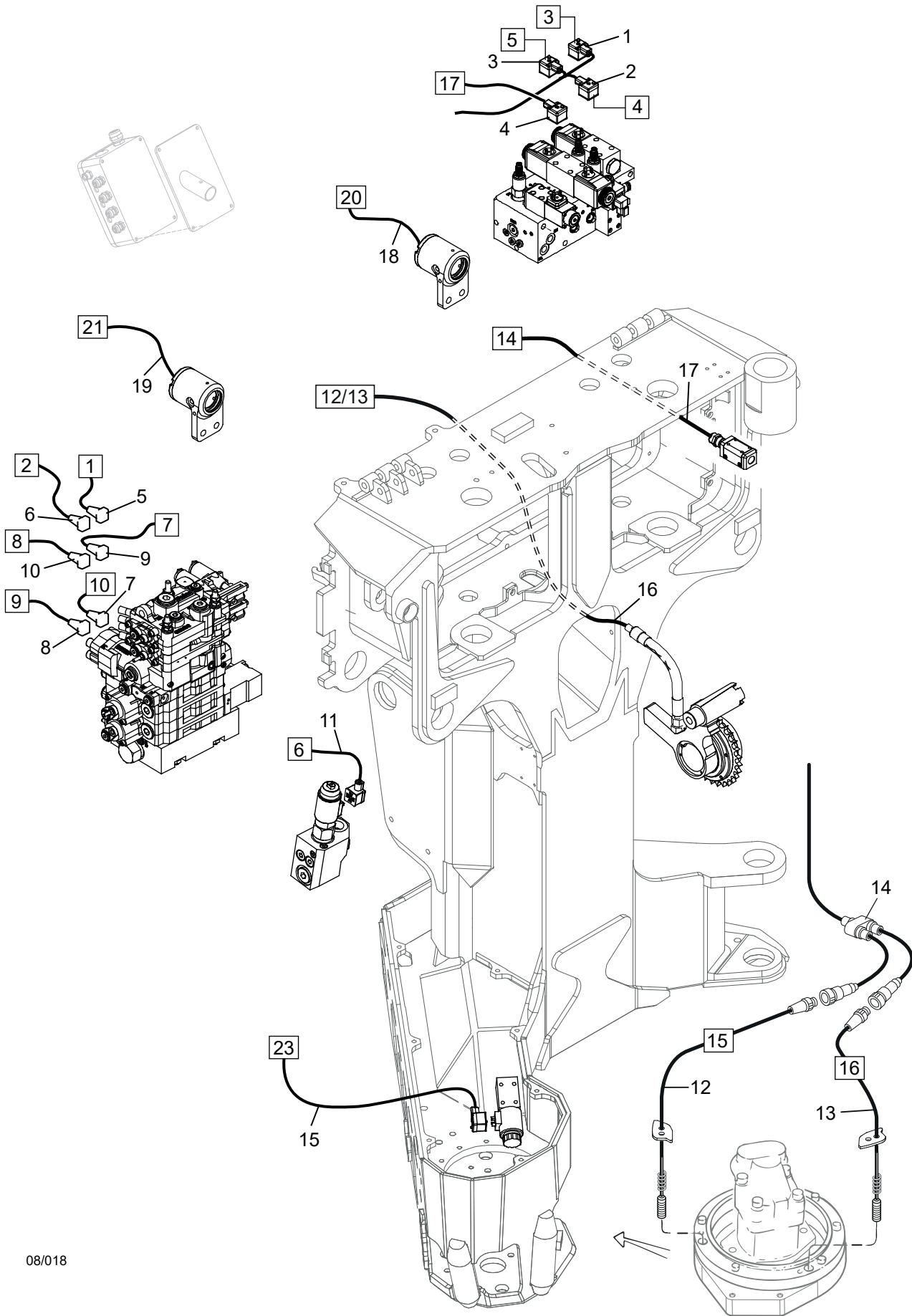


08 / 469

Dasa Forester, Eco Log & Rottne

Structure 032252				
Pos.	Part no.	Quantity	Description	Specification
1	018100	1	Plate	
2	018098	1	Plate	
3	503060	2	Washer	M12 Nordlock
4	501111	2	Screw	MC6S M12x40 12.9
5	401152	2	Cable sleeve	M20x1.5
6	401776	1	Cable sealing	M20

10. Control system

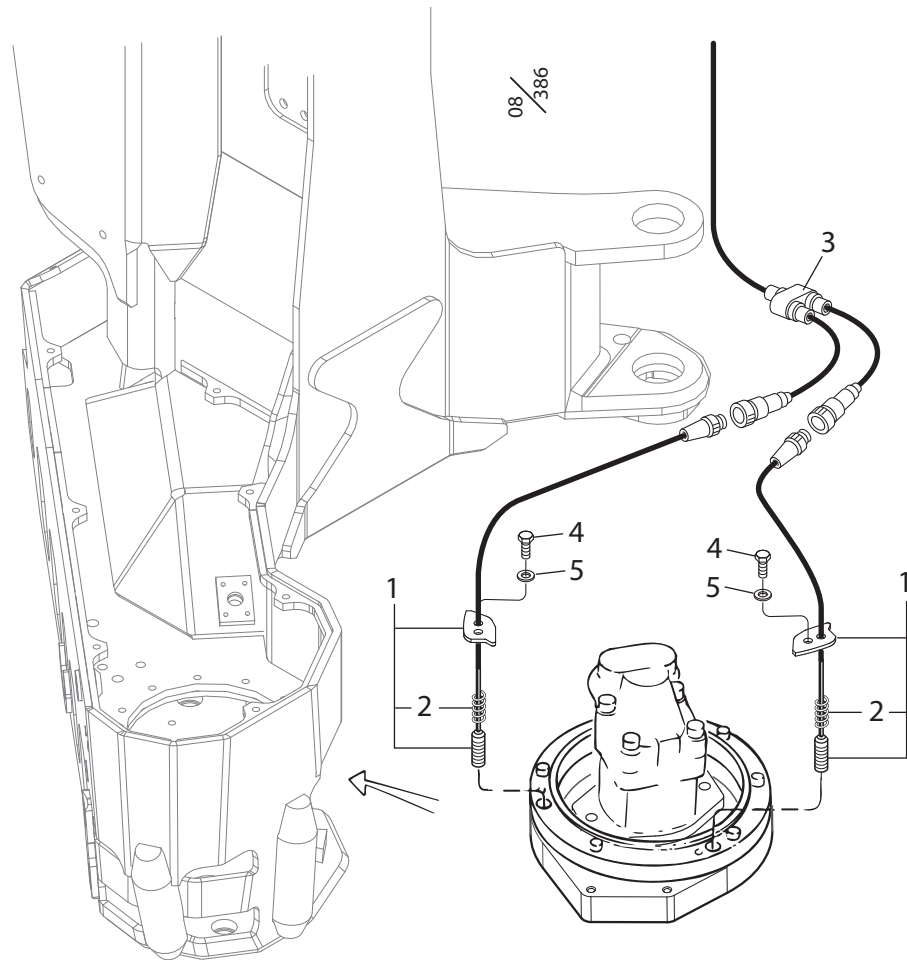


08/018

Log Max 7000C/Twin - IT/PC/VU

IT/PC & VU

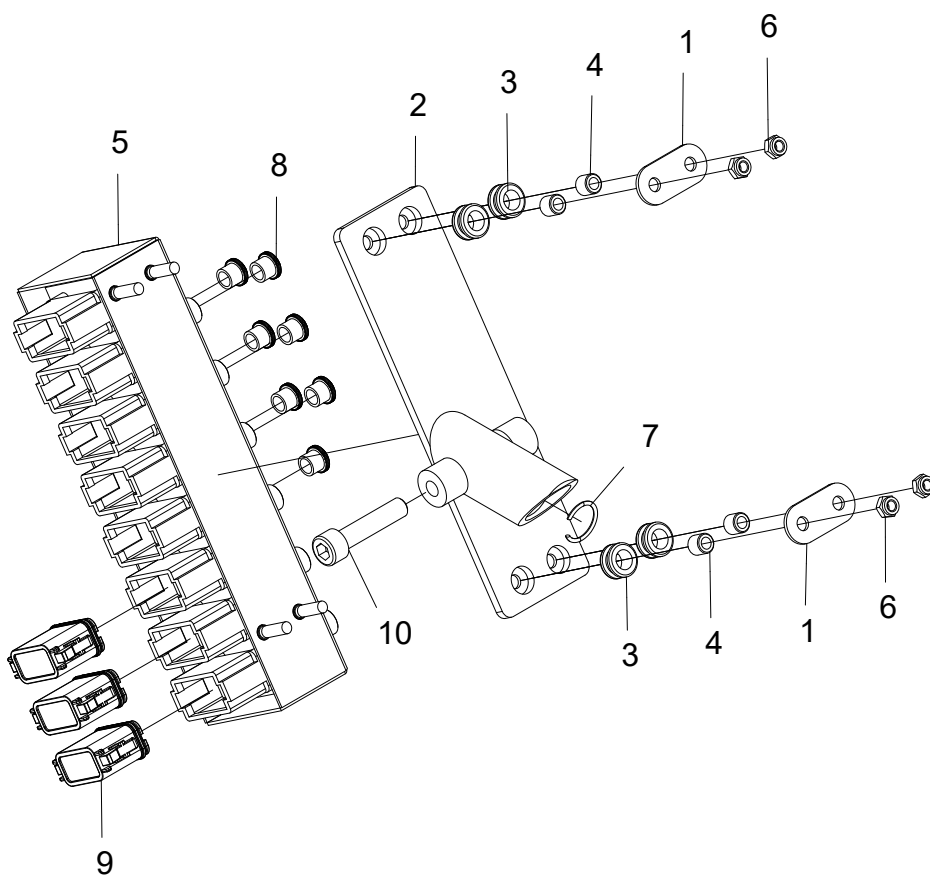
Structure 033739-2, 039128-2				
Pos.	Part no.	Quantity	Description	Specification
1	401232	1	Cable	"3"
2	401232	1	Cable	"4"
3	401232	1	Cable	"5"
4	401232	1	Cable	"17"
5	401296	1	Cable	"1"
6	401296	1	Cable	"2"
7	401296	1	Cable	"10"
8	401296	1	Cable	"9"
9	401296	1	Cable	"7"
10	401296	1	Cable	"8"
11	401232	1	Cable	"6"
12	017283	1	Magnetic sensor	"15"
13	017283	1	Magnetic sensor	"16"
14	017325	1	Cable	
15	401232	1	Cable	"23"
16	401025	1	Cable	"12/13"
17	401289	1	Magnetic sensor	"14"
	013007	1	Magnetic sensor	Only / Endast IT/PC
18	401250	1	Cable	"20"
19	401250	1	Cable	"21"



Log Max 4000B/ 5000D/ 6000B/ 6000Twin/ 7000C/ 7000Twin/ E6

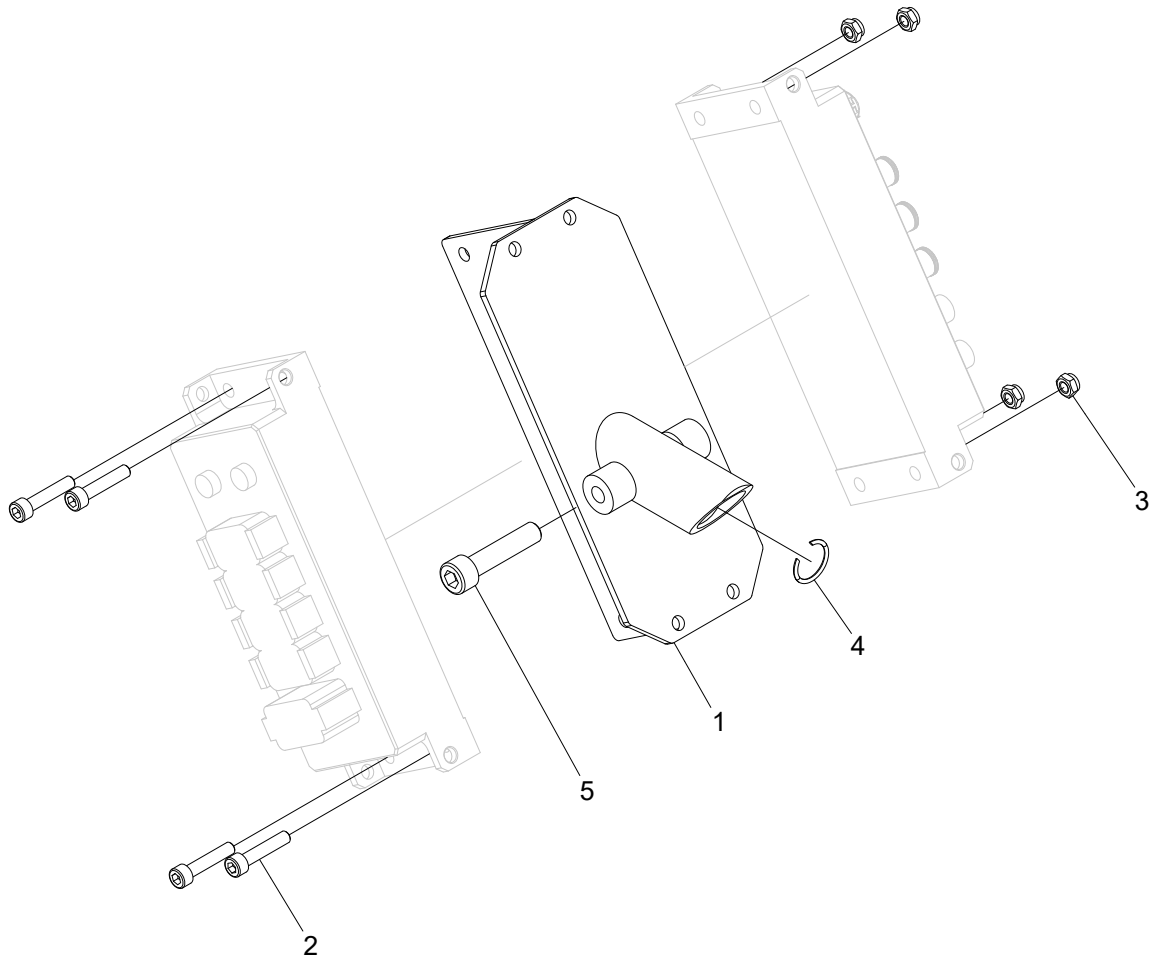
Electrical system, saw unit 98

Structure 006612				
Pos.	Part no.	Quantity	Description	Specification
1	017283	2	Magnetic sensor	
2	526030	2	Spring	
3	017325	1	Cable	
4	501043	2	Screw	MC6S M6x12 12.9
5	503065	2	Washer	M6 Nordlock



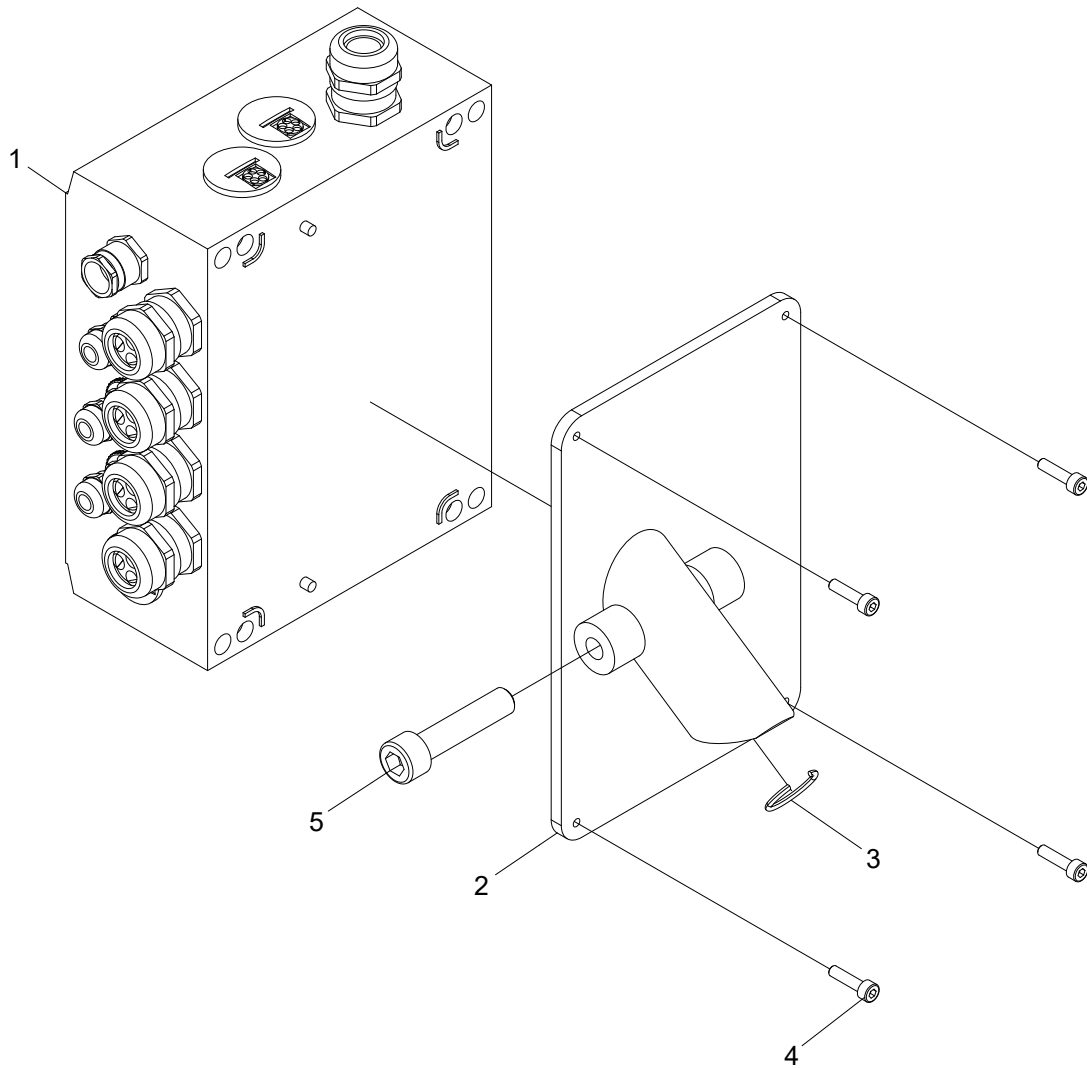
Head module, LM510

Structure 045558				
Pos.	Part no.	Quantity	Description	Specification
1	016852	4	Washer	
2	018838	1	Bracket	
3	402059	4	Rubber damper	
4	402585	4	Spacer	
5	402610-07	1	Head module	
6	502053	4	Nut	M6
7	517004	1	Circlip	
8	401310	7	Cap	M12
9	402083	3	Plug	
10	501093	1	Screw	M10x45 12.9



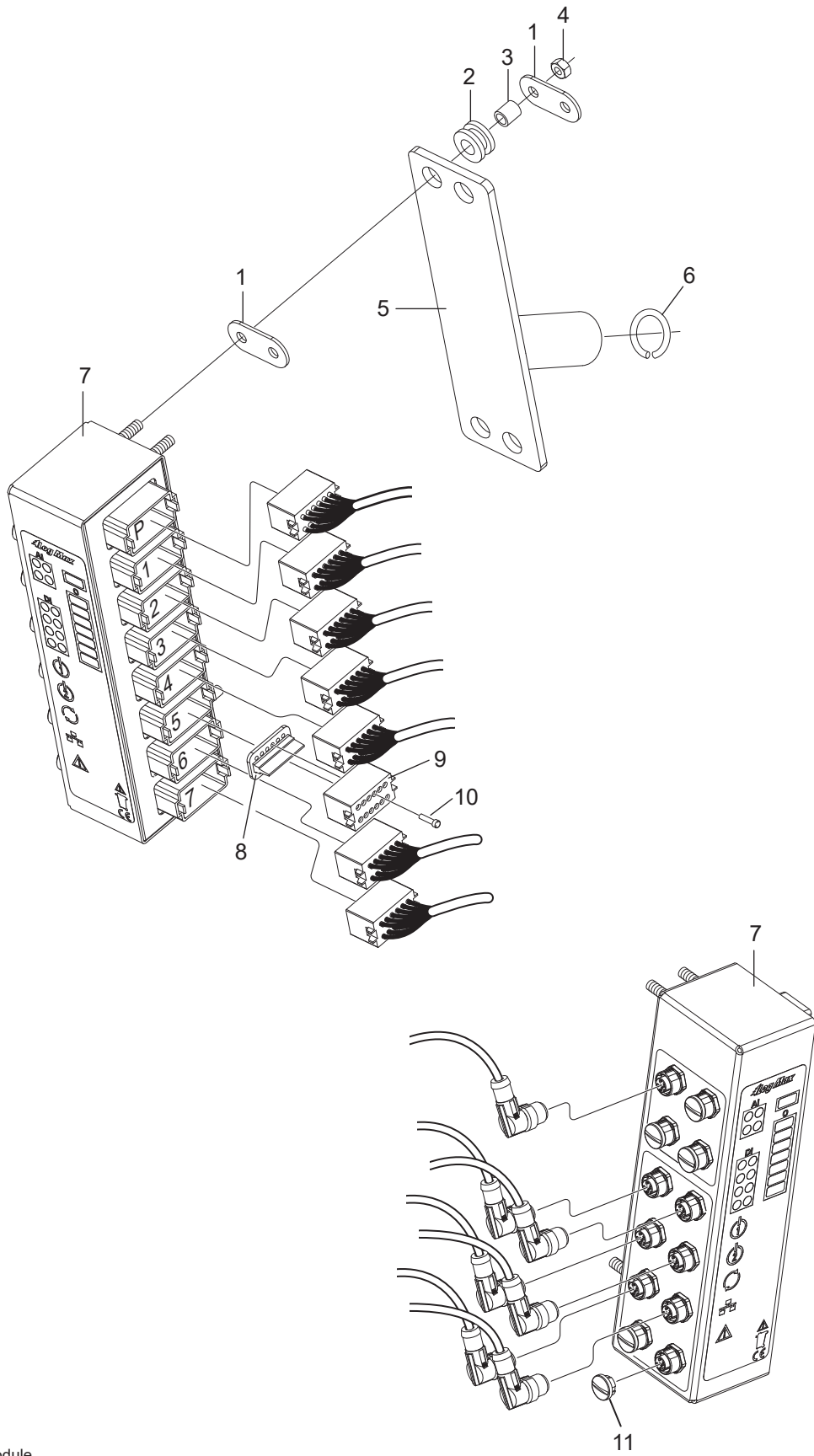
Bracket, Dasa Forester

Structure 043625				
Pos.	Part no.	Quantity	Description	Specification
1	018839	1	Bracket	
2	501049	4	Screw	M6x30 12.9
3	502053	4	Nut	M6
4	517004	1	Circlip	
5	501093	1	Screw	M10x45 12.9



Bracket, Interface

Structure 043626				
Pos.	Part no.	Quantity	Description	Specification
1	402205	1	Box	
2	018840	1	Bracket	
3	517004	1	Circlip	
4	501015	4	Screw	M4x16 12.9
5	501093	1	Screw	M10x45 12.9

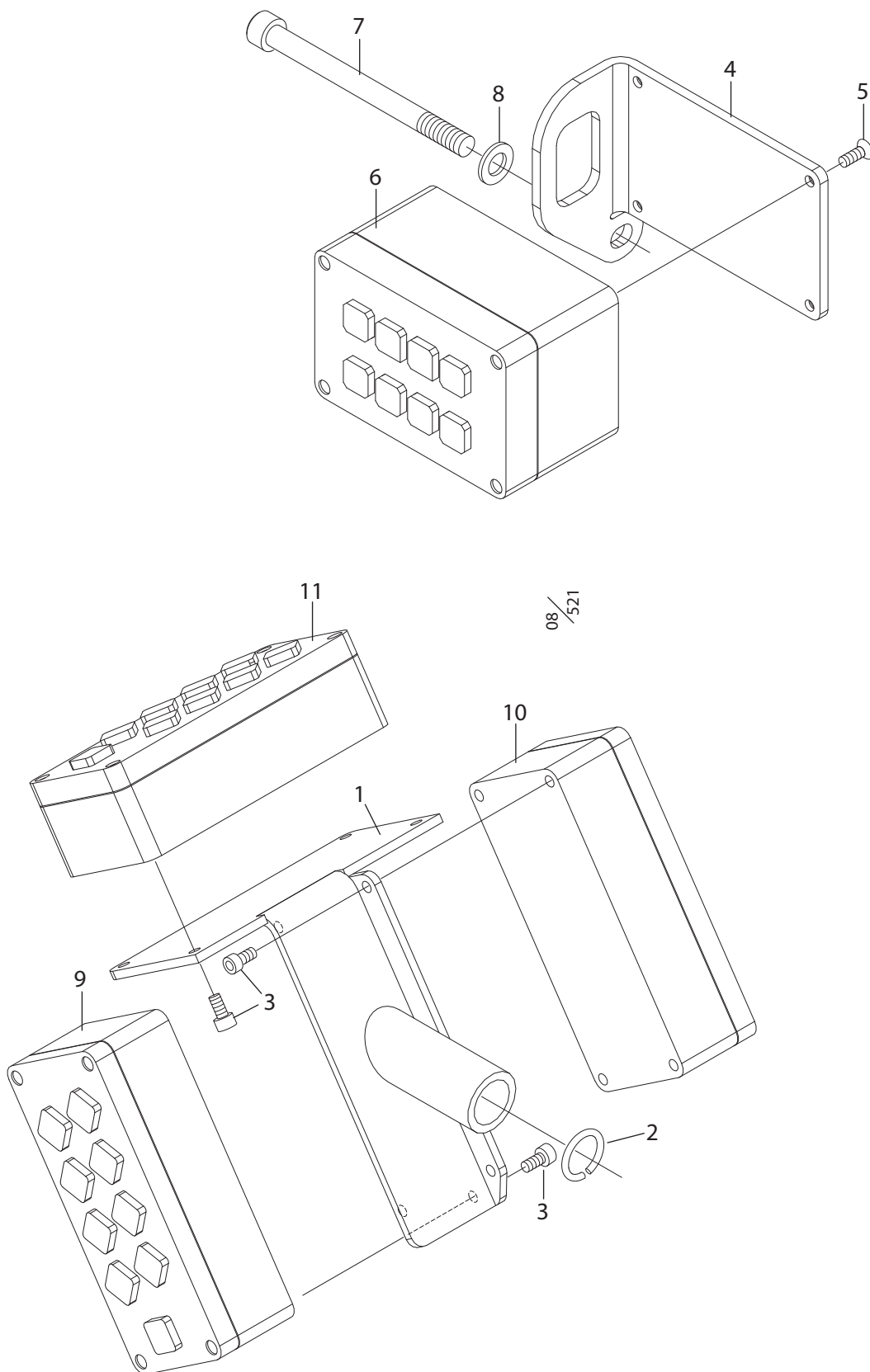


08 /
026

Log Mate 510 Head Module

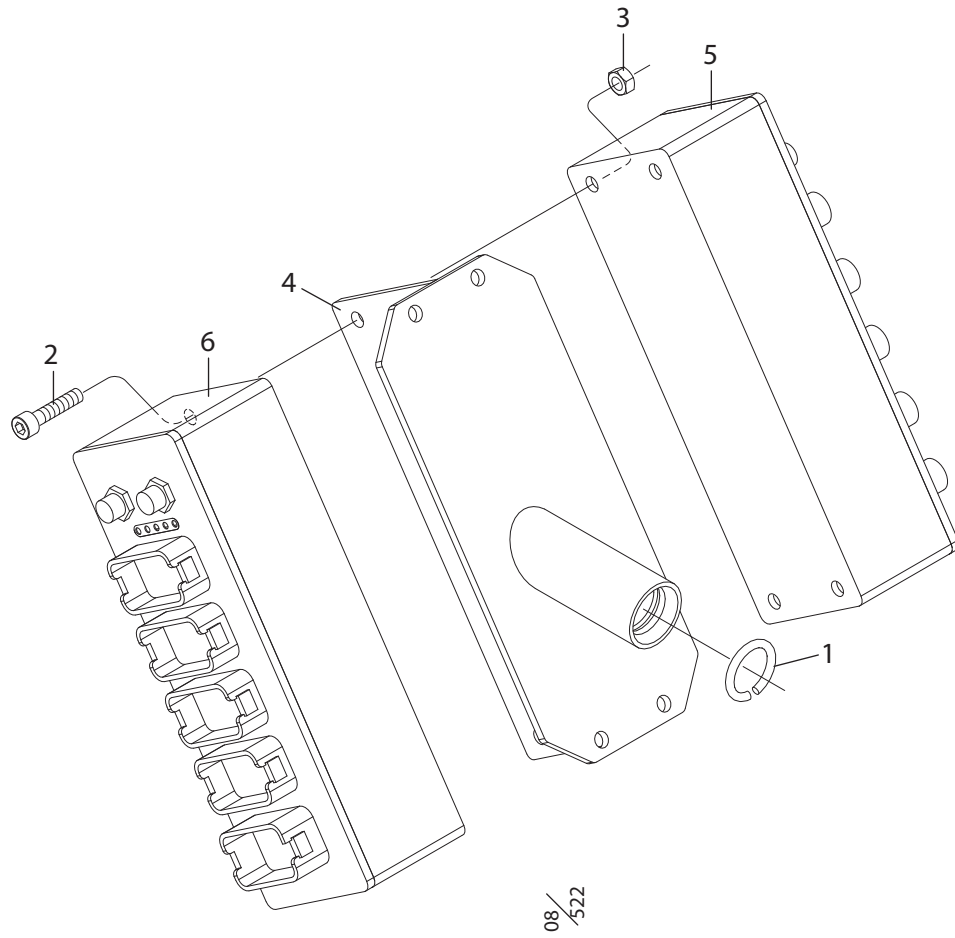
Log Mate 510

Structure 039126				
Pos.	Part no.	Quantity	Description	Specification
1	016852	4	Washer	
2	402059	4	Rubber bushing	
3	402585	4	Spacer	6x10 – 9
4	502053	4	Nut	M6 Locking FZB
5	016854	1	Bracket	
6	517004	1	Circlip	
7	402610	1	Term box	
8	402086	Req / Erf	Wedge	DT06 12 – POL
9	402080	Req / Erf	Connector	DT06 – 12SBCE05
10	402077	Req / Erf	Plug	White / Vit
11	401310	Req / Erf	Cover	M12 Female / Hona



Dasa 4 & Cabswin

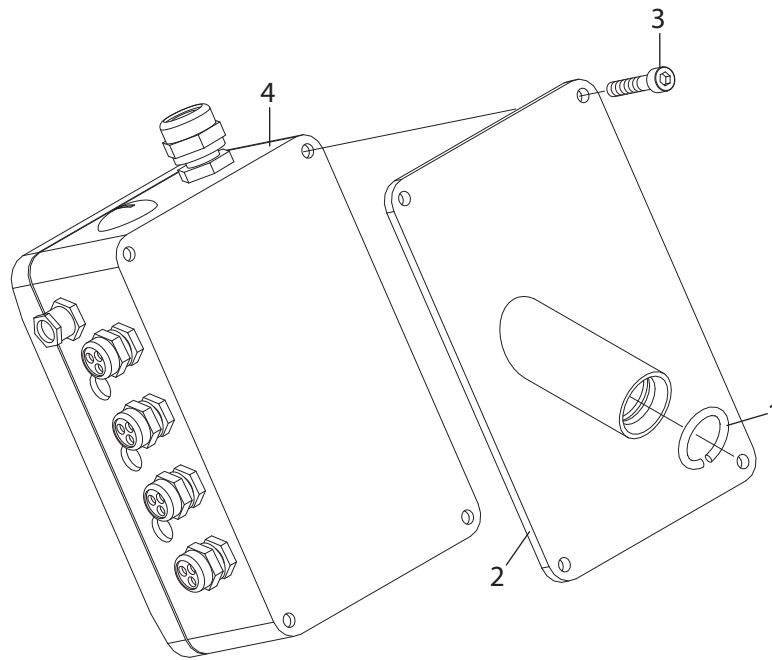
Structure 033742, 039168-3				
Pos.	Part no.	Quantity	Description	Specification
1	014363	1	Bracket	
2	517004	1	Circlip	
3	501028	10	Screw	MC6S M5x16 12.9
4	014250	1	Bracket	
5	504019	4	Screw	MF6S M5x16 10.9
6	7032410	1	Box	D4CU Yellow / Gul
7	501104	1	Screw	MC6S M10x140 12.9
8	503057	1	Washer	M10 Nordlock
9	7009847	1	Box	D4I8 Red / Röd
10	7009845	1	Box	D408D Blue / Blå
11	7009846	1	Box	D408A Green / Grön



08/522

Dasa Forester

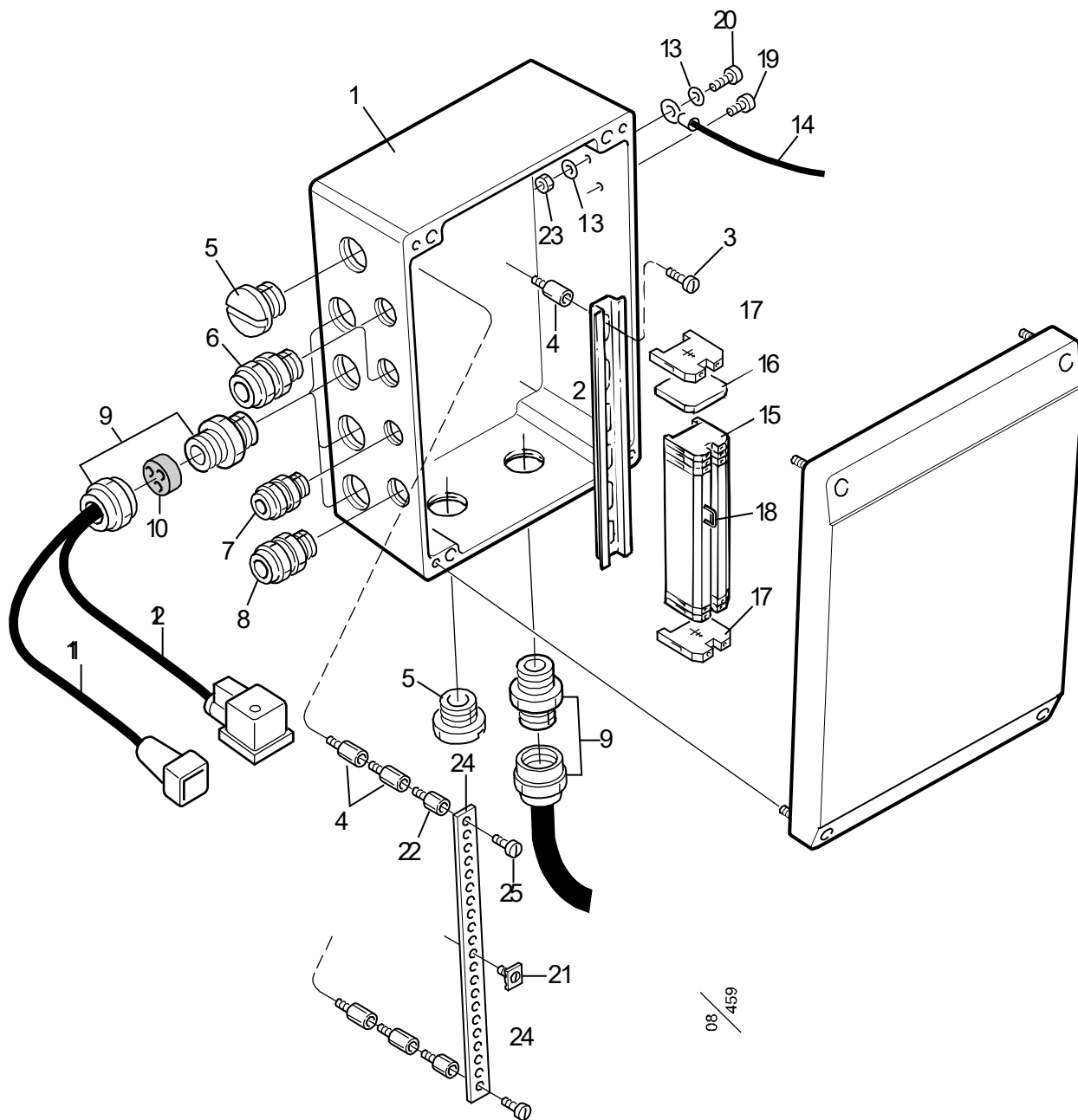
Structure 039127-2				
Pos.	Part no.	Quantity	Description	Specification
1	517004	1	Circlip	
2	501049	4	Screw	MC6S M6x30 12.9
3	502053	4	Nut	M6 Locking FZB
4	017555	1	Bracket	
5	7037701	1	Input box	Red / Röd
6	7037700	1	Output box	Green / Grön



08/523

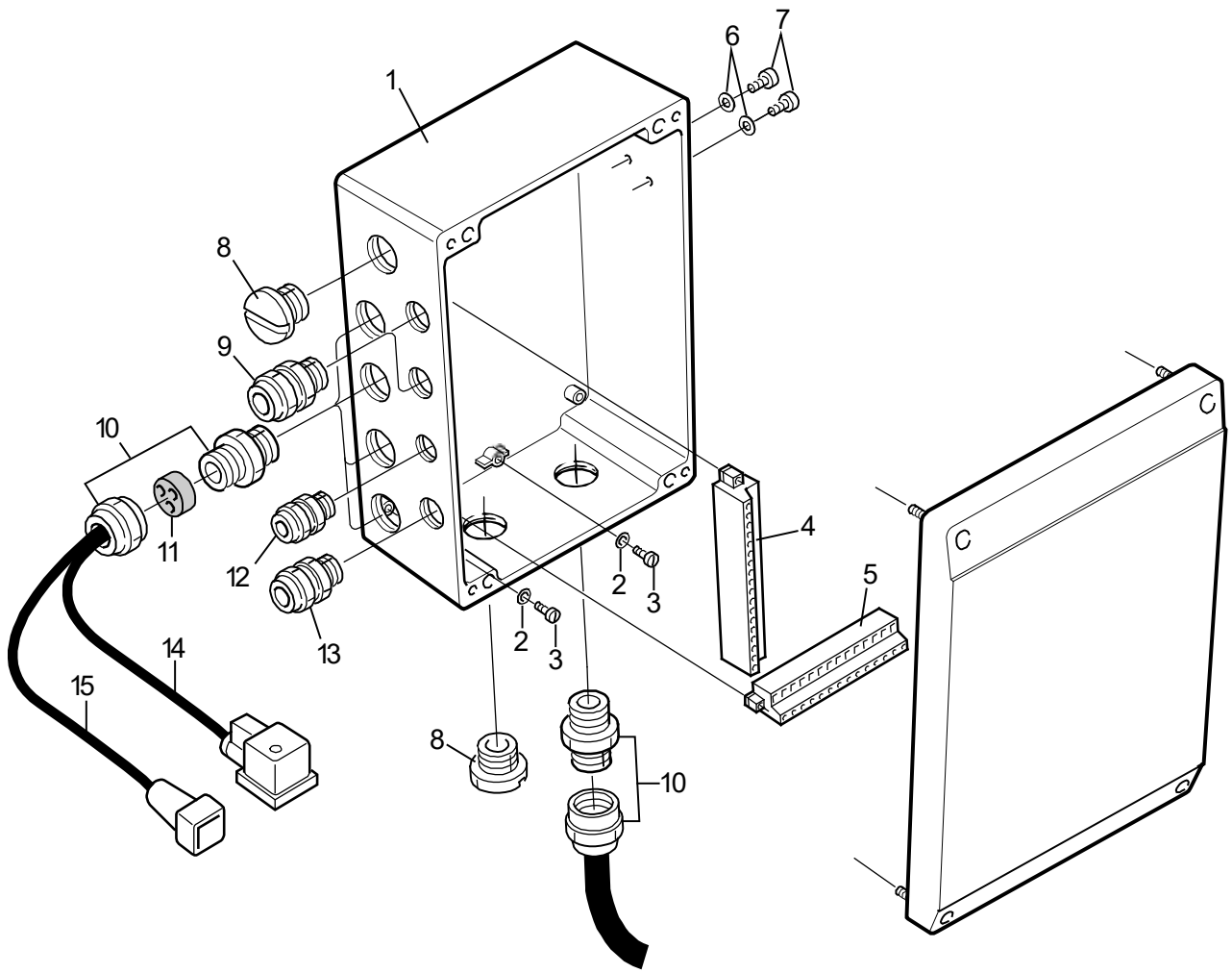
IT/PC & VU

Structure 033739-2, 039128-2				
Pos.	Part no.	Quantity	Description	Specification
1	517004	1	Circlip	
2	014360	1	Bracket	
3	501015	4	Screw	MC6S M4x16 12.9
4	402205	1	Term. box	



Connection box VU

Structure 033739-2				
Pos.	Part no.	Quantity	Description	Specification
1	402205	1	Term. box	
2	013207	1	Terminal cmpl	
2	401054	1	Rail	TS15 L=200 mm
3	500513	2	Screw	MCS 4x5
4	402014	6	Spacer	M4x15
5	401071	2	Plug	PG 16
6	401060	2	Cable sleeve	PG 7
	401282	2	Reducer	PG11 – PG 7
7	401060	1	Cable sleeve	PG 7
8	401093	1	Cable sleeve	PG 9
9	401157	5	Cable sleeve	PG 16
10	401096	4	Cable sealing	PG 16 3x6 mm
11	401296	6	Cable with connector	L-90
12	401232	5	Cable with connector	1.5 m
13	503003	2	Washer	BRB FZB 5.3x10x1.0
14	012605	1	Ground wire	
15	401051	26	Terminal	AKZ 2.5
16	401052	1	End cover	AKZ 2.5
17	401101	4	Ground connector	Yellow- Green /Gul - Grön
18	401058	1	Jumper	AKZ 4
19	500530	1	Screw	MCS 5x6
20	500532	2	Screw	MCS 5x10
21	401254	7	Ground connection	
22	402013	2	Spacer	M4x5
23	502003	1	Nut	M6M M5
24	401253	1	Rail	Cu 12x3
25	500560	2	Screw	MCS 4x8



08 / 458

Terminal box IT/PC

Structure 039128-2				
Pos.	Part no.	Quantity	Description	Specification
1	402205	1	Term. box	
2	503002	4	Washer	BRB FZB 4.3x9.0x0.8
3	500513	4	Screw	MCS 4x5
4	401519	2	Terminal	MSTB-F 18-pin / 18-pol
5	401518	1	Terminal	MSTB-F 16-pin / 16-pol
6	503003	2	Washer	BRB FZB 5.3x10x1.0
7	500530	2	Screw	MCS 5x6
8	401071	2	Plug	PG 16
9	401060	2	Cable sleeve	PG 7
	401282	2	Reducer	PG11 – PG 7
10	401157	5	Cable sleeve	PG 16
11	401096	4	Cable sealing	PG 16 3x6 mm
12	401060	1	Cable sleeve	PG 7
13	401093	1	Cable sleeve	PG 9
14	401232	5	Cable with connector	1.5 m
15	401296	6	Cable with connector	L-90

11. Hose kits

Hose kit Log Max 7000Twin
General Hose Kit

From Head no. 570051

Language **en**
Part No. **646900/570051**
V. 211020

Crimp. = Crimp diameter | cyl. = cylinder | Ex. = External | L. = Left | Lo. = Lower | Mani. = Manifold
Meas. Wheel = Measuring Wheel | No. = number | Pres. Rating = Pressure Rating | Red. = Reducer | R. = Right
SBR = Saw Bar Rescue | Str. = Straight | Stump treatm. = Stump treatment | Tot. = Total | U. = Upper | WEOPI = WEO Plug-In

Hose no.	Connections		Fittings		Ferrules	Length	Hose type			Note	
	Connection 1	Connection 2	Fitting 1	Fitting 2			Part no.	Total	Size		Part no.
615050	Hose guard					650 mm	1"				
	Felling link cyl.										
615051	Hose guard					750 mm	2"				
	L. Roller motor										
615051	Hose guard					750 mm	2"				
	R. Roller motor										
615047	Protective hose 10x6,7					260 mm	10x6,7				
	U. Knife sensor										
646940	R. Lo. knife		BSP -02 Banjo		601531	128 mm	1/4"		615091		
	Grease hole frame		BSP -02 90		601527	110 mm	290 bar		EN 857 1SC		
646991	L. Lo. knife		BSP -02 Banjo		601531	88 mm	1/4"		615091		
	Grease hole frame		BSP -02 90		601527	70 mm	290 bar		EN 857 1SC		
646913	R. Manifold S5 A		BSP -04 Banjo		601149	1593 mm	1/4"		615071		
	L. Lo. Knife cyl. A		BSP -04 Banjo		601149	1540 mm	450 bar		EN 857 2SC		
646914	R. Manifold S5 B		BSP -04 Banjo		601149	1795 mm	1/4"		615071		
	L. Lo. Knife cyl. B		BSP -04 Str.		601150	1750 mm	450 bar		EN 857 2SC		
646915	R. Manifold S5 A		BSP -04 Banjo		601149	1593 mm	1/4"		615071		
	R. Lo. Knife cyl. A		BSP -04 Banjo		601149	1540 mm	450 bar		EN 857 2SC		
646916	R. Manifold S5 B		BSP -04 Banjo		601149	1775 mm	1/4"		615071		
	R. Lo. Knife cyl. B		BSP -04 Str.		601150	1730 mm	450 bar		EN 857 2SC		
646919	Air bleed oil tank		BSP -04 Banjo		601149	551 mm	1/4"		615071		
			BSP -04 Str. Ex.		601159	500 mm	450 bar		EN 857 2SC		

Hose kit Log Max 7000Twin

Language **en**

General Hose Kit

Part No. **646900/570051**

From Head no. 570051

V. 211020

Crimp. = Crimp diameter | cyl. = cylinder | Ex. = External | L. = Left | Lo. = Lower | Mani. = Manifold
 Meas. Wheel = Measuring Wheel | No. = number | Pres. Rating = Pressure Rating | Red. = Reducer | R. = Right
 SBR = Saw Bar Rescue | Str. = Straight | Stump treatm. = Stump treatment | Tot. = Total | U. = Upper | WEOPI = WEO Plug-In

Hose no.	Connections		Fittings		Ferrules Part no.	Length Total Cut	Hose type			Note
	Connection 1	Connection 2	Fitting 1	Part no.			Size	Pres. Rating	Part no. Standard	
			Fitting 2	Part no.						
646920	L. Manifold SM		BSP -04 90	601170	601125	216 mm	1/4"	615071		
	Test Point SM		BSP -04 Str.	601150	601125	180 mm	450 bar	EN 857 2SC		
646921	L. Manifold P2		BSP -04 90	601170	601125	226 mm	1/4"	615071		
	Test Point P2		BSP -04 Str.	601150	601125	190 mm	450 bar	EN 857 2SC		
646938	R. Manifold S4 TP		BSP -04 90	601170	601125	316 mm	1/4"	615071		
	Test Point TP		BSP -04 Str.	601150	601125	280 mm	450 bar	EN 857 2SC		
646994	R. Manifold S1 PM2		BSP -04 Str.	601150	601125	470 mm	1/4"	615071		
	L. Manifold PS		BSP -04 90	601160	601125	420 mm	450 bar	EN 857 2SC		
646995	L. Manifold A51		BSP -04 90	601160	601125	400 mm	1/4"	615071		
	Accumulator		BSP -06 90	601533	601125	340 mm	450 bar	EN 857 2SC		
646998	R. Manifold S1 PM2		BSP -04 90	601170	601125	260 mm	1/4"	615071		
	Test Point PM2		BSP -04 Str.	601150	601125	210 mm	450 bar	EN 857 2SC		
646917	L. Manifold A32		BSP -06 90	601161	601121	1691 mm	3/8"	615072		
	Felling link cyl. A		BSP -06 Str.	601151	601121	1640 mm	385 bar	EN 857 2SC		
646918	L. Manifold B3		BSP -06 90	601171	601121	1511 mm	3/8"	615072		
	Felling link cyl. B		BSP -06 Str.	601151	601121	1470 mm	385 bar	EN 857 2SC		
646922	Meas. Wheel Arm		BSP -06 Str.	601151	601121	550 mm	3/8"	615072	Crimp. 22	
	Bracket				601121	530 mm	385 bar	EN 857 2SC		
646926	L. Manifold B42		BSP -06 90	601171	601121	805 mm	3/8"	615072	30°	
	L. Roller arm cyl. A		BSP -06 Banjo	601148	601121	760 mm	385 bar	EN 857 2SC		
646927	L. Manifold A42		BSP -06 90	601171	601121	941 mm	3/8"	615072		
	L. Roller arm cyl. B		BSP -06 Str.	601151	601121	900 mm	385 bar	EN 857 2SC		

Hose kit Log Max 7000Twin

General Hose Kit

From Head no. 570051

Language en

Part No. 646900/570051

V. 211020

Crimp. = Crimp diameter | cyl. = cylinder | Ex. = External | L. = Left | Lo. = Lower | Mani. = Manifold
 Meas. Wheel = Measuring Wheel | No. = number | Pres. Rating = Pressure Rating | Red. = Reducer | R. = Right
 SBR = Saw Bar Rescue | Str. = Straight | Stump treatm. = Stump treatment | Tot. = Total | U. = Upper | WEOPI = WEO Plug-In

Hose no.	Connections		Fittings		Ferrules	Length	Hose type			Note	
	Connection 1	Connection 2	Fitting 1	Part no.			Total	Size	Part no.		
			Fitting 2						Pres. Rating		Standard
646928	L. Manifold B41		BSP -06 90	601171	601121	1155 mm	3/8"	615072	45°		
646929	R. Roller arm cyl. A		BSP -06 Banjo	601148	601121	1110 mm	385 bar	EN 857 2SC			
	L. Manifold A43		BSP -06 90	601171	601121	1391 mm	3/8"	615072			
646930	R. Roller arm cyl. B		BSP -06 Str.	601151	601121	1350 mm	385 bar	EN 857 2SC			
	R. Manifold S6 B		BSP -06 Str.	601151	601121	451 mm	3/8"	615072			
646931	R. Knife cyl. B		BSP -06 90	601171	601121	410 mm	385 bar	EN 857 2SC			
	R. Manifold S6 B		BSP -06 Str.	601151	601121	401 mm	3/8"	615072			
646932	L. Knife cyl. B		BSP -06 90	601171	601121	360 mm	385 bar	EN 857 2SC			
	R. Manifold S6 A		BSP -06 Str.	601151	601121	914 mm	3/8"	615072			
646933	R. Knife cyl. A		BSP -06 Banjo	601148	601121	870 mm	385 bar	EN 857 2SC			
	R. Manifold S6 A		BSP -06 90	601171	601121	545 mm	3/8"	615072			
646936	L. Knife cyl. A		BSP -06 Banjo	601148	601121	500 mm	385 bar	EN 857 2SC			
	L. Manifold B43		BSP -06 Str.	601151	601121	172 mm	3/8"	615072			
646954	Accumulator		BSP -08 Banjo	601370	601121	120 mm	385 bar	EN 857 2SC			
	R. Manifold S1 DR1		BSP -06 Str.	601151	601121	631 mm	3/8"	615072			
646955	R. Roller motor D		BSP -06 90	601171	601121	590 mm	385 bar	EN 857 2SC			
	R. Manifold S1 DR2		BSP -06 45	601176	601121	1153 mm	3/8"	615072			
646996	L. Roller motor D		BSP -06 90	601171	601121	1090 mm	385 bar	EN 857 2SC			
	Accumulator		BSP -06 45	601176	601121	318 mm	3/8"	615072			
646997	Meas. Wheel cyl. B		BSP -06 45	601176	601121	220 mm	385 bar	EN 857 2SC			
	Meas. Wheel cyl. A		BSP -06 90	601161	601121	680 mm	3/8"	615072			
	L. Manifold B5		BSP -04 Banjo	601136	601121	610 mm	385 bar	EN 857 2SC			

Hose kit Log Max 7000Twin

Language **en**

General Hose Kit

Part No. **646900/570051**

From Head no. 570051

V. 211020

Crimp. = Crimp diameter | cyl. = cylinder | Ex. = External | L. = Left | Lo. = Lower | Mani. = Manifold
 Meas. Wheel = Measuring Wheel | No. = number | Pres. Rating = Pressure Rating | Red. = Reducer | R. = Right
 SBR = Saw Bar Rescue | Str. = Straight | Stump treatm. = Stump treatment | Tot. = Total | U. = Upper | WEOPI = WEO Plug-In

Hose no.	Connections		Fittings		Ferrules Part no.	Length Total Cut	Hose type		Note
	Connection 1	Connection 2	Fitting 1	Part no.			Size Pres. Rating	Part no. Standard	
			Fitting 2	Part no.					
646999	R. Manifold S1 DR5		BSP -06 90	601161	601121	610 mm	3/8"	615072	
	L. Manifold DR		BSP -06 Str.	601151	601121	550 mm	385 bar	EN 857 2SC	
646934	R. Manifold S1 PR		BSP -08 Str.	601152	601122	311 mm	1/2"	615073	
	L. Manifold P3		BSP -08 Banjo	601184	601122	260 mm	345 bar	EN 857 2SC	
646935	R. Manifold S1 TR		BSP -08 Str.	601152	601122	321 mm	1/2"	615073	
	L. Manifold T3		BSP -08 Banjo	601184	601122	270 mm	345 bar	EN 857 2SC	
646944	R. Manifold S1 Psaw		BSP -12 90	601372	601371	935 mm	3/4"	615005	
	Saw motor valve P		BSP -12 Str.	601153	601371	880 mm	375 bar	EN 857 2SC	
646950	R. Manifold S2 A		BSP -12 90	601372	601371	685 mm	3/4"	615005	
	R. Roller motor A		BSP -12 Str.	601153	601371	630 mm	375 bar	EN 857 2SC	
646951	R. Manifold S2 B		BSP -12 90	601372	601371	675 mm	3/4"	615005	
	R. Roller motor B		BSP -12 Str.	601153	601371	620 mm	375 bar	EN 857 2SC	
646952	R. Manifold S3 A		BSP -12 90	601372	601371	1235 mm	3/4"	615005	
	L. Roller motor B		BSP -12 Str.	601153	601371	1180 mm	375 bar	EN 857 2SC	
646953	R. Manifold S3 B		BSP -12 90	601372	601371	1345 mm	3/4"	615005	
	L. Roller motor A		BSP -12 Str.	601153	601371	1290 mm	375 bar	EN 857 2SC	

Hose kit Log Max 7000Twin
SuperCut 100 - 19cc

From Head no. 570051

Language **en**
Part No. **646901/570051**
V. 211020

Crimp. = Crimp diameter | cyl. = cylinder | Ex. = External | L. = Left | Lo. = Lower | Mani. = Manifold
Meas. Wheel = Measuring Wheel | No. = number | Pres. Rating = Pressure Rating | Red. = Reducer | R. = Right
SBR = Saw Bar Rescue | Str. = Straight | Stump treatm. = Stump treatment | Tot. = Total | U. = Upper | WEOPI = WEO Plug-In

Hose no.	Connections		Fittings		Ferrules	Length	Hose type			Note	
	Connection 1	Connection 2	Fitting 1	Fitting 2			Part no.	Total	Size		Part no.
646910	R. Manifold S1 T4		BSP -12 45		601178	601123	2093 mm	3/4"	615074		
	Saw motor B		BSP -12 Str.		601153	601123	2000 mm	280 bar	EN 857 2SC		
646911	Saw motor valve SP		BSP -12 Str.		601153	601371	1313 mm	3/4"	615005		
	Saw motor A		BSP -12 Str.		601153	601371	1260 mm	375 bar	EN 857 2SC		
646979	Stump treatm.		BSP -04 Str.		601150	601125	1797 mm	1/4"	615071		
	Bracket		BSP -04 Str.		601150	601125	1760 mm	450 bar	EN 857 2SC		
646980	Red. Manifold DR8		BSP -06 Str.		601151	601121	604 mm	3/8"	615072		
	Saw motor D		BSP -06 Banjo		601148	601121	560 mm	385 bar	EN 857 2SC		
646981	R. Manifold S1 DR3		BSP -06 90		601171	601121	1401 mm	3/8"	615072		
	Red. Manifold DR9		BSP -06 Str.		601151	601121	1360 mm	385 bar	EN 857 2SC		
646982	Saw motor valve P5		BSP -04 Banjo		601149	601125	1123 mm	1/4"	615071		
	Red. Manifold P6		BSP -04 Banjo		601149	601125	1070 mm	450 bar	EN 857 2SC		
646983	Red. Manifold PR2		BSP -04 Banjo		601149	601539	874 mm	1/4"	615091		
	Saw motor S		BSP -02 90		601527	601539	830 mm	290 bar	EN 857 1SC		
646984	L. Manifold A1		BSP -06 90		601161	601121	2002 mm	3/8"	615072		
	Saw bar feed cyl. B		BSP -06 90		601171	601121	1950 mm	385 bar	EN 857 2SC		
646985	L. Manifold B1		BSP -06 90		601171	601121	1772 mm	3/8"	615072		
	Saw bar feed cyl. A		BSP -06 90		601171	601121	1730 mm	385 bar	EN 857 2SC		
646986	Easy Greasy		BSP -02 90		601527	601539	305 mm	1/4"	615091		
	Saw motor R		BSP -02 90		601527	601539	270 mm	290 bar	EN 857 1SC		
646987	Grease hole frame		BSP -02 90		601527	601539	185 mm	1/4"	615091		
	Saw motor		BSP -02 90		601527	601539	150 mm	290 bar	EN 857 1SC		

Hose kit Log Max 7000Twin

Language **en**

Roller motor V12

Part No. **646902/570001**

From Head no. 570001

V. 211020

Crimp. = Crimp diameter | cyl. = cylinder | Ex. = External | L. = Left | Lo. = Lower | Mani. = Manifold
Meas. Wheel = Measuring Wheel | No. = number | Pres. Rating = Pressure Rating | Red. = Reducer | R. = Right
SBR = Saw Bar Rescue | Str. = Straight | Stump treatm. = Stump treatment | Tot. = Total | U. = Upper | WEOPI = WEO Plug-In

Hose no.	Connections		Fittings		Ferrules Part no.	Length Total Cut	Hose type		Note
	Connection 1	Connection 2	Fitting 1	Part no.			Size Pres. Rating	Part no. Standard	
			Fitting 2	Part no.					
646950	R. Manifold S2 A	BSP -12 90	601372	601371	685 mm	3/4"	615005		
	R. Roller motor A	BSP -12 Str.	601153	601371	630 mm	375 bar	EN 857 2SC		
646951	R. Manifold S2 B	BSP -12 90	601372	601371	675 mm	3/4"	615005		
	R. Roller motor B	BSP -12 Str.	601153	601371	620 mm	375 bar	EN 857 2SC		
646952	R. Manifold S3 A	BSP -12 90	601372	601371	1235 mm	3/4"	615005		
	L. Roller motor B	BSP -12 Str.	601153	601371	1180 mm	375 bar	EN 857 2SC		
646953	R. Manifold S3 B	BSP -12 90	601372	601371	1345 mm	3/4"	615005		
	L. Roller motor A	BSP -12 Str.	601153	601371	1290 mm	375 bar	EN 857 2SC		
646954	R. Manifold S1 DR1	BSP -06 Str.	601151	601121	631 mm	3/8"	615072		
	R. Roller motor D	BSP -06 90	601171	601121	590 mm	385 bar	EN 857 2SC		
646955	R. Manifold S1 DR2	BSP -06 45	601176	601121	1153 mm	3/8"	615072		
	L. Roller motor D	BSP -06 90	601171	601121	1090 mm	385 bar	EN 857 2SC		

Hose kit Log Max 7000Twin
SuperCut 100 - 30cc

From Head no. 570051

Language **en**
Part No. **646903/570051**

V. 211020

Crimp. = Crimp diameter | cyl. = cylinder | Ex. = External | L. = Left | Lo. = Lower | Mani. = Manifold
Meas. Wheel = Measuring Wheel | No. = number | Pres. Rating = Pressure Rating | Red. = Reducer | R. = Right
SBR = Saw Bar Rescue | Str. = Straight | Stump treatm. = Stump treatment | Tot. = Total | U. = Upper | WEOPI = WEO Plug-In

Hose no.	Connections		Fittings		Ferrules	Length	Hose type			Note		
	Connection 1	Connection 2	Fitting 1	Fitting 2			Part no.	Total	Size		Hose type	
											Part no.	Standard
646983	Red. Manifold PR2		BSP -04 Banjo		601149	874 mm	1/4"	615091				
	Saw motor S		BSP -02 90		601527	830 mm	290 bar	EN 857 1SC				
646986	Easy Greasy		BSP -02 90		601527	305 mm	1/4"	615091				
	Saw motor R		BSP -02 90		601527	270 mm	290 bar	EN 857 1SC				
646987	Grease hole frame		BSP -02 90		601527	185 mm	1/4"	615091				
	Saw motor		BSP -02 90		601527	150 mm	290 bar	EN 857 1SC				
646979	Stump treatm.		BSP -04 Str.		601150	1797 mm	1/4"	615071				
	Bracket		BSP -04 Str.		601150	1760 mm	450 bar	EN 857 2SC				
646982	Saw motor valve P5		BSP -04 Banjo		601149	1123 mm	1/4"	615071				
	Red. Manifold P6		BSP -04 Banjo		601149	1070 mm	450 bar	EN 857 2SC				
646981	R. Manifold S1 DR3		BSP -06 90		601171	1401 mm	3/8"	615072				
	Red. Manifold DR9		BSP -06 Str.		601151	1360 mm	385 bar	EN 857 2SC				
646984	L. Manifold A1		BSP -06 90		601161	2002 mm	3/8"	615072				
	Saw bar feed cyl. B		BSP -06 90		601171	1950 mm	385 bar	EN 857 2SC				
646985	L. Manifold B1		BSP -06 90		601171	1772 mm	3/8"	615072				
	Saw bar feed cyl. A		BSP -06 90		601171	1730 mm	385 bar	EN 857 2SC				
646990	Red. Manifold DR8		BSP -06 90		601161	491 mm	3/8"	615072				
	Saw motor D		BSP -06 Str.		601151	440 mm	385 bar	EN 857 2SC				
646401	R. Manifold S1 T4		BSP -12 Str.		601153	1880 mm	3/4"	615074				
	Saw motor B		BSP -12 Str.		601153	1820 mm	280 bar	EN 857 2SC				
646989	Saw motor valve SP		BSP -12 Str.		601153	1313 mm	3/4"	615005				
	Saw motor A		BSP -12 Str.		601153	1260 mm	375 bar	EN 857 2SC				

Hose kit Log Max 7000Twin

Language **en**

Saw 98 XL

Part No. **646905/570051**

From Head no. 570051

V. 211020

Crimp. = Crimp diameter | cyl. = cylinder | Ex. = External | L. = Left | Lo. = Lower | Mani. = Manifold
 Meas. Wheel = Measuring Wheel | No. = number | Pres. Rating = Pressure Rating | Red. = Reducer | R. = Right
 SBR = Saw Bar Rescue | Str. = Straight | Stump treatm. = Stump treatment | Tot. = Total | U. = Upper | WEOPI = WEO Plug-In

Hose no.	Connections		Fittings		Ferrules	Length	Hose type			Note	
	Connection 1	Connection 2	Fitting 1	Part no.			Total	Size	Part no.		Standard
			Fitting 2								
646400	R. Manifold S1 T4		BSP -12 Str.	601153	601123	1903 mm	3/4"	615074			
	Saw motor B		BSP -12 Str.	601153	601123	1850 mm	280 bar	EN 857 2SC			
646911	Saw motor valve SP		BSP -12 Str.	601153	601371	1313 mm	3/4"	615005			
	Saw motor A		BSP -12 Str.	601153	601371	1260 mm	375 bar	EN 857 2SC			
646912	R. Manifold S1 DR3		BSP -06 90	601171	601121	2075 mm	3/8"	615072			
	Saw motor D		BSP -06 Banjo	601148	601121	2030 mm	385 bar	EN 857 2SC			
646941	Easy Greasy		BSP -04 Banjo	601149	601125	264 mm	1/4"	615071			
	Saw unit		BSP -04 90	601170	601125	220 mm	450 bar	EN 857 2SC			
646942	L. Manifold B1		BSP -04 Banjo	601149	601125	1964 mm	1/4"	615071			
	Saw bar feed cyl. A		BSP -04 90	601170	601125	1920 mm	450 bar	EN 857 2SC			
646943	L. Manifold A1		BSP -04 Banjo	601149	601125	2143 mm	1/4"	615071			
	Saw bar feed cyl. B		BSP -04 90	601160	601125	2090 mm	450 bar	EN 857 2SC			

Hose kit Log Max 7000Twin
Universal kit
From Head no. 570XXX

Language en
Part No. 646906/XXXXXX
V. 211020

Crimp. = Crimp diameter | cyl. = cylinder | Ex. = External | L. = Left | Lo. = Lower | Mani. = Manifold
Meas. Wheel = Measuring Wheel | No. = number | Pres. Rating = Pressure Rating | Red. = Reducer | R. = Right
SBR = Saw Bar Rescue | Str. = Straight | Stump treatm. = Stump treatment | Tot. = Total | U. = Upper | WEOPI = WEO Plug-In

Hose no.	Connections		Fittings		Ferrules	Length	Hose type			Note	
	Connection 1	Connection 2	Fitting 1	Fitting 2			Part no.	Total	Size		Part no.
645627	Crane		BSP -16 Str.		601157	601142		1"	615084	Marked P	
	R. Manifold S1 P		BSP -16 Str.		601157	601142	3300 mm	345 bar	SAE 100 R13		
645628	Crane		BSP -16 Str.		601157	601142		1"	615084	Marked T	
	R. Manifold S1 T		BSP -16 Str.		601157	601142	3300 mm	345 bar	SAE 100 R13		
645629	Crane		BSP -08 Str.		601152	601130		1/2"	615035	Marked DR	
	R. Manifold S1 DR3		BSP -08 Str.		601152	601130	3340 mm	470 bar	EN 857 2SC		
649050	Crane		BSP -12 Str.		601153	601371		3/4"	615083	Marked EL	
	Bracket frame		BSP -12 Str.		601153	601371	3620 mm	345 bar	SAE 100 R13		

Hose kit Log Max 7000Twin

Language **en**

Rotator control

Part No. **646907/570001**

From Head no. 570001

V. 211020

Crimp. = Crimp diameter | cyl. = cylinder | Ex. = External | L. = Left | Lo. = Lower | Mani. = Manifold
 Meas. Wheel = Measuring Wheel | No. = number | Pres. Rating = Pressure Rating | Red. = Reducer | R. = Right
 SBR = Saw Bar Rescue | Str. = Straight | Stump treatm. = Stump treatment | Tot. = Total | U. = Upper | WEOPI = WEO Plug-In

Hose no.	Connections		Fittings		Ferrules	Length	Hose type			Note	
	Connection 1	Connection 2	Fitting 1	Part no.			Total	Size	Part no.		Standard
			Fitting 2								
646945	L. Manifold A2		BSP -04 90	601170	601125	1836 mm	1/4"	615071	615071	Marked A	
	Hose 6947 A		BSP -04 Str.	601150	601125	1800 mm	450 bar	EN 857 2SC	EN 857 2SC		
646946	L. Manifold B2		BSP -04 90	601170	601125	1836 mm	1/4"	615071	615071	Marked B	
	Hose 6948 B		BSP -04 Str.	601150	601125	1800 mm	450 bar	EN 857 2SC	EN 857 2SC		
646947	Hose 6945 A		BSP -04 Str.	601150	601125	885 mm	1/4"	615071	615071	Marked A	
	Rotator A		BSP -04 Banjo	601149	601125	840 mm	450 bar	EN 857 2SC	EN 857 2SC		
646948	Hose 6946 B		BSP -04 Str.	601150	601125	885 mm	1/4"	615071	615071	Marked B	
	Rotator B		BSP -04 Banjo	601149	601125	840 mm	450 bar	EN 857 2SC	EN 857 2SC		

Hose kit Log Max 7000Twin
Roller motor MS11
From Head no. 570019

Language **en**
Part No. **646908/570019**
V. 211020

Crimp. = Crimp diameter | cyl. = cylinder | Ex. = External | L. = Left | Lo. = Lower | Mani. = Manifold
Meas. Wheel = Measuring Wheel | No. = number | Pres. Rating = Pressure Rating | Red. = Reducer | R. = Right
SBR = Saw Bar Rescue | Str. = Straight | Stump treatm. = Stump treatment | Tot. = Total | U. = Upper | WEOPI = WEO Plug-In

Hose no.	Connections		Fittings		Ferrules	Length	Hose type			Note	
	Connection 1	Connection 2	Fitting 1	Fitting 2			Part no.	Total	Size		Part no.
646954	R. Manifold S1 DR1		BSP -06 Str.		601151	601121	631 mm	3/8"	615072		
	R. Roller motor D		BSP -06 90		601171	601121	590 mm	385 bar	EN 857 2SC		
646955	R. Manifold S1 DR2		BSP -06 45		601176	601121	1153 mm	3/8"	615072		
	L. Roller motor D		BSP -06 90		601171	601121	1090 mm	385 bar	EN 857 2SC		
646960	R. Manifold S2 A		BSP -12 90		601372	601371	796 mm	3/4"	615005	180°	
	R. Roller motor R		BSP -12 90		601372	601371	740 mm	375 bar	EN 857 2SC		
646961	R. Manifold S2 B		BSP -12 90		601372	601371	786 mm	3/4"	615005	190°	
	R. Roller motor L		BSP -12 90		601372	601371	730 mm	375 bar	EN 857 2SC		
646962	R. Manifold S3 A		BSP -12 90		601372	601371	1346 mm	3/4"	615005	180°	
	L. Roller motor L		BSP -12 90		601372	601371	1290 mm	375 bar	EN 857 2SC		
646963	R. Manifold S3 B		BSP -12 90		601372	601371	1446 mm	3/4"	615005	270°	
	L. Roller motor R		BSP -12 90		601372	601371	1390 mm	375 bar	EN 857 2SC		

Hose kit Log Max 7000Twin

Language **en**

Color marking equipment

Part No. **646909/5700XX**

From Head no. **5700XX**

V. 211020

Crimp. = Crimp diameter | cyl. = cylinder | Ex. = External | L. = Left | Lo. = Lower | Mani. = Manifold
Meas. Wheel = Measuring Wheel | No. = number | Pres. Rating = Pressure Rating | Red. = Reducer | R. = Right
SBR = Saw Bar Rescue | Str. = Straight | Stump treatm. = Stump treatment | Tot. = Total | U. = Upper | WEOPI = WEO Plug-In

Hose no.	Connections		Fittings		Ferrules	Length	Hose type			Note		
	Connection 1	Connection 2	Fitting 1	Fitting 2			Part no.	Total	Size		Part no.	
											Pres. Rating	Standard
615049	Hose guard					1900 mm	3/4"					
615055	Hose guard					600 mm	1/2"					
646964	L. Manifold PM		BSP -02 Banjo	601531	601539	26 mm	1/4"		615091	90°		
	Color Pump P		BSP -04 90	601160	601539		290 bar		EN 857 1SC			
646965	R. Manifold S1 DR6		BSP -02 Banjo	601531	601539	26 mm	1/4"		615091	90°		
	Color Pump DR		BSP -04 90	601160	601539		290 bar		EN 857 1SC			
646966	L. Color tank		BSP -04 Banjo	601149	601539	27 mm	1/4"		615091			
	Adaptor 1		BSP -02 Str.	601529	601539		290 bar		EN 857 1SC			
646967	R. Color tank		BSP -04 Banjo	601149	601539	27 mm	1/4"		615091			
	Adaptor 2		BSP -02 Str.	601529	601539		290 bar		EN 857 1SC			
646968	Adaptor 1		BSP -02 Str.	601529	601539	26 mm	1/4"		615091			
	Color Pump C1T		BSP -04 90	601160	601539		290 bar		EN 857 1SC			
646969	Adaptor 2		BSP -02 Str.	601529	601539	26 mm	1/4"		615091			
	Color Pump C2T		BSP -04 90	601160	601539		290 bar		EN 857 1SC			
646970	Color Pump C1P		BSP -02 90	601527	601539	18 mm	1/4"		615091			
	Color Block 1		BSP -02 Str.	601529	601539		290 bar		EN 857 1SC			
646971	Color Pump C2P		BSP -02 90	601527	601539	18 mm	1/4"		615091			
	Color Block 2		BSP -02 Str.	601529	601539		290 bar		EN 857 1SC			

Hose kit Log Max 7000Twin

Miscellaneous hoses

Language **en**

Part No. **646919/XXXXXX**

From Head no. **XXXXXX**

V. 211020

Crimp. = Crimp diameter | cyl. = cylinder | Ex. = External | L. = Left | Lo. = Lower | Mani. = Manifold
 Meas. Wheel = Measuring Wheel | No. = number | Pres. Rating = Pressure Rating | Red. = Reducer | R. = Right
 SBR = Saw Bar Rescue | Str. = Straight | Stump treatm. = Stump treatment | Tot. = Total | U. = Upper | WEOPI = WEO Plug-In

Hose no.	Connections		Fittings		Ferrules Part no.	Length Total Cut	Hose type			Note	
	Connection 1	Connection 2	Fitting 1	Fitting 2			Part no.	Size	Part no.		
									Pres. Rating		Standard
646992	Stump treatm. 1		BSP -04 Str.		601150	1796 mm	1/4"	615071			
646993	Swivel		BSP -04 90		601170	1760 mm	450 bar	EN 857 2SC			
	Swivel		BSP -04 Str.		601150	317 mm	1/4"	615091			
	Saw bar holder		BSP -04 Str.		601150	280 mm	290 bar	EN 857 1SC			

Log Max

7000Twin

Spare part manual

570061-

en

Log Max

7000Twin

Spare part manual

570061-

en

Log Max

7000Twin

Spare part manual

570061-

en

Log Max

7000Twin

Spare part manual

570061-

en

Log Max

7000Twin

Spare part manual

570061-

en

Log Max

7000Twin

Spare part manual

570061-

en

Log Max

7000Twin

Spare part manual

570061-

en