


Log Max

7000XT Top Saw

Spare part manual



www.logmax.com

Ver. 1.6



Stationsvägen 12 - 77013 Grangärde - SWEDEN

Phone: +46 240 59 11 00

info@logmax.com www.logmax.com

Applies to serial number: 371032-

Contents

Frame and protection	11
Frame with protective cover.....	13
Frame.....	15
Protective cover	17
Filling cap	19
Delimiting unit	21
Upper delimiting knife, assembly.....	23
Upper delimiting knife	27
Upper delimiting knife sensor.....	29
Hydraulic cylinder.....	31
Manifold.....	33
Directional valve	35
Left and right delimiting knives, assembly.....	37
Left delimiting knife.....	41
Left delimiting knife. Replaceable knife blade	43
Right delimiting knife	45
Right delimiting knife. Replaceable knife blade.....	47
Hydraulic cylinder.....	49
Rod kit	51
Lower delimiting knife, assembly.....	53
Lower delimiting knife.....	55
Hydraulic cylinder.....	57
Rod kit	59
Protection	61
Feeding unit.....	63
Feeding unit, assembly.....	65
Hydraulic cylinder.....	69
Rod kit	71
Feed roller arms V12, assembly	73
Right feed roller arm V12.....	77
Left feed roller arm V12	79
Feed rollers V-Steel Soft Grip, V12	81
Feed roller V-Steel Soft Grip, V12	83
Feed rollers V-Steel Hard Grip, V12	85
Feed roller V-Steel Hard Grip, V12.....	87
Feed rollers Eucalyptus, V12.....	89
Feed roller Eucalyptus, V12	91
Feed roller arms MS11, assembly.....	93
Right feed roller arm, MS11	95
Left feed roller arm, MS11	97
Feed roller motor 1259 ccm.....	99
Feed rollers V-Steel Soft Grip, MS11.....	101
Feed roller V-Steel Soft Grip, MS11.....	103
Feed rollers V-Steel Hard Grip, MS11	105
Feed roller V-Steel Hard Grip, MS11	107

Measuring	109
Diameter measuring unit.....	111
Encoder.....	113
Length measuring unit, assembly.....	115
Shaft.....	117
Hydraulic cylinder.....	119
Length measuring arm.....	121
Measuring wheel arm.....	123
Cover.....	125
Wheel rim spacer kit.....	127
Felling unit.....	129
Felling link, assembly.....	131
Felling link.....	135
Hydraulic cylinder.....	137
Rod kit.....	139
Chain holder.....	141
Hose holder, assembly.....	143
Hose holder.....	145
Hose holder, stump treatment.....	147
Saw unit	149
Saw unit 611, assembly.....	151
Pin.....	155
Saw unit 611.....	157
Saw motor F12-60, assembly.....	159
Saw motor F12-60.....	161
Saw bracket 611.....	163
Saw bar bracket 611.....	165
Cylinder bracket.....	167
Top saw unit 318 F-12-30, assembly.....	169
Saw unit 318 F12-30.....	173
Saw unit 318.....	175
Saw bar bracket -04.....	177
Saw bar holder -04.....	179
Saw motor F12-30.....	181
Bearing unit.....	183
Manifold.....	185
Relief valve.....	187
Saw chain lubrication, Super Greasy.....	189
Accessories	191
Color marking, assembly.....	193
Color pump, assembly.....	195
Color pump.....	197
Directional valve.....	199
Directional valve.....	201
Color marking manifold, assembly.....	203
Color marking manifold.....	205
Color tank, assembly.....	207
Filling cap, red.....	209

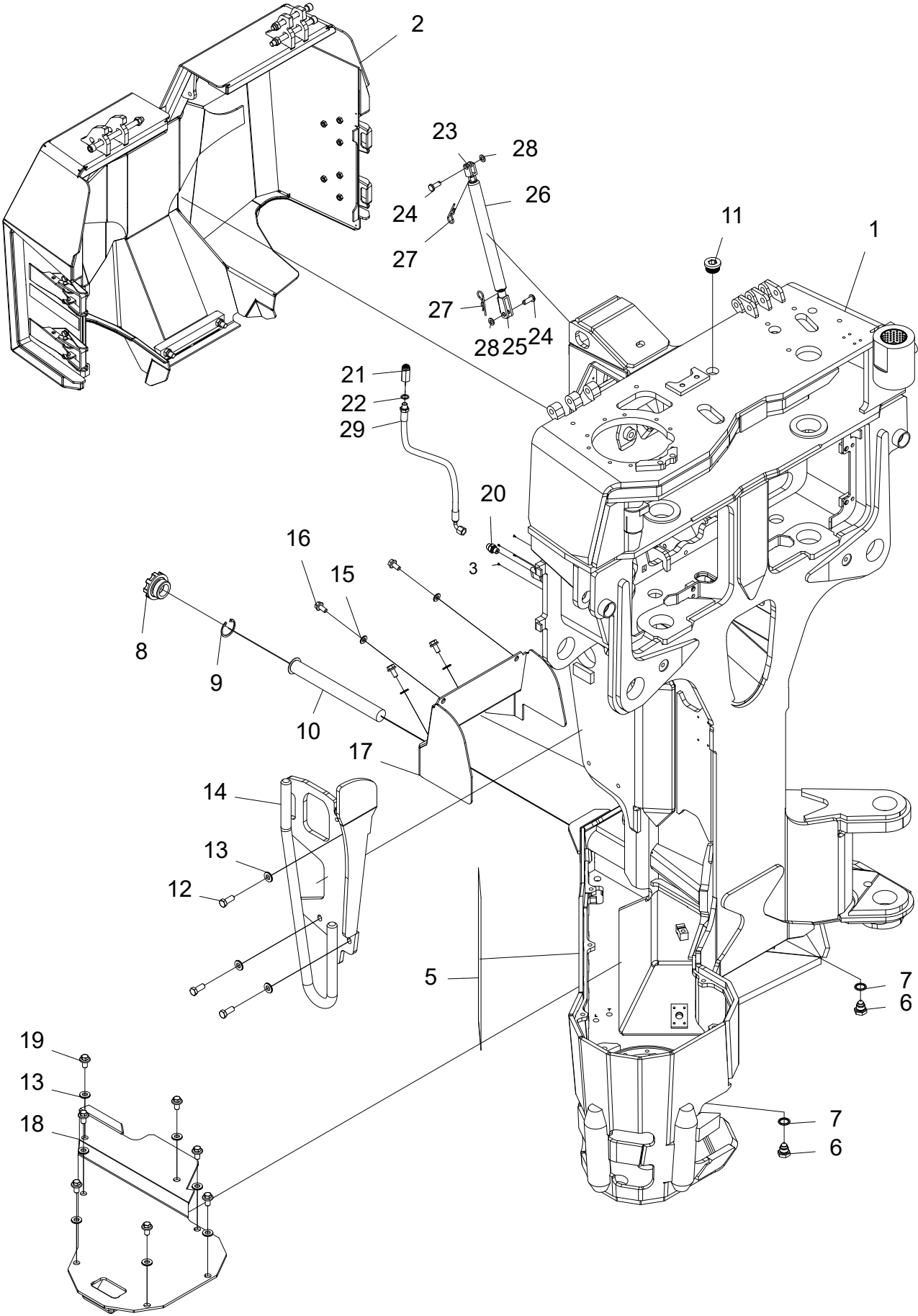
Filling cap, blue.....	211
Stump treatment saw 611	213
Find End kit.....	215
Find End.....	217
Chain shot guard	219
Tool kit.....	221
Hydraulic system	223
Hydraulics, assembly.....	225
Right manifold, assembly	229
Part 1	231
Part 2.....	233
Inlet manifold	235
Feed section	237
Feed section	239
Inlet manifold	241
Tie rod kit.....	243
Tie rod kit.....	245
Lower delimiting knife section	247
Delimiting knife section.....	249
Relief valve	251
Compensator kit	253
Compensator kit	255
Compensator kit	257
Compensator kit	259
Relief valve 210 bar.....	261
Relief valve 125 bar.....	263
Relief valve 350 bar.....	265
Relief valve 330 bar.....	267
Relief valve 300 bar.....	269
Feed reducer	271
Cap EC/A036.....	273
Cap EC/PC.....	275
Cap PC/B.....	277
Cap EC/B.....	279
Solenoid.....	281
Left manifold.....	283
Directional valve	285
Directional valve	287
Directional valve	289
Check valve	291
Relief valve	293
Manifold	295
Relief valve	297
Relief valve	299
Relief valve	301
Relief valve 210 bar	303
Control system	305
Log Mate 510.....	307
Log Mate 510 cable list	309

Hose kits311



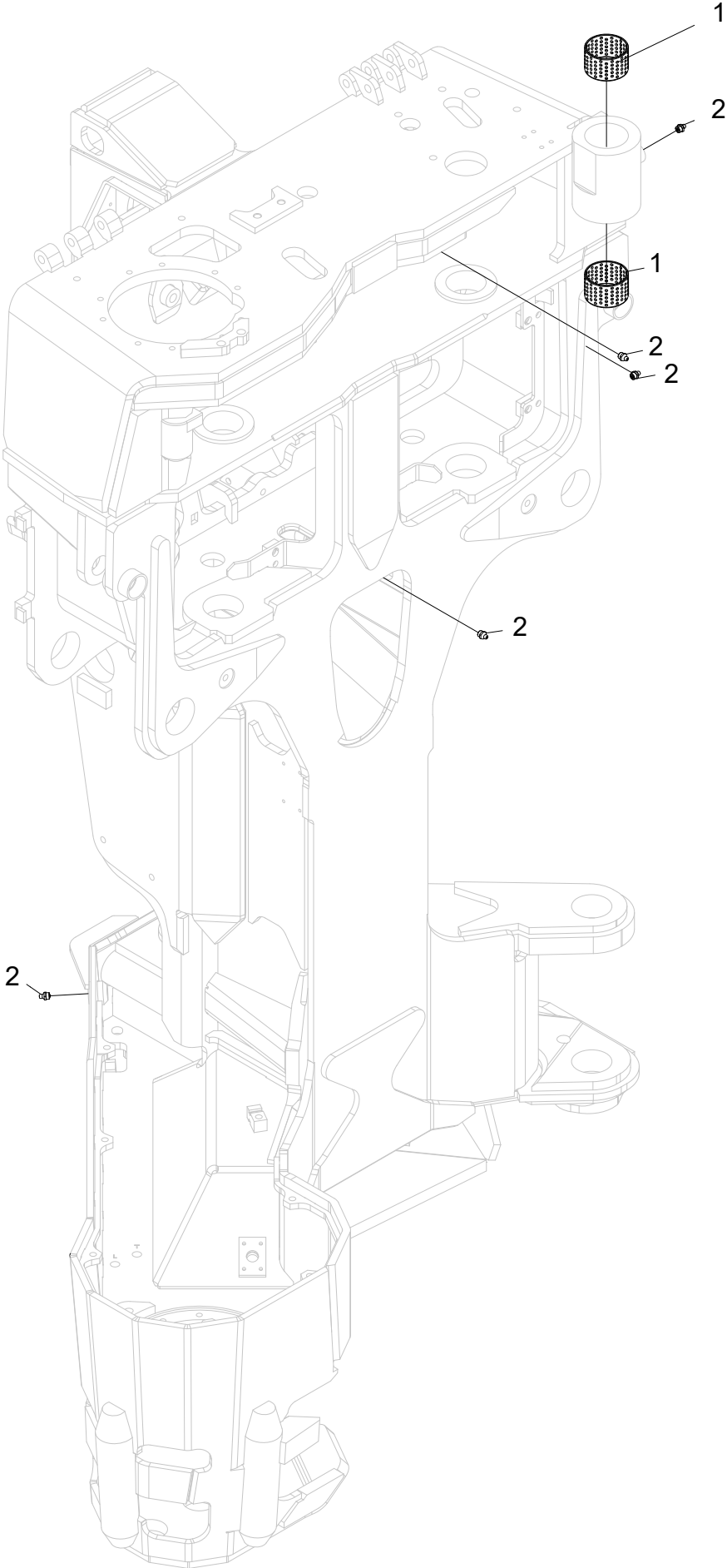
= requires special instructions from Log Max AB

Frame and protection



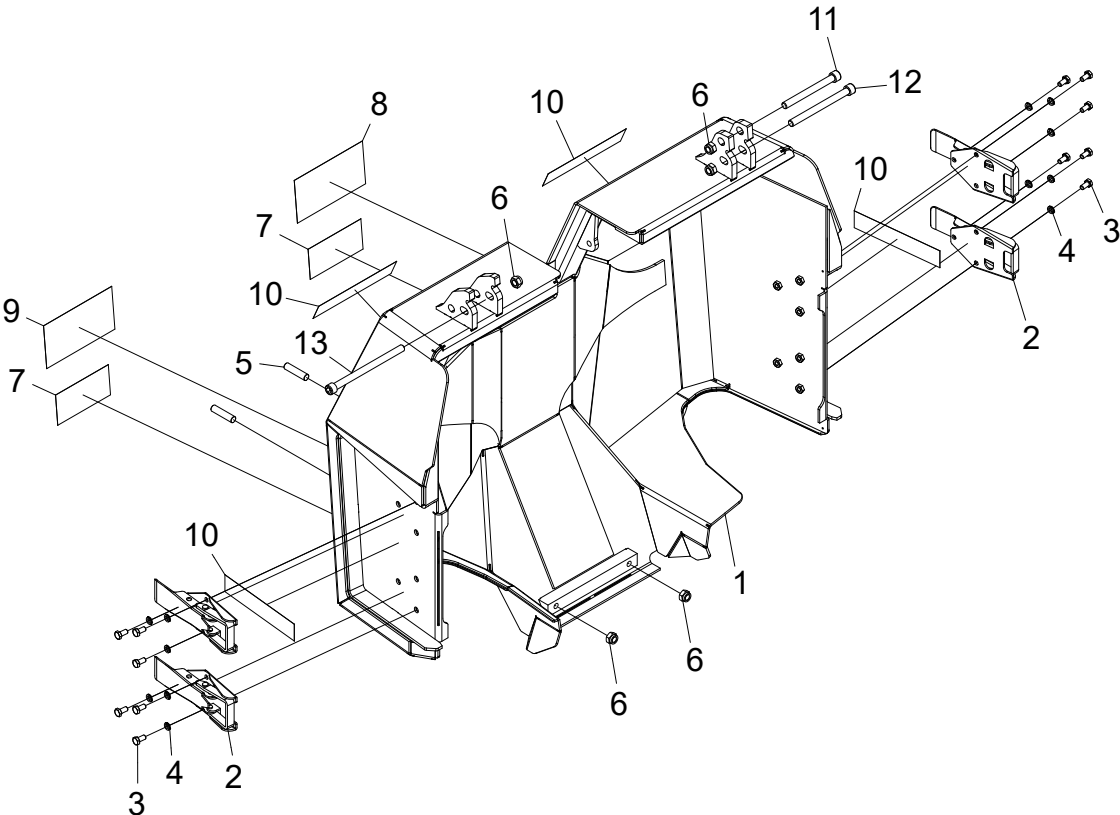
Frame with protective cover

Structure 047204				
Pos.	Part no.	Quantity	Description	Specification
1	047200	1	Frame	
2	047206	1	Protective cover	
3	500651	4	Screw	2,2x4,5
4	601006	2	Hex plug	1 1/4"
5	519157	1	Decal	
6	015642	2	Magnetic plug	1/2"
7	601103	2	Bonded seal	1/2"
8	013969	1	Filling cap	
9	517238	1	Circlip	45
10	015351	1	Filter	
11	601005	1	Hex plug	1"
12	500091	3	Screw	M12x30 8.8 FZB
13	503076	10	Washer	M12 NL sp
14	015499	1	Hose leader	
15	503075	4	Washer	M10 NL sp
16	505083	4	Screw	M10x20 10.9
17	018650	1	Cover	
18	018649	1	Cover	
19	505088	7	Screw	M12x20 10.9
20	601750	1	Adapter	BSP 1/4"-9/16" ORFS
21	015037	1	Breather valve	
22	601200	1	Copper seal	13x19x1,5
23	510123	1	Fork head	
24	505089	2	Bolt	10x28 FZB
25	510124	1	Fork head	
26	526040	1	Gas spring	
27	521005	2	Lock pin	LSA 3
28	503007	2	Washer	10x18x2 FZB
29	648430	1	Bleed hose	



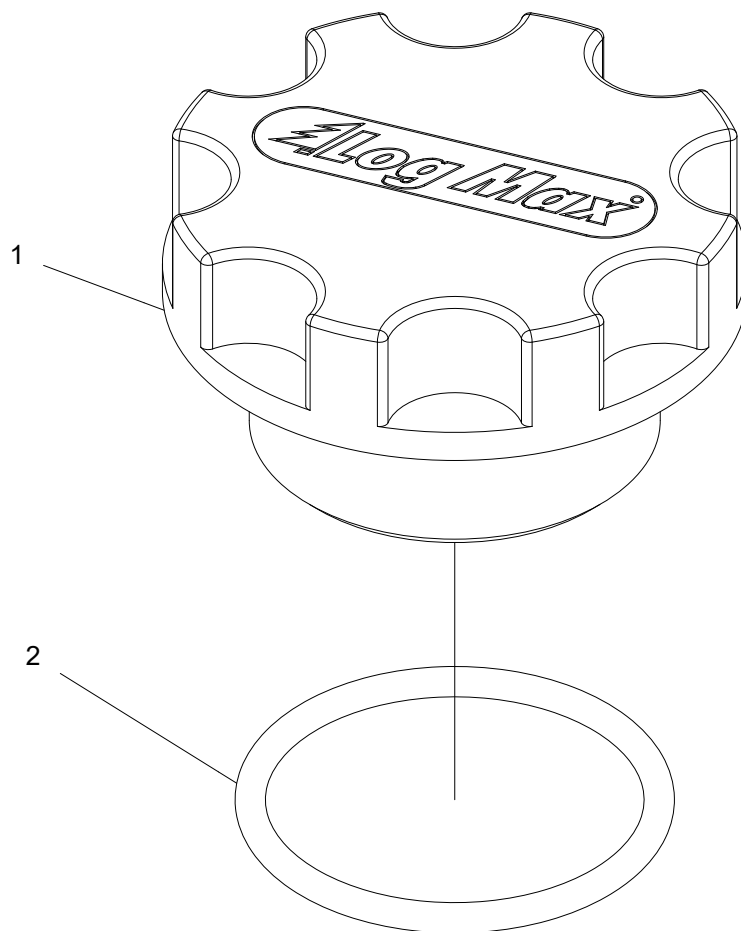
Frame

Structure 047200				
Pos.	Part no.	Quantity	Description	Specification
1	512028	2	Bushing	60x40
2	625000	6	Grease nipple	1/8"



Protective cover

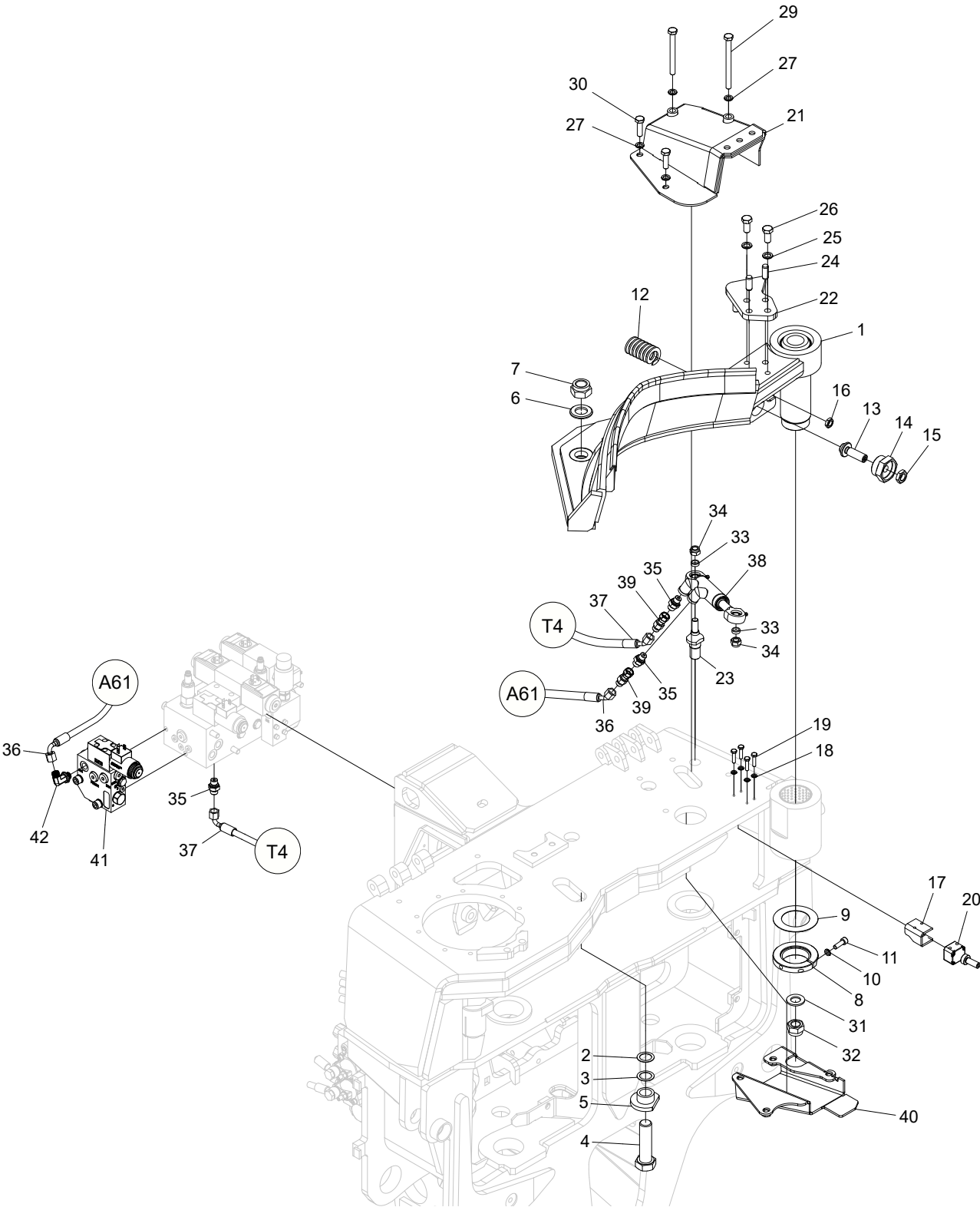
Structure 047206				
Pos.	Part no.	Quantity	Description	Specification
1	047205	1	Protective cover	
2	519085	4	Overcentre latch	
3	500042	12	Screw	M8x16 8.8 FZB
4	503055	12	Washer	M8 NL
5	513042	2	Screw	M12x50
6	502056	5	Nut	M12
7	519110	2	Decal	
8	519140	1	Decal	
9	519141	1	Decal	
10	519156	4	Decal	
11	501121	1	Screw	M12x120 12.9
12	501123	1	Screw	M12x140 12.9
13	501126	1	Screw	M12x170 12.9



Filling cap

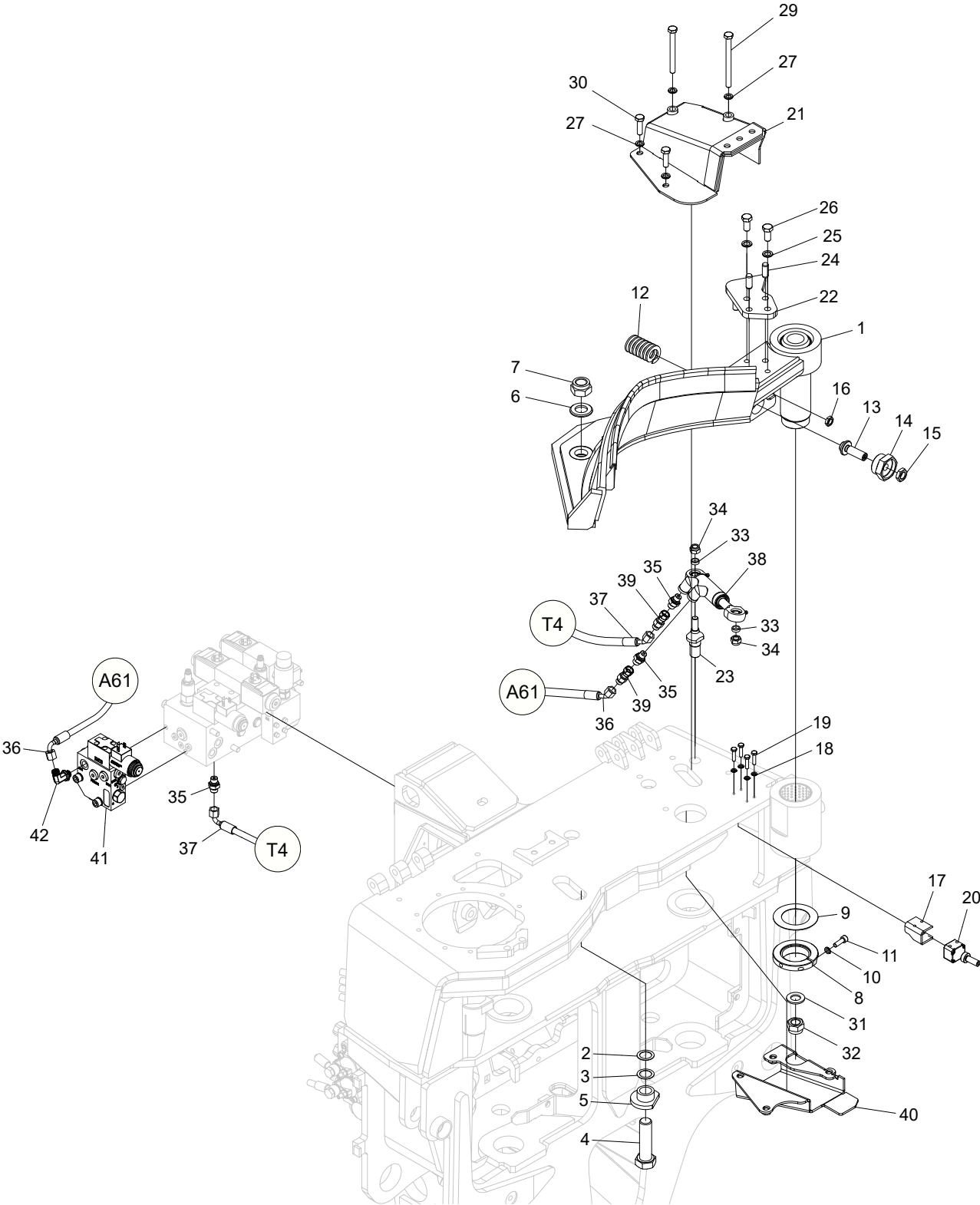
Structure 013969				
Pos.	Part no.	Quantity	Description	Specification
1	014369	1	Filling cap	
2	543028	1	O-ring	44,04x3,53

Delimiting unit

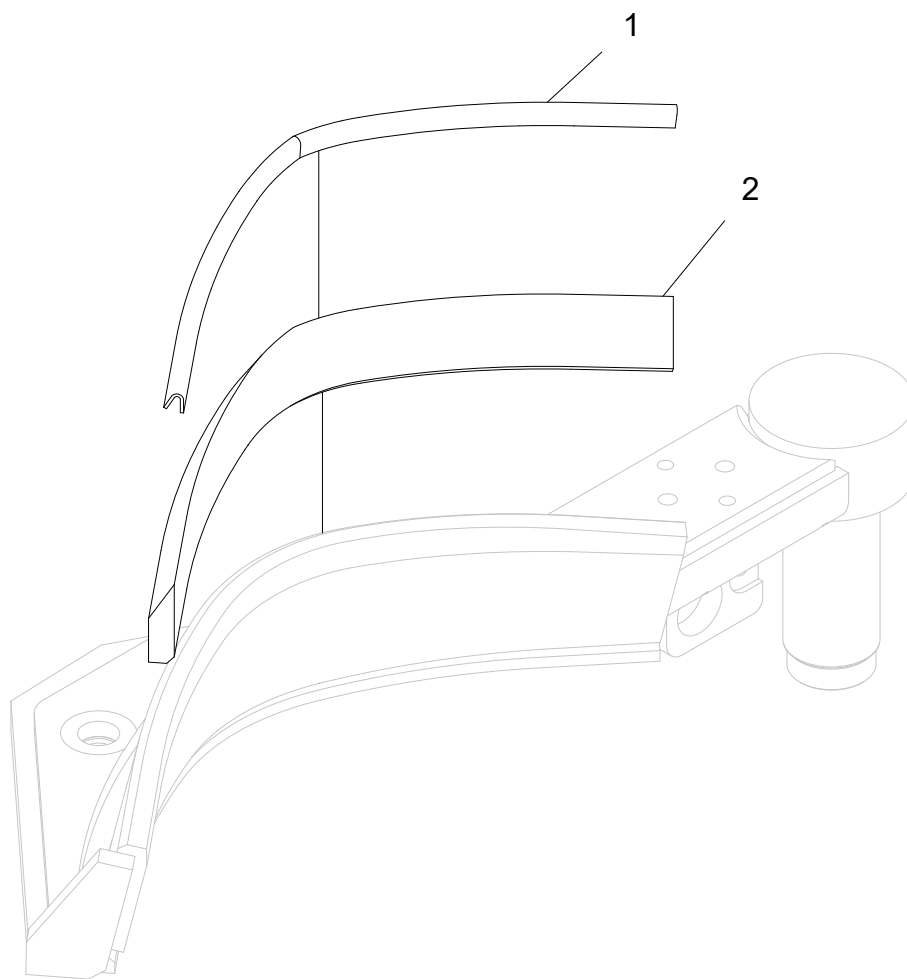


Upper delimiting knife, assembly

Structure 047240				
Pos.	Part no.	Quantity	Description	Specification
1	049029	1	Upper delimiting knife	
2	015481	1	Shim	1,0
3	015480	1	Shim	0,5
4	505091	1	Screw	M24x90 10.9
5	016592	1	Washer	
6	503018	1	Washer	25x45x4 FZB
7	502062	1	Nut	M24
8	016712	1	Threaded ring	M55
9	507017	1	Shim	56x89x1
10	503055	1	Washer	M8 NL
11	501070	1	Screw	M8x25 12.9
12	526031	1	Spring	
13	017282	1	Screw	M16
14	017281	1	Plug	1 1/4"
15	502706	1	Nut	M16 FZB
16	502701	1	Nut	M12x1,25
17	018395	1	Cover	
18	503065	4	Washer	M6 NL
19	500025	4	Screw	M6x25 8.8 FZB
20	401289	1	Sensor	
21	016627	1	Cover	
22	013431	1	Bracket	
23	013433	1	Cylinder pin	
24	515011	2	Cylindrical pin	12x30
25	503060	2	Washer	M12 NL
26	500090	2	Screw	M12x25 8.8 FZB
27	503057	4	Washer	M10 NL
28	500081	1	Screw	M10x100 8.8 FZB
29	500083	1	Screw	M10x120 8.8 FZB
30	500070	2	Screw	M10x35 8.8 FZB
31	503014	1	Washer	20x36x3 FZB
32	502060	1	Nut	M20
33	010170	2	Spacer	

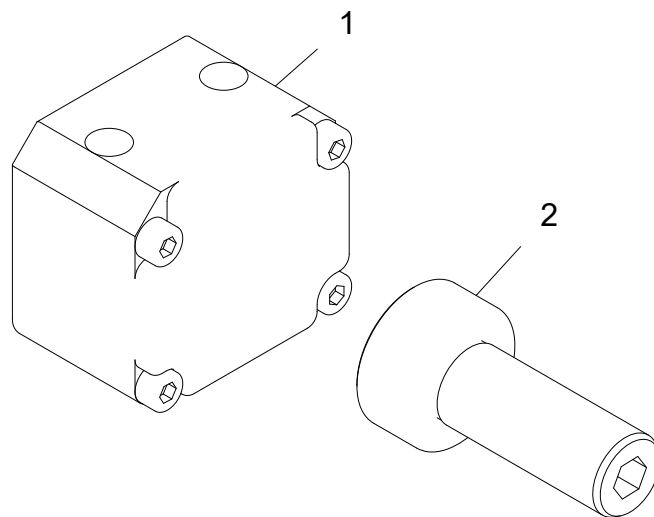


Structure 047240				
Pos.	Part no.	Quantity	Description	Specification
34	502056	2	Nut	M12
35	601750	4	Adapter	BSP 1/4"-9/16" ORFS
36	648445	1	Hydraulic hose	
37	648444	1	Hydraulic hose	
38	018360	1	Hydraulic cylinder	
39	601772	2	Adapter	ORFS-04
40	018922	1	Cover	
41	018912	1	Manifold	
42	601725	1	Adapter	90 1/4" - 9/16" ORFS



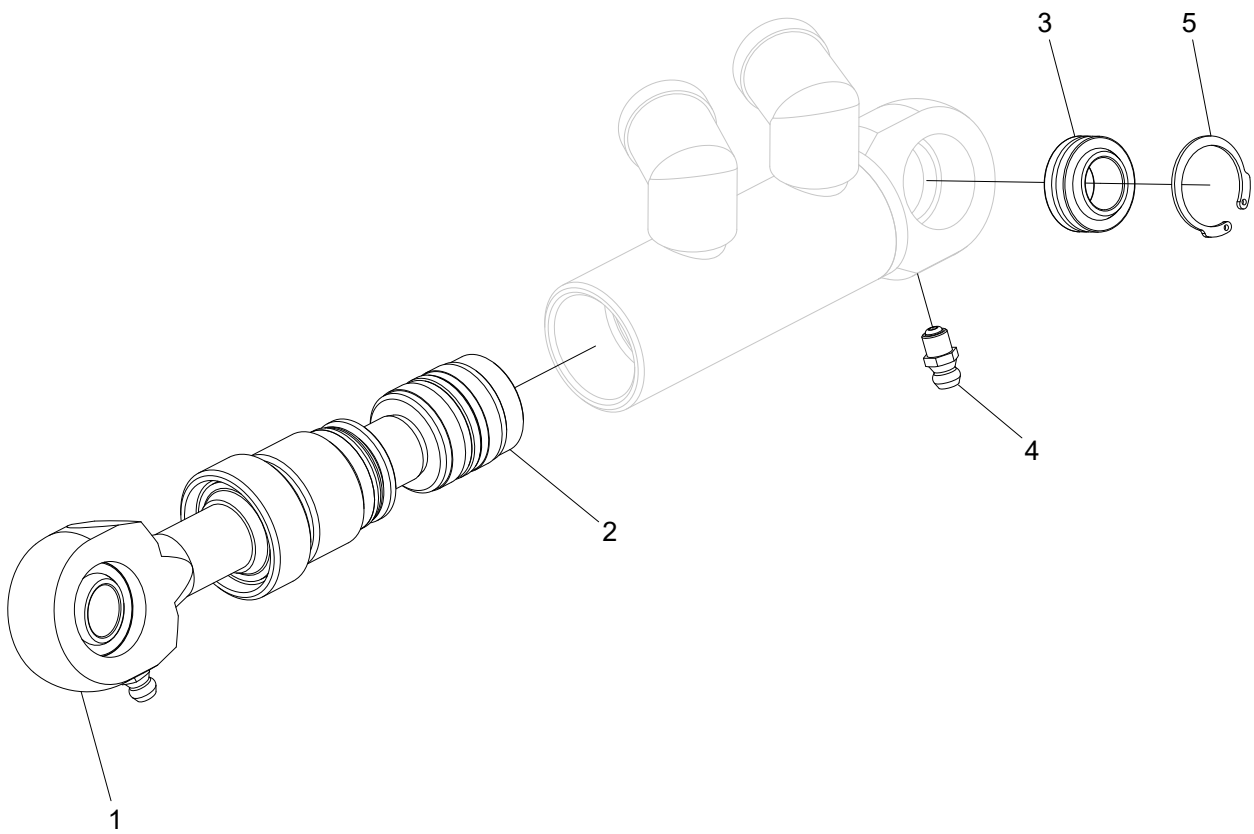
Upper delimiting knife

Structure 049029				
Pos.	Part no.	Quantity	Description	Specification
1	519010	1	Blade guard	
2	017280	1	Knife blade	



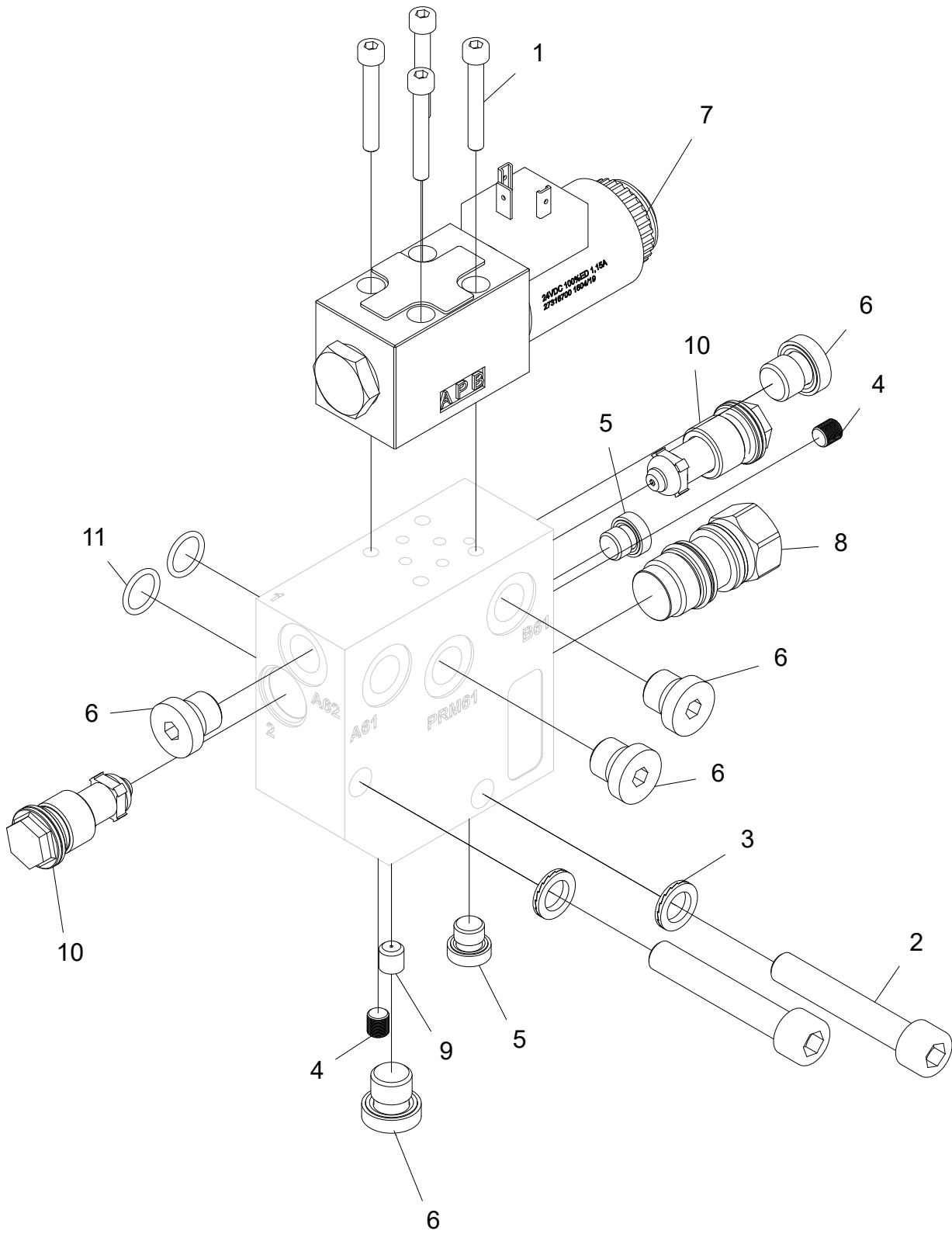
Upper delimiting knife sensor

Structure 401289				
Pos.	Part no.	Quantity	Description	Specification
1	401288	1	Encoder	
2	514054	1	Screw	



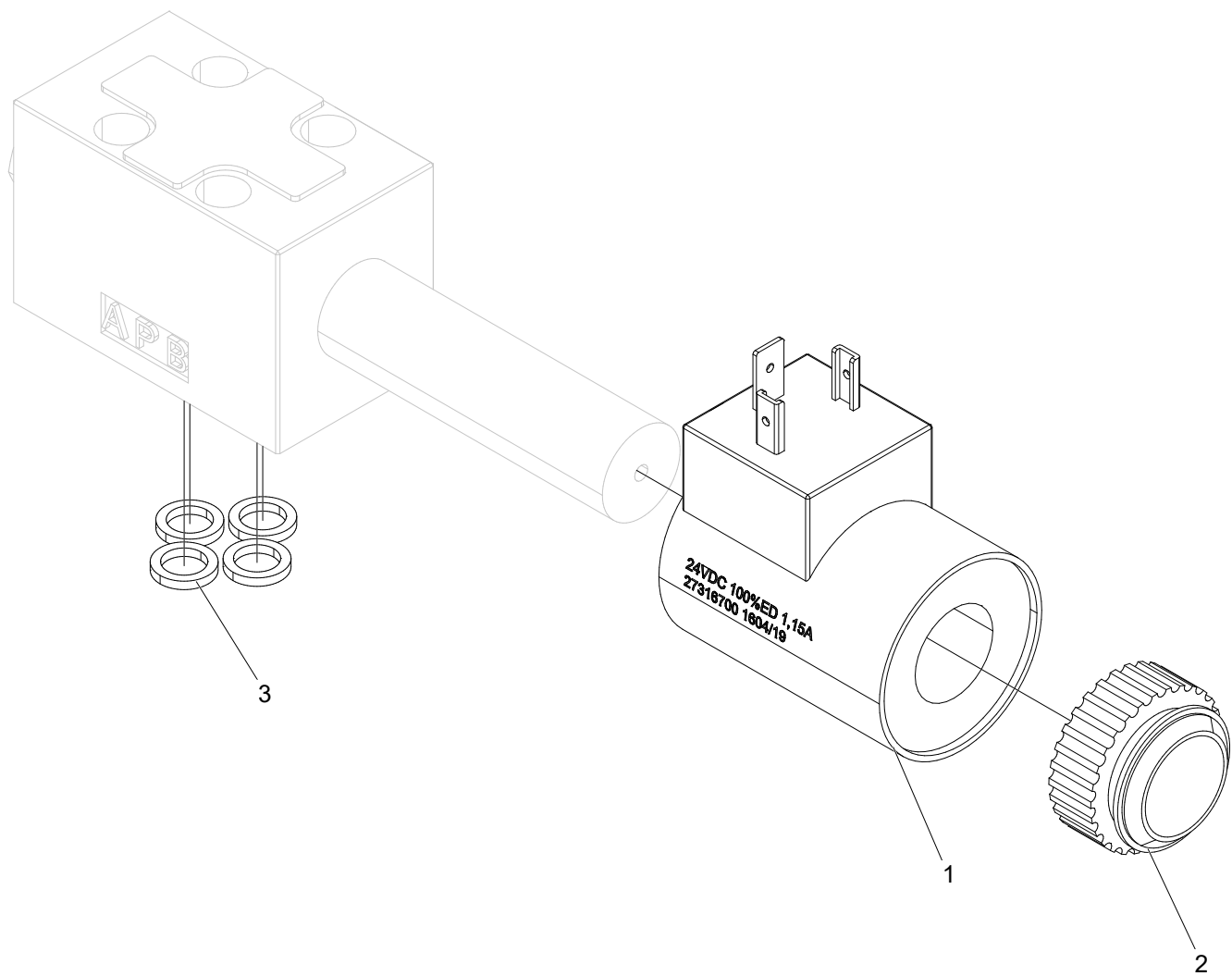
Hydraulic cylinder

Structure 018360				
Pos.	Part no.	Quantity	Description	Specification
1	018360-KIT	1	Rod kit	
2	620003	1	Seal kit	
3	015220	1	Spherical bushing	
4	625004	1	Grease nipple	M6
5	517214	1	Circlip	JV 22



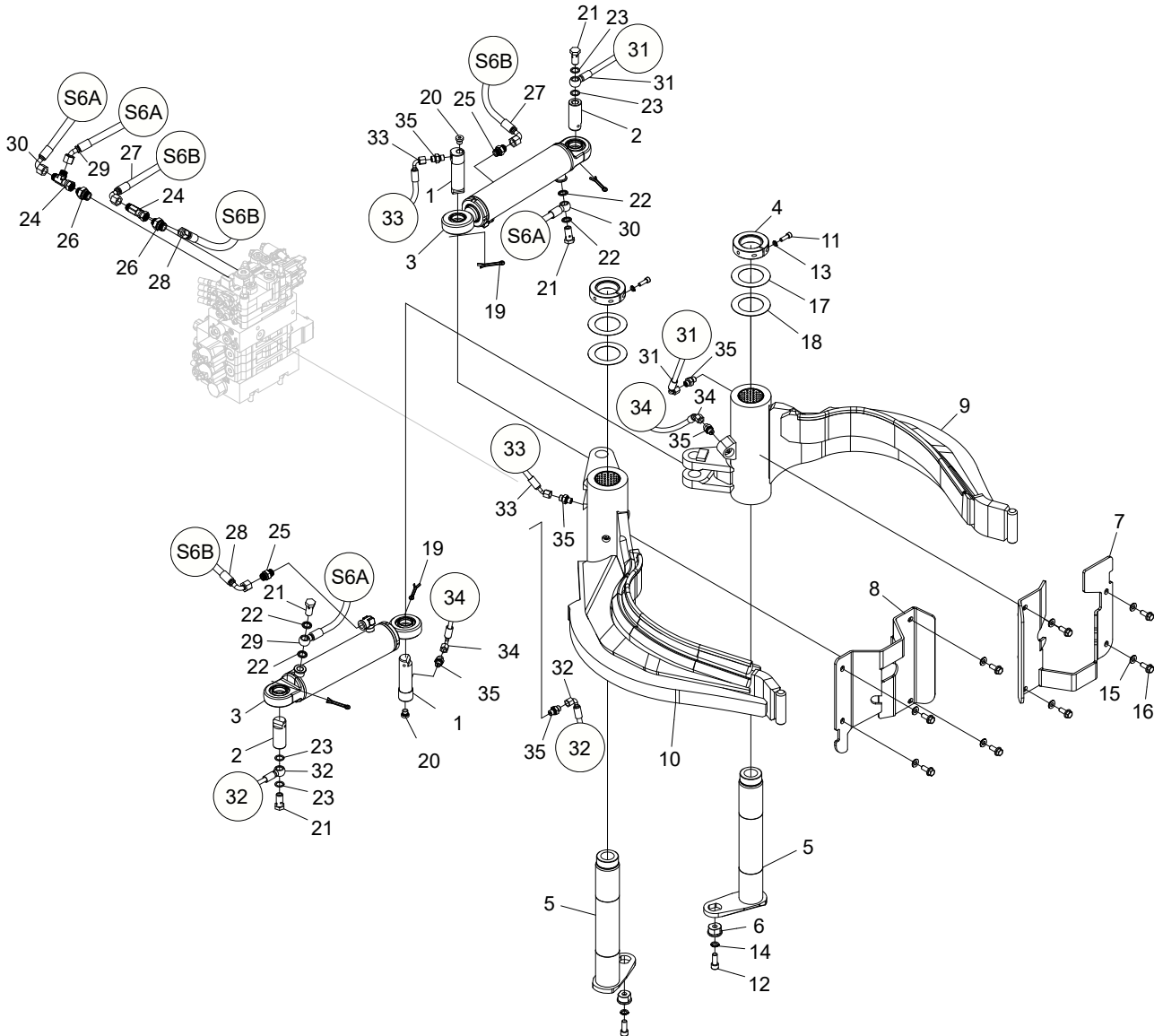
Manifold

Structure 018912				
Pos.	Part no.	Quantity	Description	Specification
1	501032	4	Screw	M5x35 12.9
2	501096	2	Screw	M10x60 12.9
3	503057	2	Washer	M10 NL
4	519055	2	Plug	
5	601000	2	Hex plug	
6	601001	5	Hex plug	
7	612057	1	Directional valve	
8	612105	1	Plug	
9	613024	1	Orifice	M8x1
10	617032	2	Relief valve	
11	619057	2	O-ring	12,42x1,78



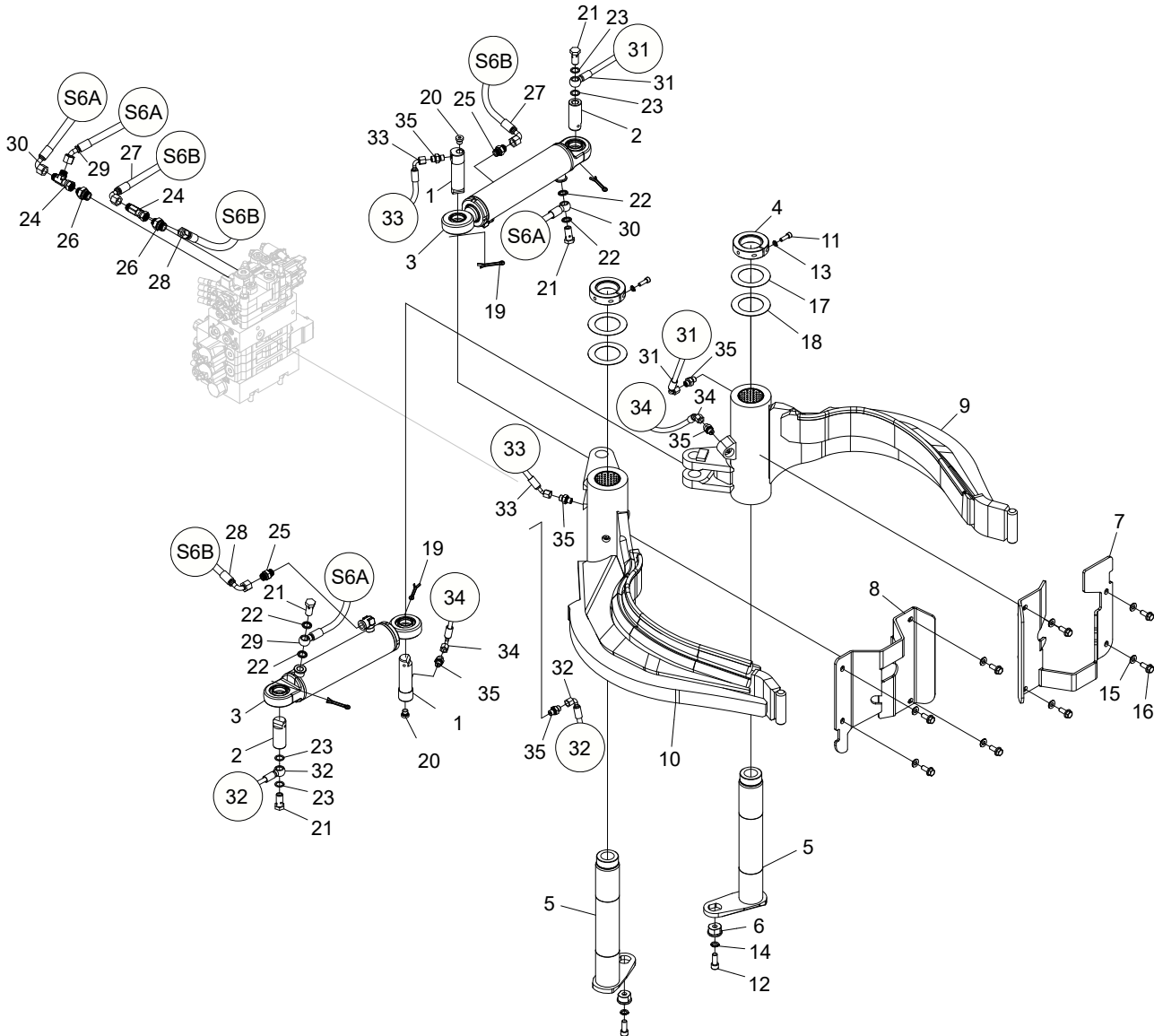
Directional valve

Structure 612057				
Pos.	Part no.	Quantity	Description	Specification
1	613069	1	Solenoid	
2	613105	1	Plastic nut	
3	540037	4	O-ring	7,65x1,68

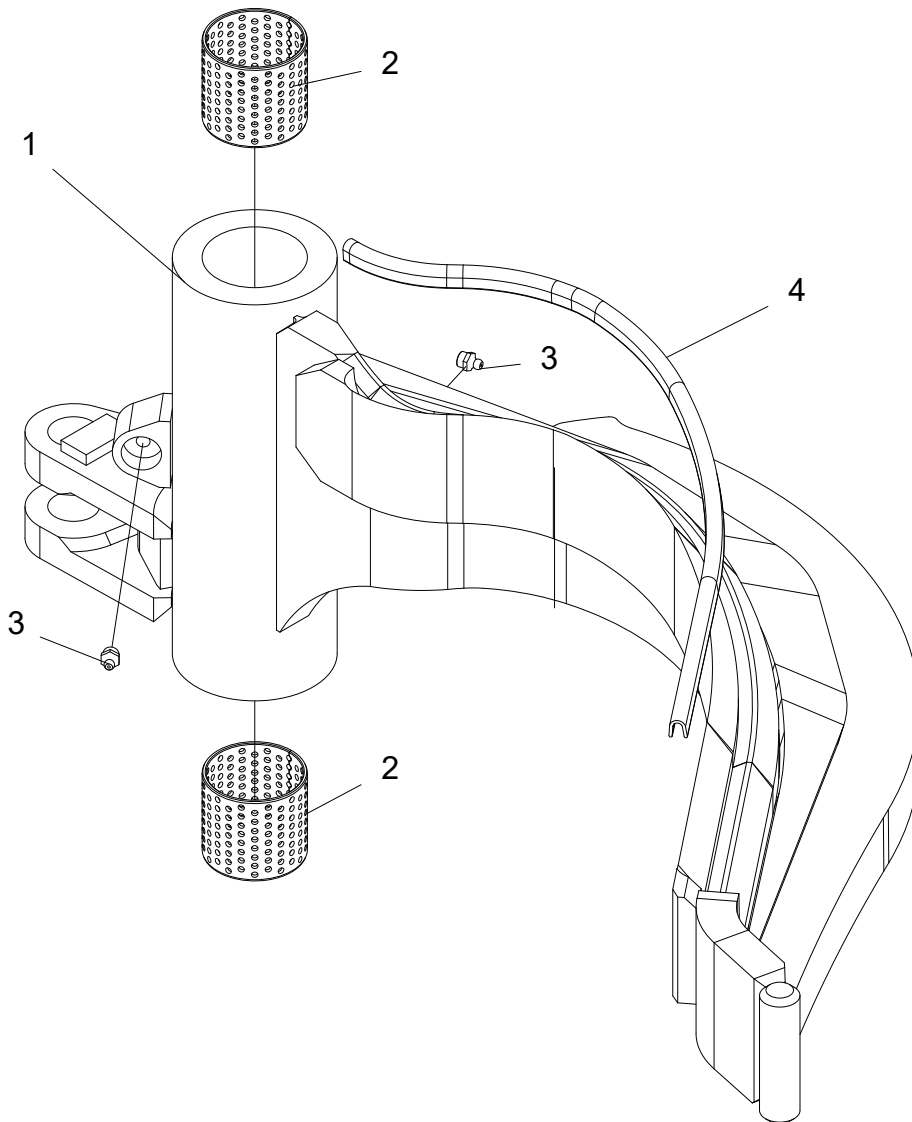


Left and right delimiting knives, assembly

Structure 047241				
Pos.	Part no.	Quantity	Description	Specification
1	10000526	2	Shaft	Ø32 - 96
2	010605	2	Shaft	Ø32 - 73
3	018997	2	Hydraulic cylinder	
4	016069	2	Threaded ring	
5	018585	2	Shaft	Ø60 - 383
6	018589	2	Sleeve	
7	018645	1	Protection	
8	018646	1	Protection	
9	047214	1	Delimiting knife	
10	047215	1	Delimiting knife	
11	501070	2	Screw	M8x25 12.9
12	501109	2	Screw	M12x30 12.9
13	503055	2	Washer	NL8
14	503060	2	Washer	NL12
15	503075	8	Washer	NL10 sp
16	505084	8	Screw	M10x25 10.9
17	507011	2	Shim	63x98x0,5
18	507012	2	Shim	63x98x1,0
19	516002	4	Cotter pin	6,3x50
20	601001	2	Hex plug	1/4"
21	601061	4	Banjo screw	3/8"
22	601102	4	Bonded seal	3/8"
23	601208	4	Copper seal	17x23x1,5
24	601736	2	Adapter	11/16"
25	601754	2	Adapter	3/8" - 11/16"
26	601757	2	Adapter	BSP -08 - ORFS -06
27	648449	1	Hydraulic hose	
28	648450	1	Hydraulic hose	
29	648451	1	Hydraulic hose	
30	648452	1	Hydraulic hose	
31	648626	1	Grease hose	
32	648627	1	Grease hose	
33	648628	1	Grease hose	

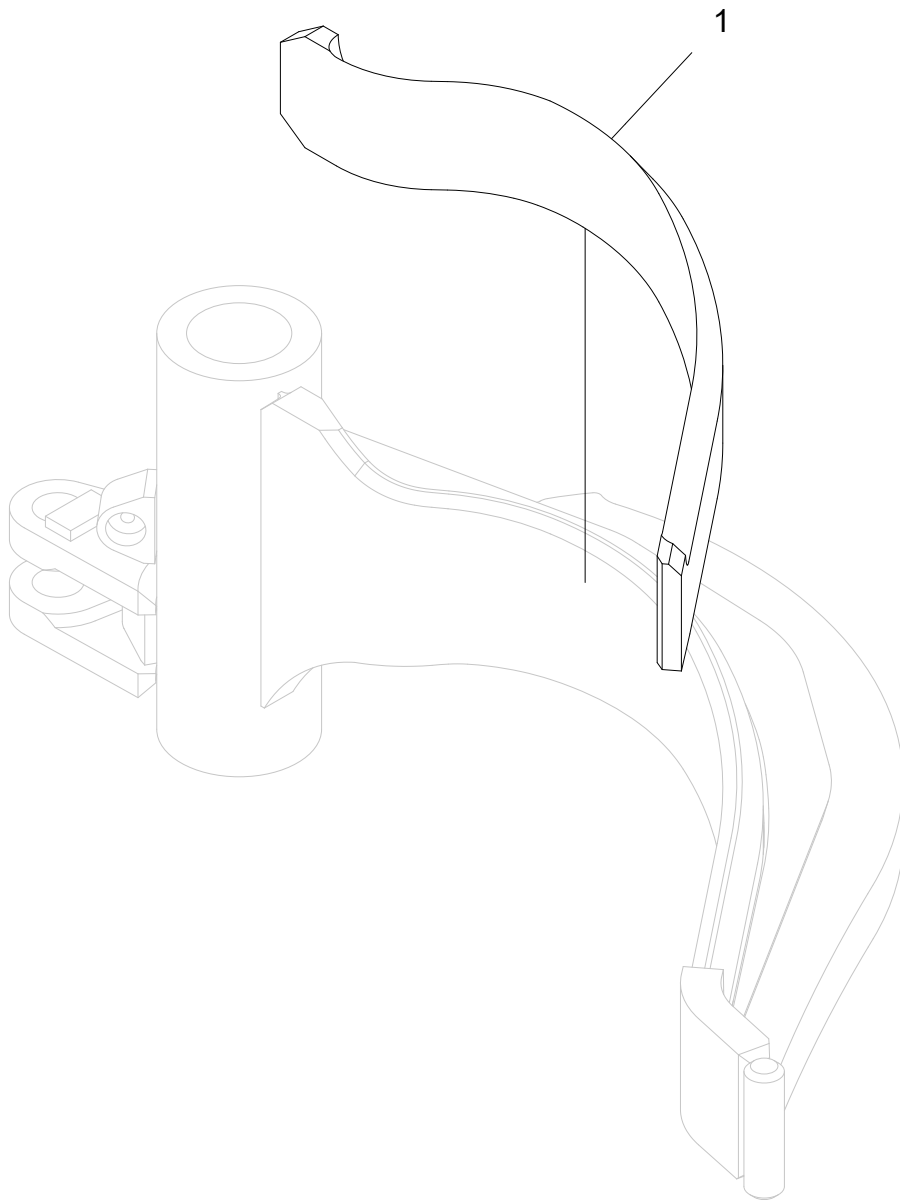


Structure				
Pos.	Part no.	Quantity	Description	Specification
34	648629	1	Grease hose	
35	601750	6	Adapter	BSP 1/4" - 9/16" ORFS



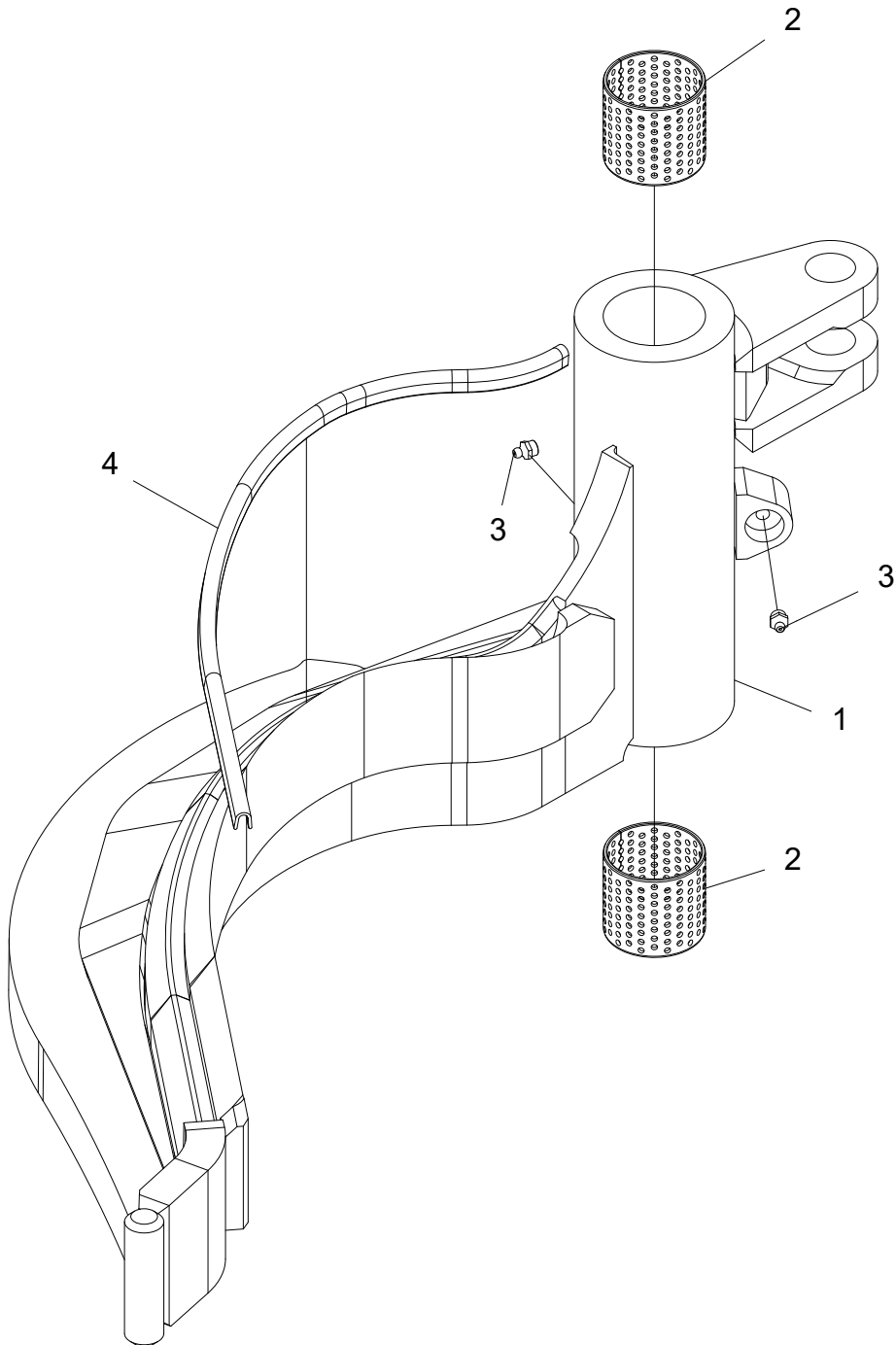
Left delimiting knife

Structure 047214				
Pos.	Part no.	Quantity	Description	Specification
1	018697	1	Delimiting knife	
2	512029	2	Bushing	60x60
3	625000	2	Grease nipple	1/8"
4	519010	1	Blade guard	0,59m



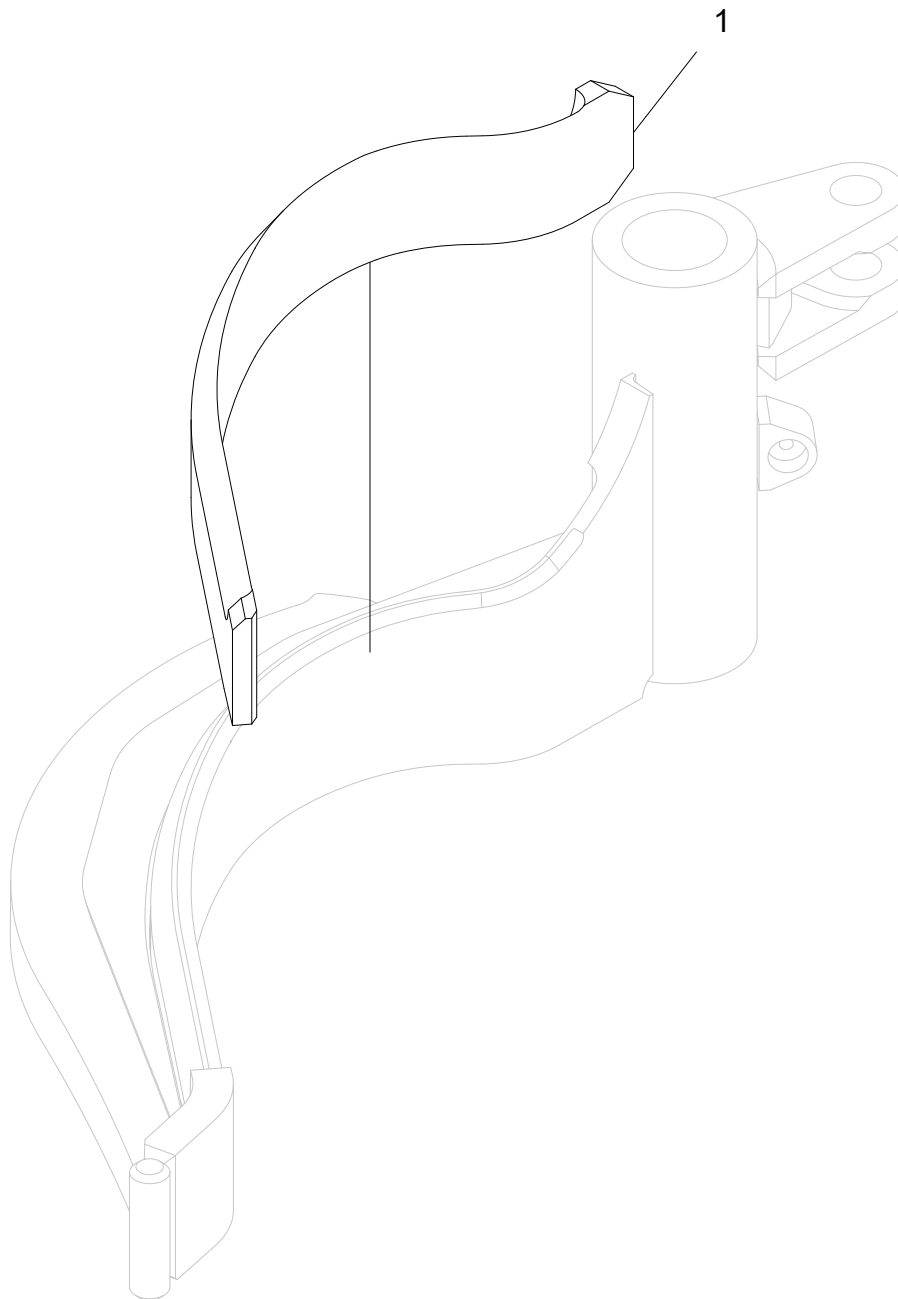
Left delimiting knife. Replaceable knife blade

Structure 018697				
Pos.	Part no.	Quantity	Description	Specification
1	018691	1	Knife blade	



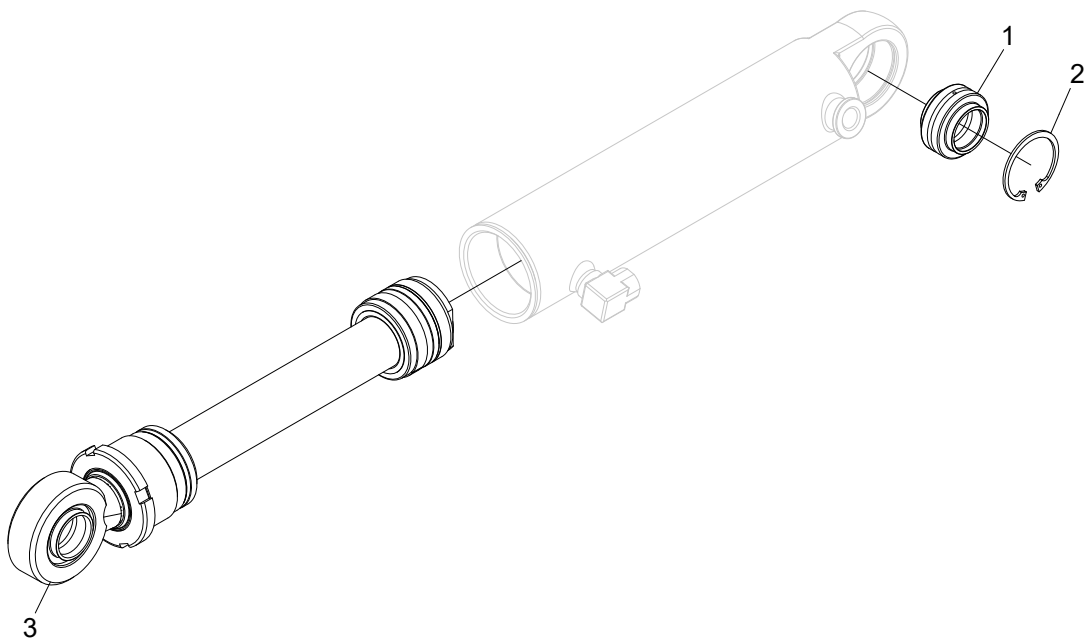
Right delimiting knife

Structure 047215				
Pos.	Part no.	Quantity	Description	Specification
1	018698	1	Delimiting knife	
2	512029	2	Bushing	60x60
3	625000	2	Grease nipple	1/8"
4	519010	1	Blade guard	0,59m



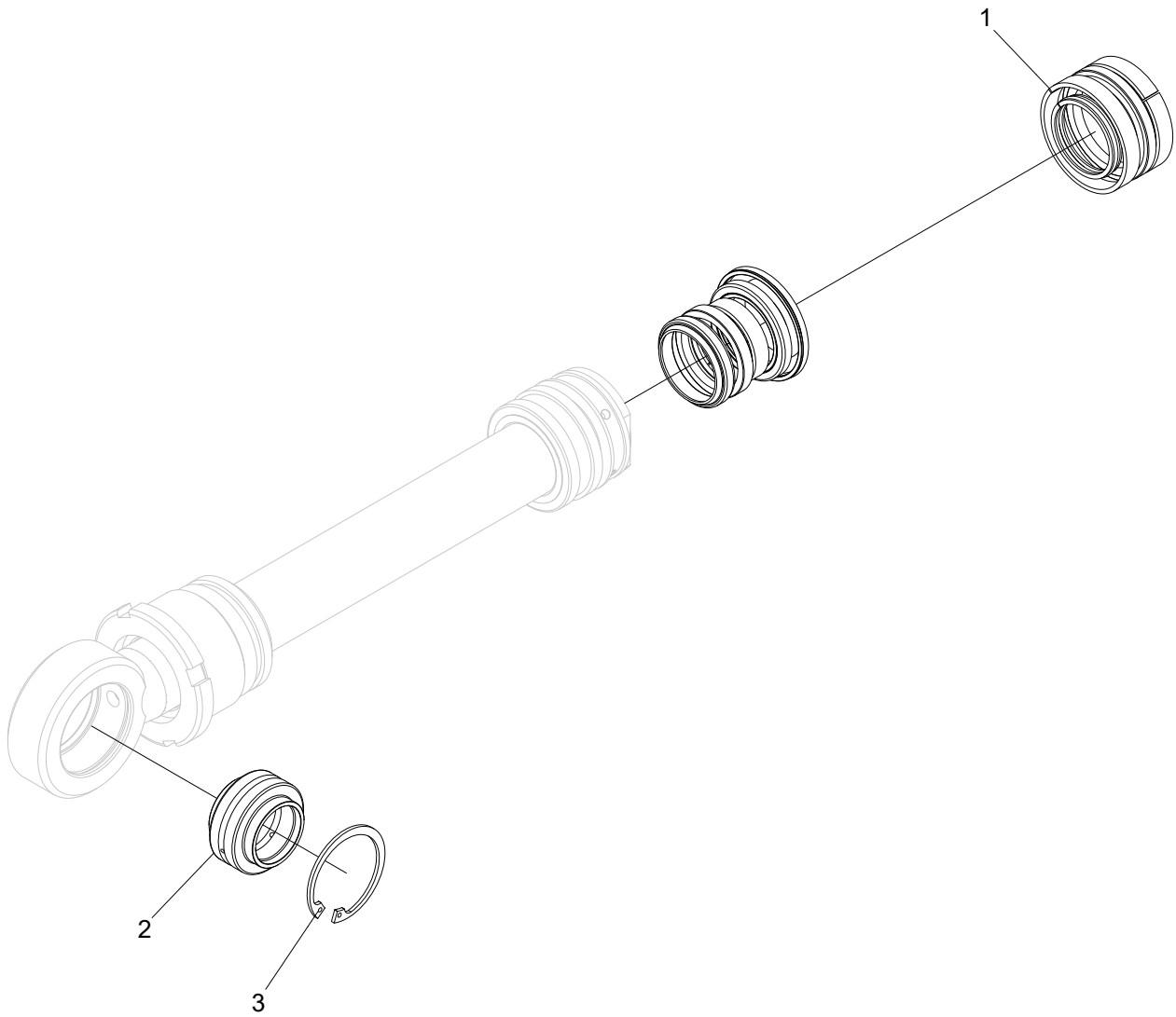
Right delimiting knife. Replaceable knife blade

Structure 018698				
Pos.	Part no.	Quantity	Description	Specification
1	018692	1	Knife blade	



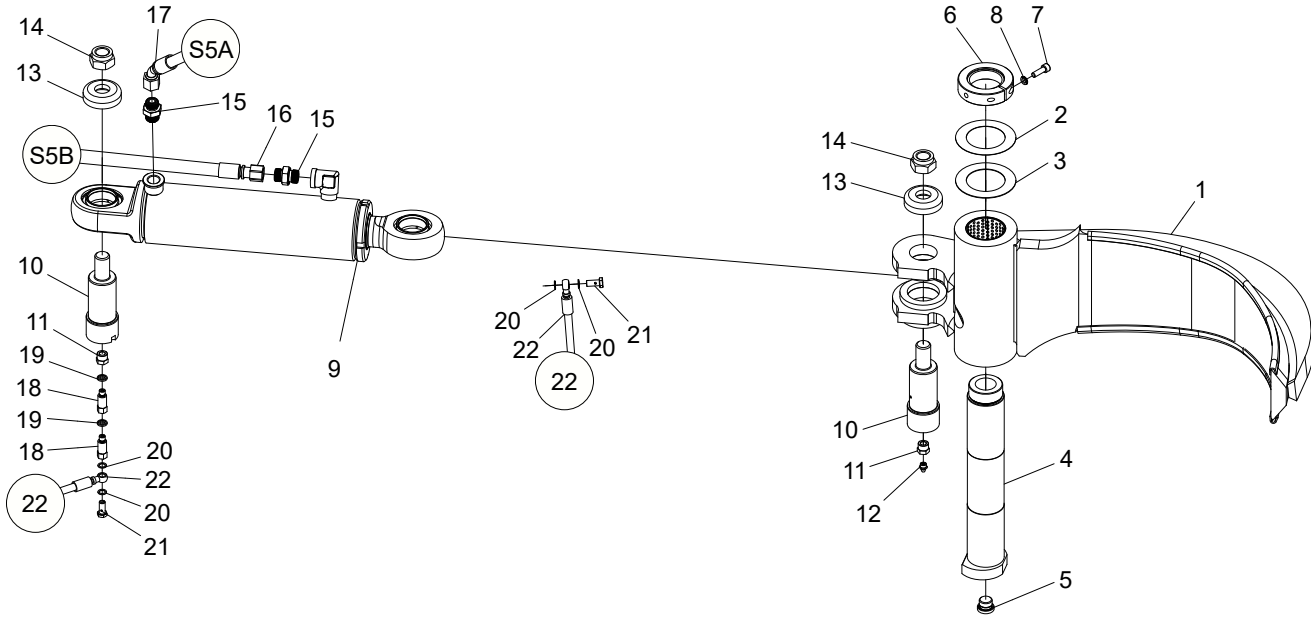
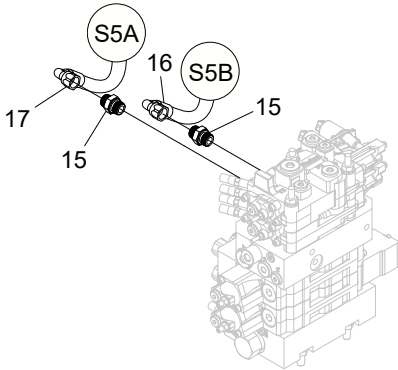
Hydraulic cylinder

Structure 018997				
Pos.	Part no.	Quantity	Description	Specification
1	510050	1	Spherical bushing	GEEW32-ES
2	517245	1	Circlip	SGH 52
3	10000481	1	Rod kit	



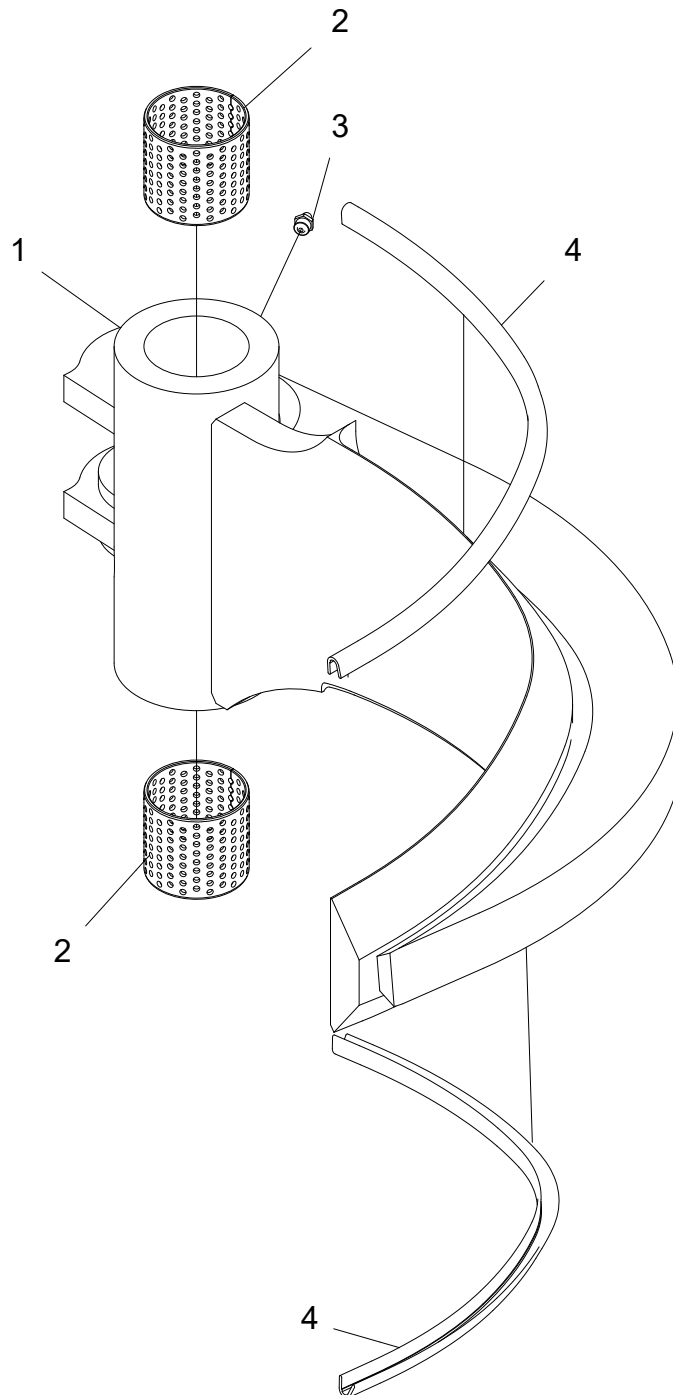
Rod kit

Structure 10000481				
Pos.	Part no.	Quantity	Description	Specification
1	10000480	1	Seal kit	
2	510050	1	Spherical bushing	GEEW32-ES
3	517245	1	Circlip	SGH 52



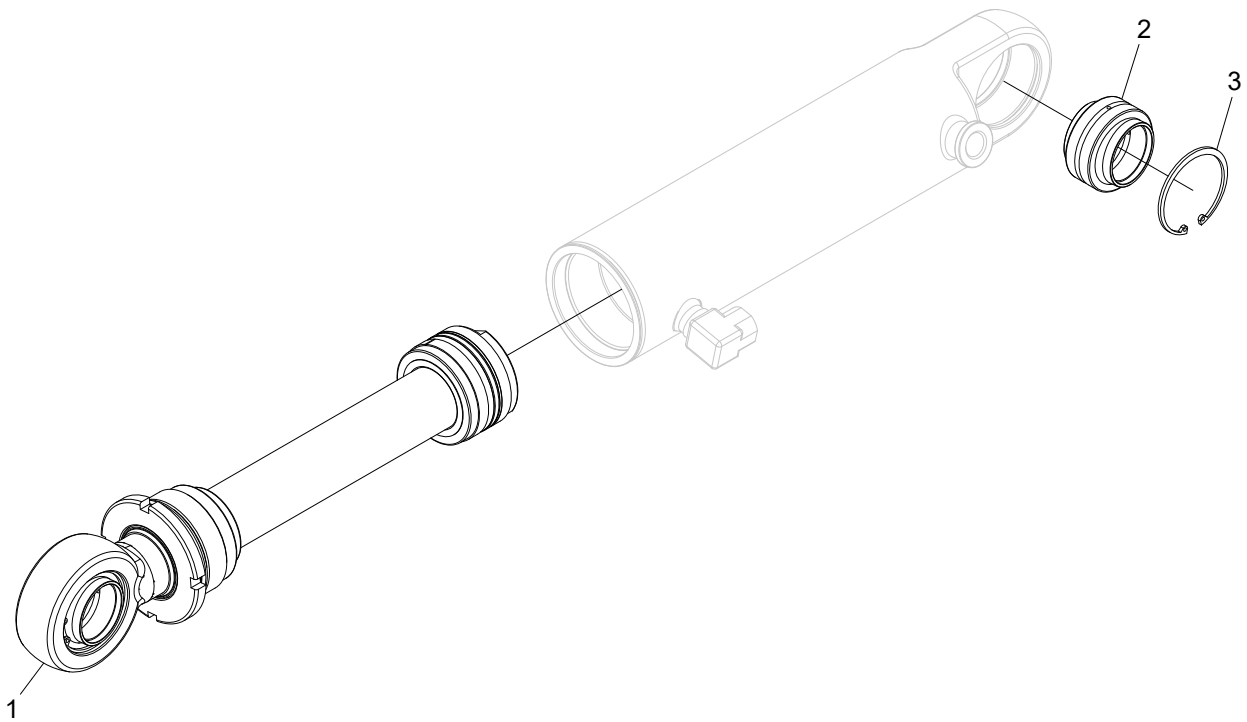
Lower delimiting knife, assembly

Structure 047242				
Pos.	Part no.	Quantity	Description	Specification
1	047213	1	Lower delimiting knife	
2	507011	1	Shim	63x98x0,5
3	507012	1	Shim	63x98x1
4	018588	1	Pin	Ø60
5	601003	1	Hex plug	
6	016069	1	Threaded ring	
7	501070	1	Screw	M8x25 12.9
8	503055	1	Washer	M8 NL
9	019009	1	Hydraulic cylinder	
10	010341	2	Pin	Ø52
11	602030	2	Bushing	1/8"-3/8"
12	625000	1	Grease nipple	1/8"
13	010342	2	Washer	
14	502062	2	Nut	M24
15	601758	4	Adapter	BSP 1/2"-13/16" ORFS
16	648447	1	Hydraulic hose	
17	648448	1	Hydraulic hose	
18	018060	2	Adapter	1/8"
19	601100	2	Bonded seal	1/8"
20	601203	4	Copper seal	
21	601701	2	Banjo screw	1/8"
22	648446	1	Grease hose	



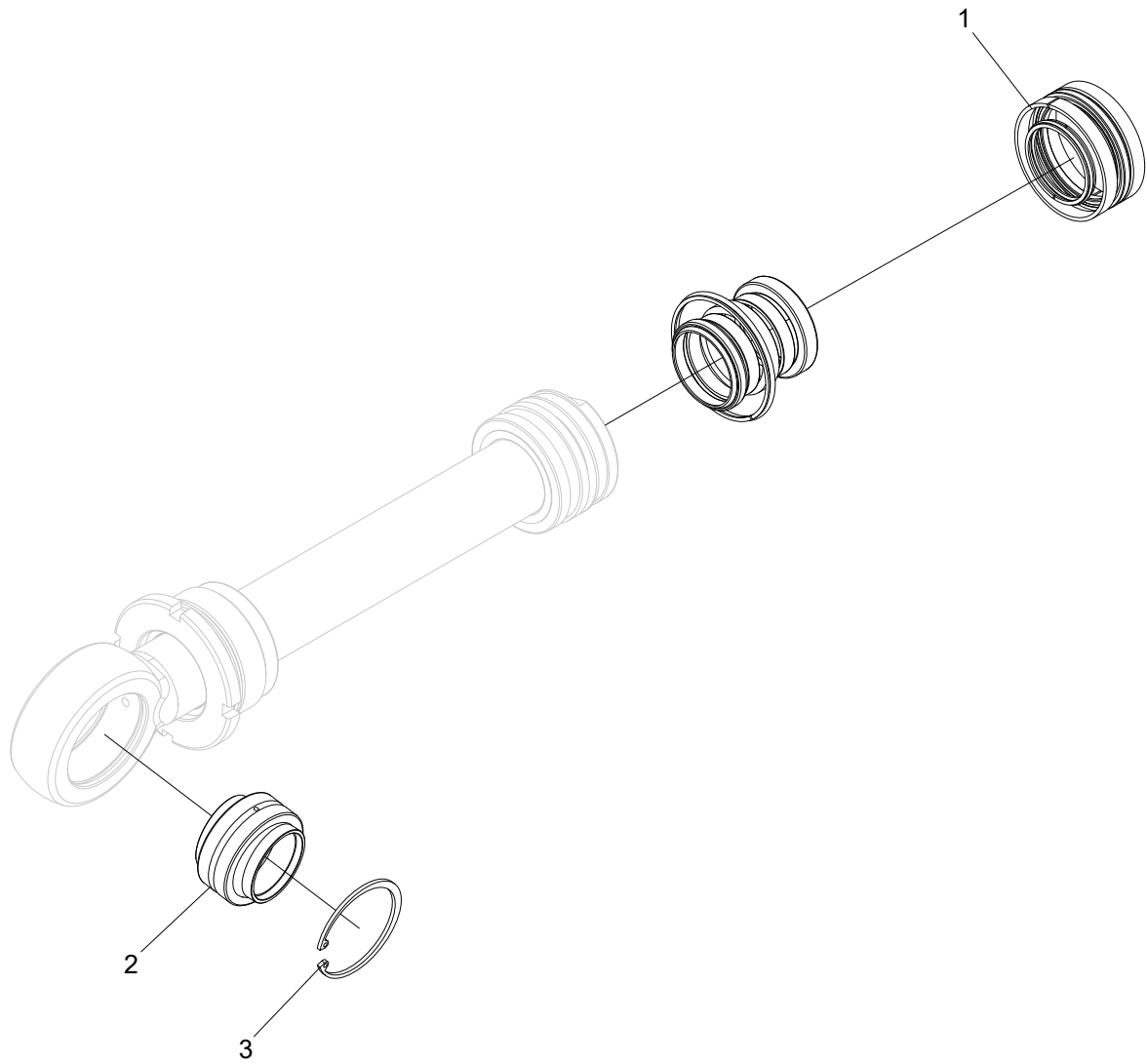
Lower delimiting knife

Structure 047213				
Pos.	Part no.	Quantity	Description	Specification
1	018702	1	Delimiting knife	
2	512029	2	Bushing	60x60
3	625000	1	Grease nipple	1/8"
4	519010	2	Blade guard	0,55m



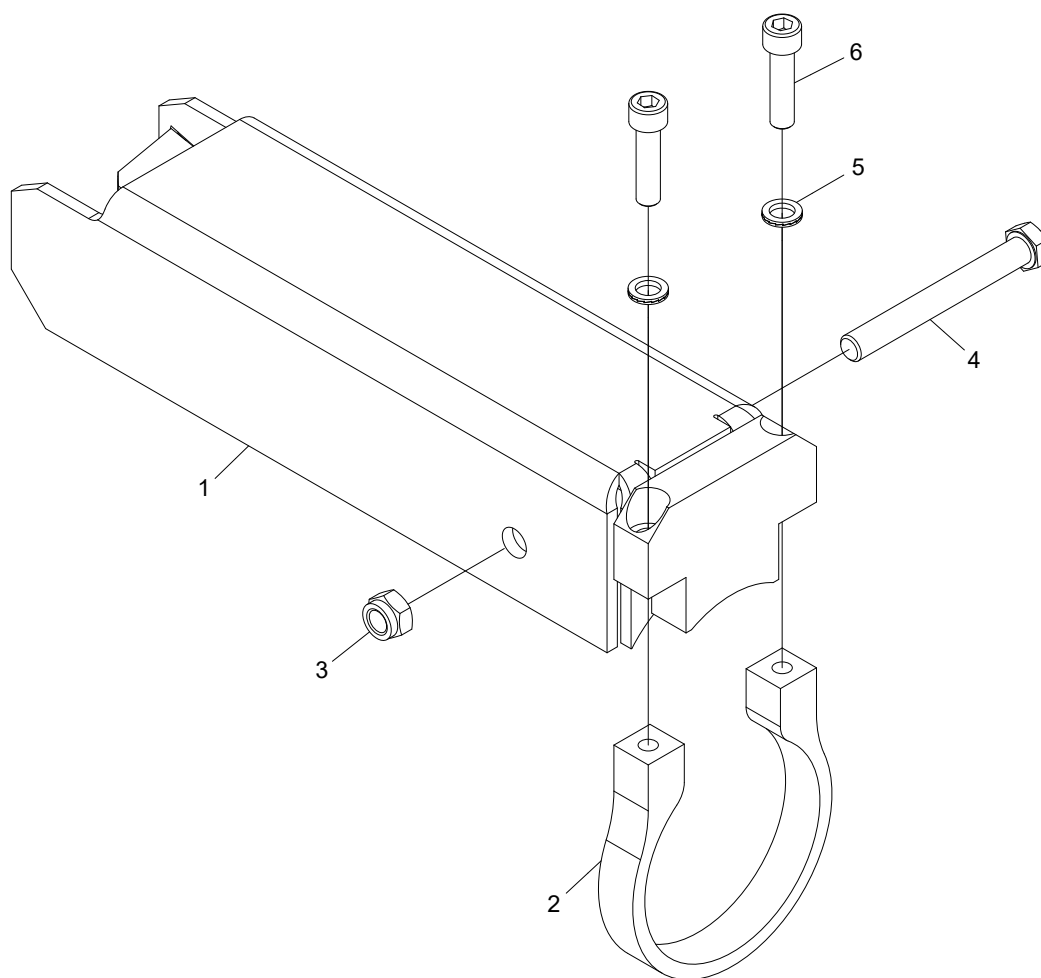
Hydraulic cylinder

Structure 019009				
Pos.	Part no.	Quantity	Description	Specification
1	10000858	1	Rod kit	
2	510051	1	Spherical bushing	GEEW45ES
3	517253	1	Circlip	SGH 68



Rod kit

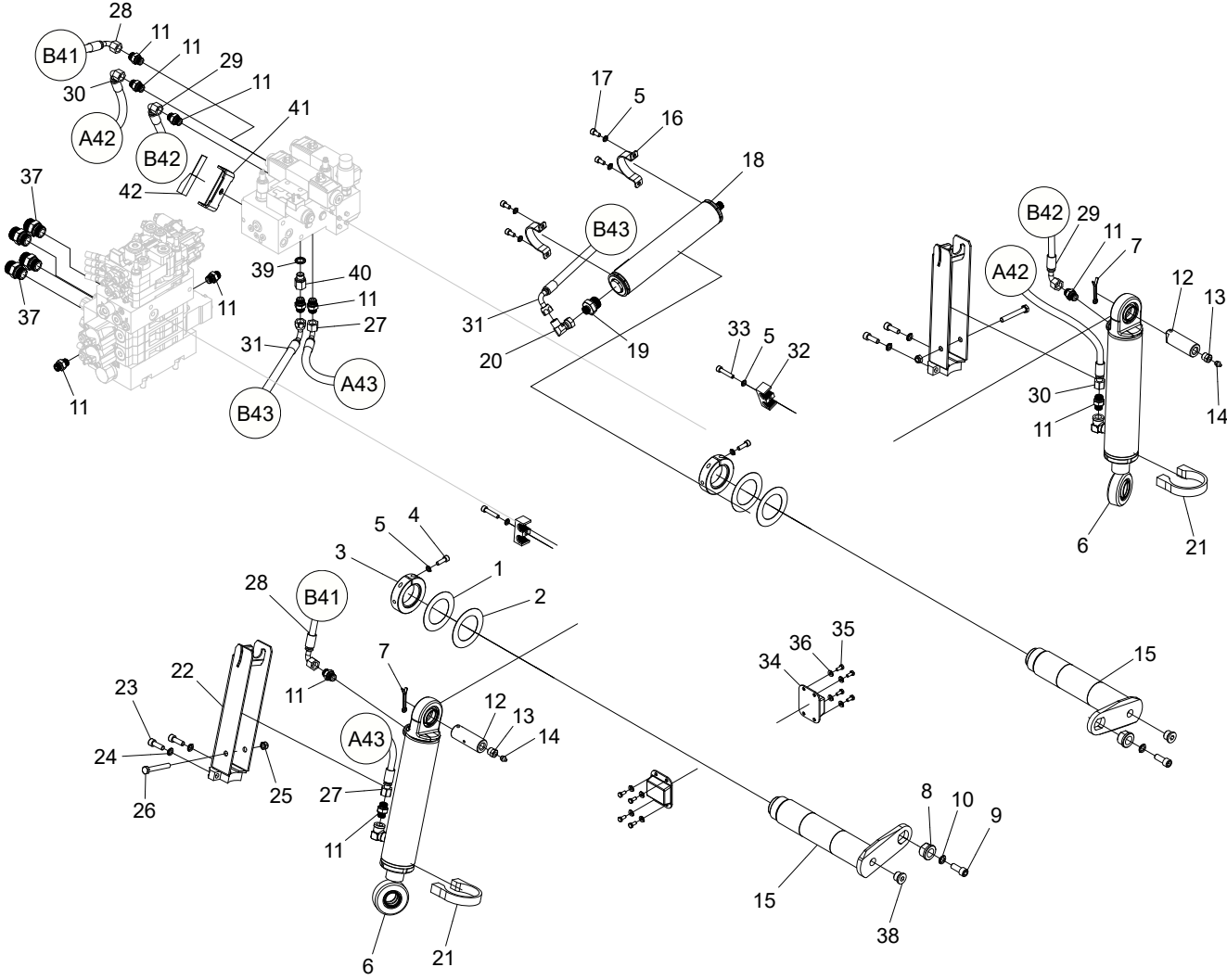
Structure 10000858				
Pos.	Part no.	Quantity	Description	Specification
1	10000857	1	Seal kit	
2	510051	1	Spherical bushing	GEEW45ES
3	517253	1	Circlip	SGH 68



Protection

Structure 047230				
Pos.	Part no.	Quantity	Description	Specification
1	016218	1	Cover	
2	016223	1	Clamp	
3	502056	1	Nut	M12
4	500105	1	Screw	M12x100 8.8 FZB
5	503057	2	Washer	NL10
6	501092	2	Screw	M10x40 12.9

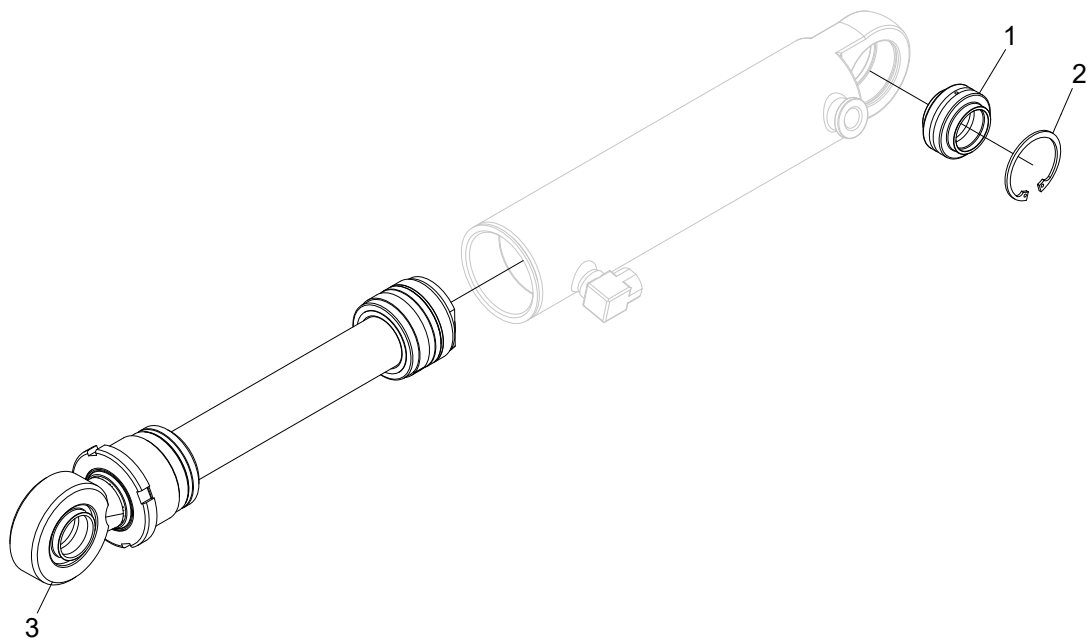
Feeding unit



Feeding unit, assembly

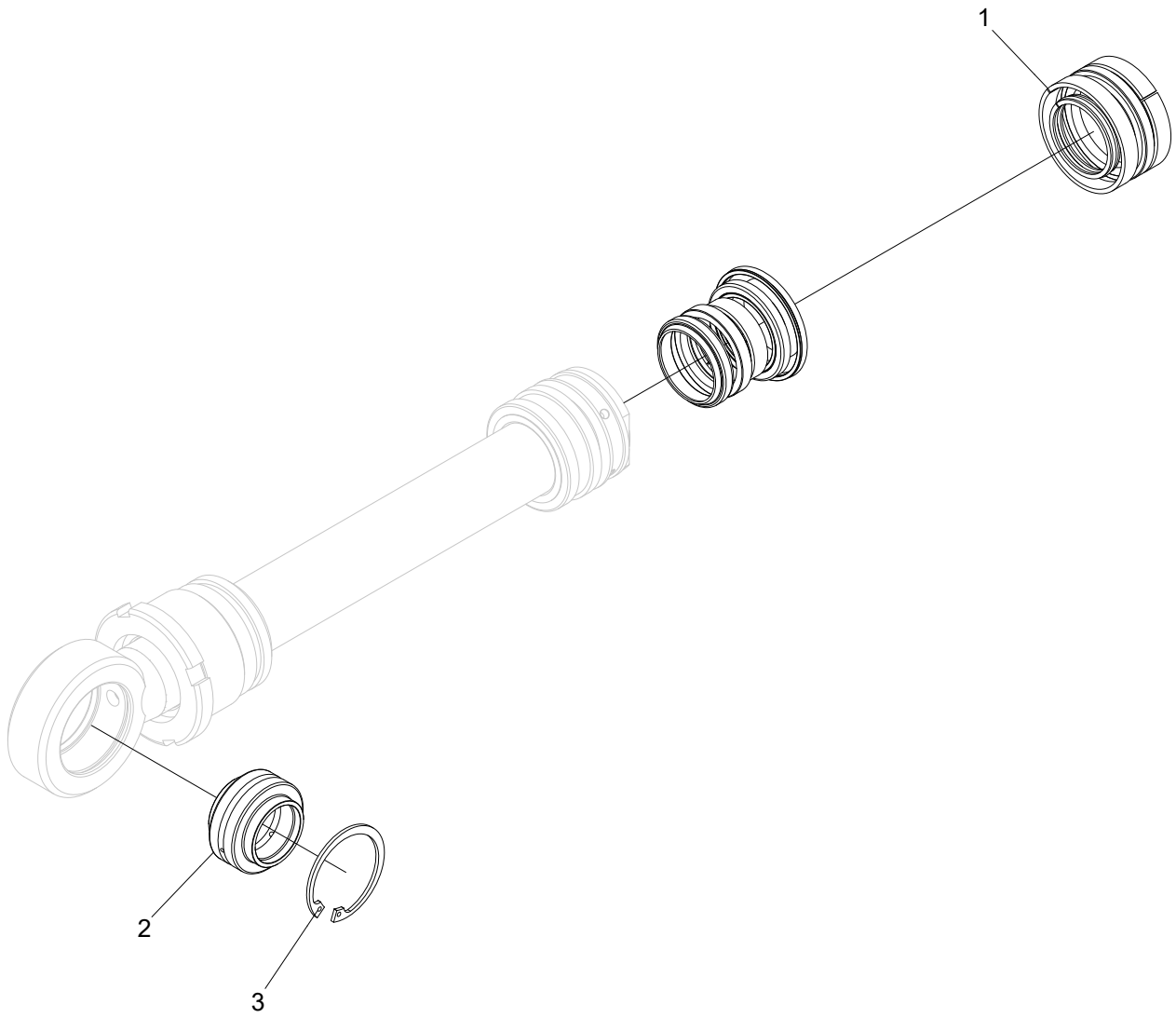
Structure 047243				
Pos.	Part no.	Quantity	Description	Specification
1	507011	2	Shim	63x98x0,5
2	507012	2	Shim	63x98x1,0
3	016069	2	Nut	
4	501070	2	Screw	M8x25 12.9
5	503055	8	Washer	NL8
6	018997	2	Hydraulic cylinder	
7	516002	2	Cotter pin	6,3x50 mm
8	018589	2	Sleeve	
9	501109	2	Screw	M12x30 12.9
10	503060	2	Washer	NL12
11	601754	11	Adapter	BSP 3/8" - 11/16" ORFS
12	012586	2	Shaft	Ø32-86
13	602030	2	Bushing	1/8" - 3/8"
14	625000	2	Grease nipple	1/8"
15	018587	2	Shaft	Ø60
16	018389	2	Clamp	Ø61
17	501067	4	Screw	M8x16 12.9
18	610221	1	Accumulator	
19	601768	1	Adapter	BSP -12/ ORFS -06
20	601726	1	Adapter	11/16" - 11/16" - 16 ORFS
21	016253	2	Clamp	
22	016257	2	Cover	
23	501090	4	Screw	M10x30 12.9
24	503057	4	Washer	NL10
25	502055	2	Nut	M10
26	500078	2	Screw	M10x75 8.8 FZB
27	648461	1	Hydraulic hose	
28	648460	1	Hydraulic hose	
29	648459	1	Hydraulic hose	
30	648458	1	Hydraulic hose	
31	648457	1	Hydraulic hose	
32	016878	2	Clamp	3/8"
33	501073	2	Screw	M8x40 12.9

Structure				
Pos.	Part no.	Quantity	Description	Specification
34	014377	2	Rubber damper	
35	500022	8	Screw	M6x14 8.8 FZB
36	503073	8	Washer	NL6 sp
37	601762	4	Adapter	BSP 3/4" - 1.3/16" ORFS
38	601003	2	Hex plug	1/2"
39	601102	1	Bonded seal	3/8"
40	602051	1	Adapter	3/8"
41	012991	1	Bracket	
42	626001	1	Tie down strap	



Hydraulic cylinder

Structure 018997				
Pos.	Part no.	Quantity	Description	Specification
1	510050	1	Spherical bushing	GEEW32-ES
2	517245	1	Circlip	SGH 52
3	10000481	1	Rod kit	



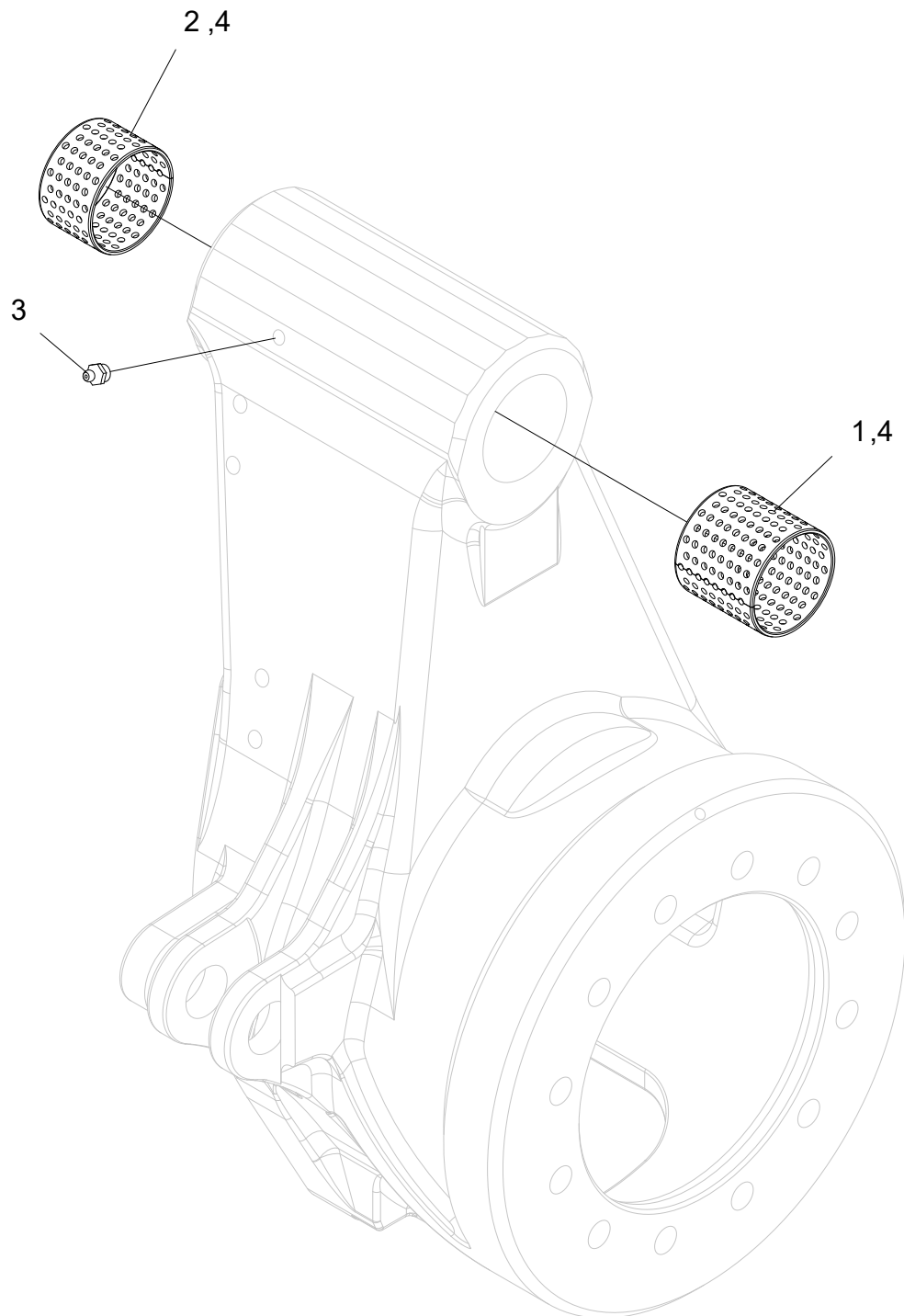
Rod kit

Structure 10000481				
Pos.	Part no.	Quantity	Description	Specification
1	10000480	1	Seal kit	
2	510050	1	Spherical bushing	GEEW32-ES
3	517245	1	Circlip	SGH 52

Feed roller arms V12, assembly

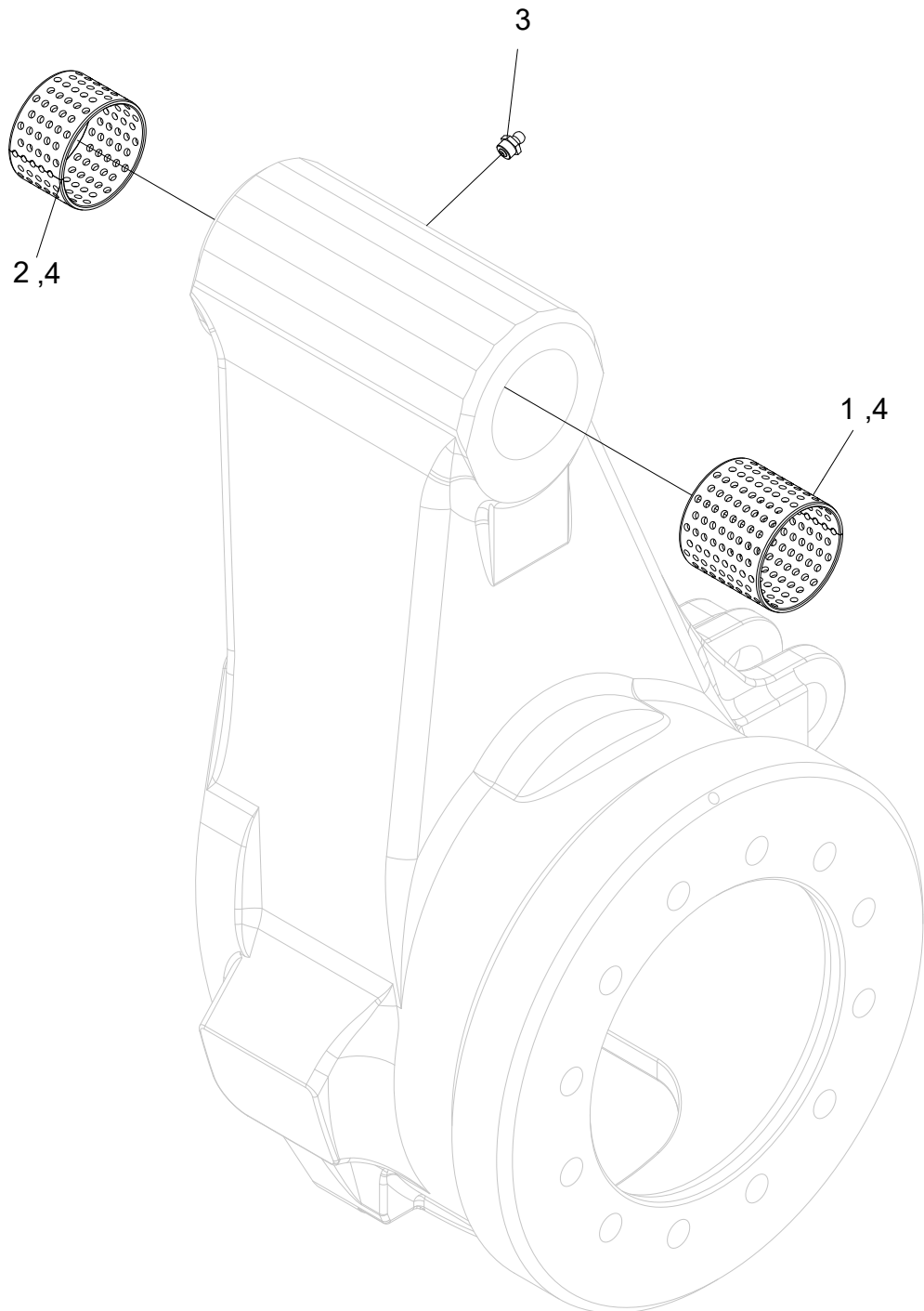
Structure				
Pos.	Part no.	Quantity	Description	Specification
1	010676	56	Spacer	
2	012586	2	Shaft	Ø32 - 86
3	013572	2	Protection	
4	015695	1	Protection	
5	015696	1	Protection	
6	016527	2	Manifold	
7	047220	1	Feed roller arm	
8	047221	1	Feed roller arm	
9	500074	12	Screw	M10x55 8.8 FZB
10	500091	8	Screw	M12x30 8.8 FZB
11	500137	56	Screw	M16x70 8.8 FZB
12	501110	8	Screw	M12x35 12.9
13	503057	12	Washer	NL10
14	503060	16	Washer	NL12
15	505084	8	Screw	M10x25 10.9
16	516002	2	Cotter pin	6,3x50
17	540154	4	O-ring	24,99x3,53 mm
18	543164	2	O-ring	125x4 mm
19	601001	4	Hex plug	1/4"
20	601730	2	Adapter	1,3/16" - 1,3/16" - 12 UNF/ORFS
21	601755	2	Adapter	M22 / ORFS -06
22	601762	4	Adapter	3/4" - 1,3/16" ORFS
23	602030	2	Bushing	1/8" - 3/8"
24	609060	2	Reduction gear	
25	609132	1	Hydraulic motor	
26	609133	1	Hydraulic motor	
27	615051		Hose cover	2" L=700 mm
28	625000	2	Grease nipple	1/8"
29	648464	1	Hydraulic hose	
30	648465	1	Hydraulic hose	
31	648466	1	Hydraulic hose	
32	648467	1	Hydraulic hose	
33	648632	1	Hydraulic hose	

Structure				
Pos.	Part no.	Quantity	Description	Specification
34	648633	1	Hydraulic hose	
35	503075	8	Washer	NL10 sp



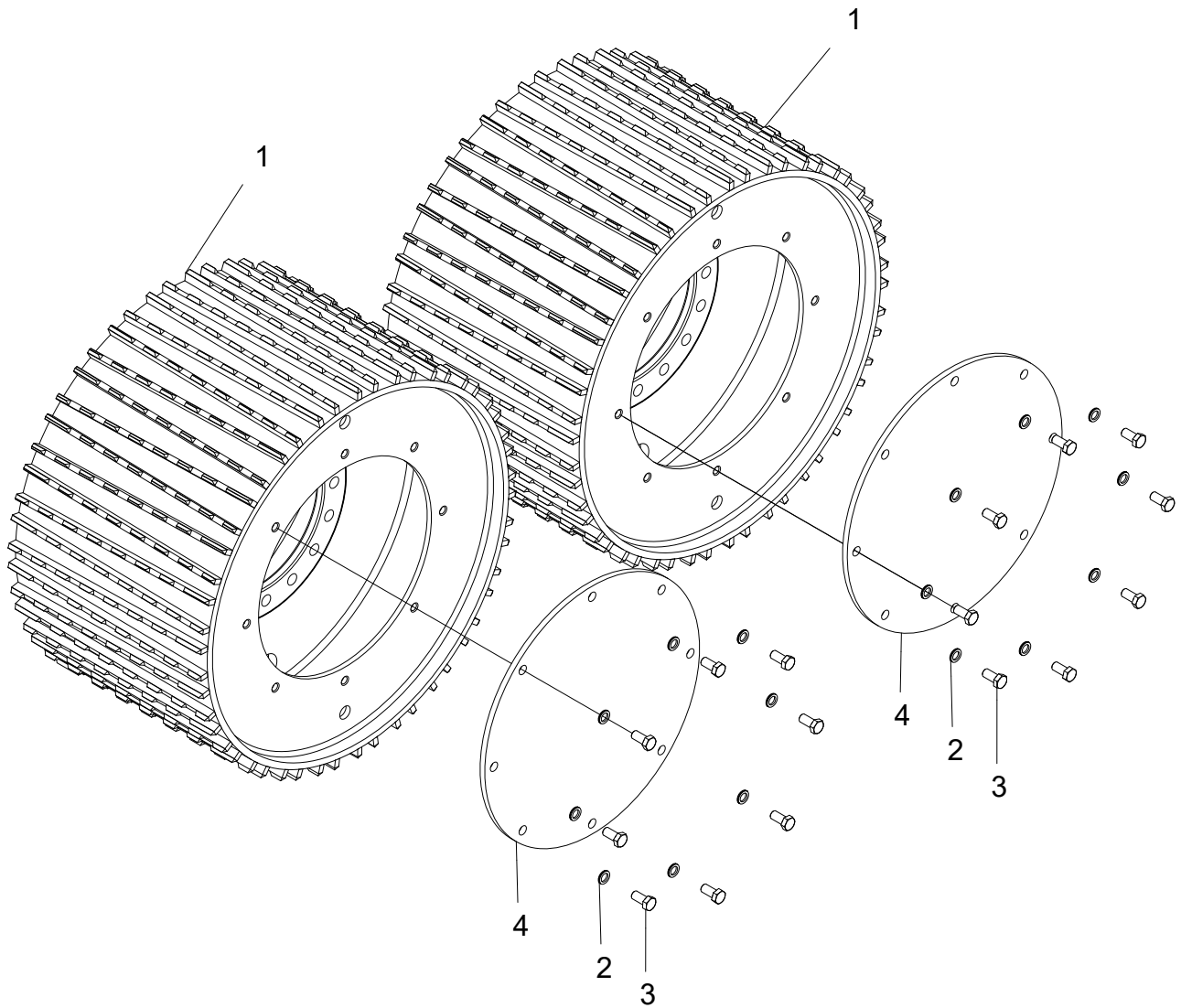
Right feed roller arm V12

Structure 047221				
Pos.	Part no.	Quantity	Description	Specification
1	512029	1	Bushing	60x60
2	512028	1	Bushing	60x40
3	625000	1	Grease nipple	1/8"
4			Loctite	603



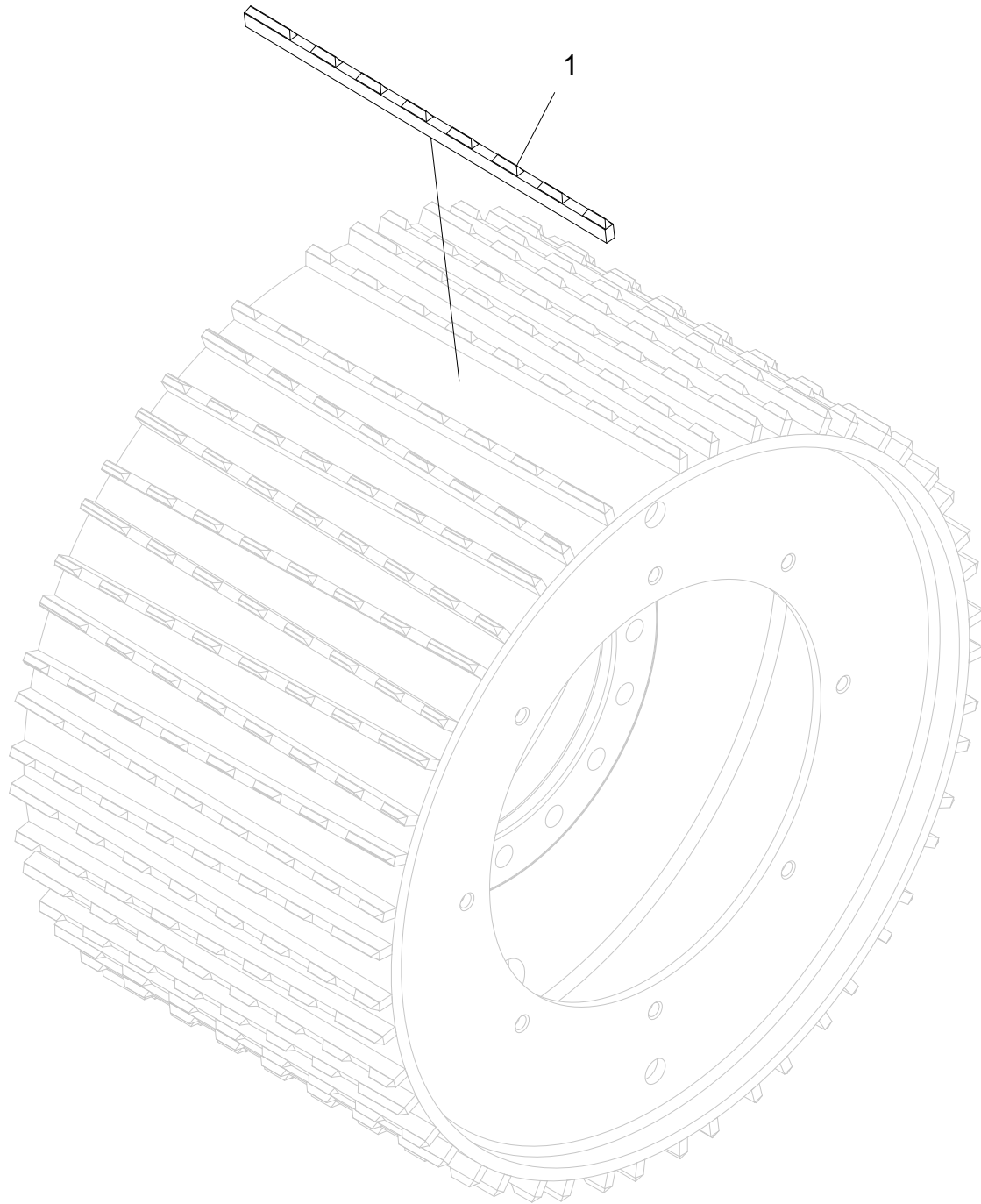
Left feed roller arm V12

Structure 047220				
Pos.	Part no.	Quantity	Description	Specification
1	512029	1	Bushing	60x60
2	512028	1	Bushing	60x40
3	625000	1	Grease nipple	1/8"
4			Loctite	603



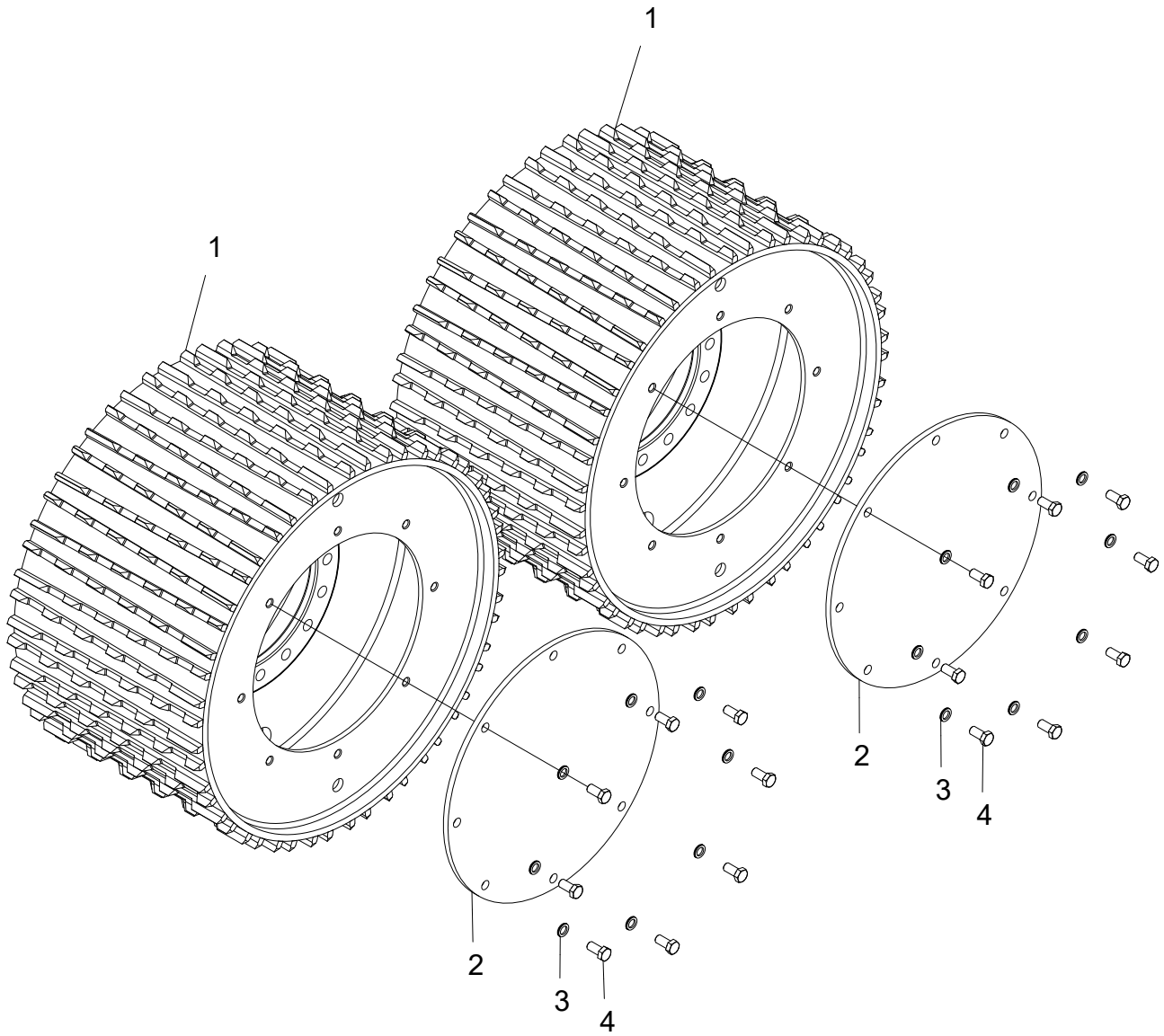
Feed rollers V-Steel Soft Grip, V12

Structure 033764				
Pos.	Part no.	Quantity	Description	Specification
1	034094	2	Feed roller	
2	503060	16	Washer	M12 NL
3	500090	16	Screw	N12x25 8.8 FZB
4	015778	2	Cover	



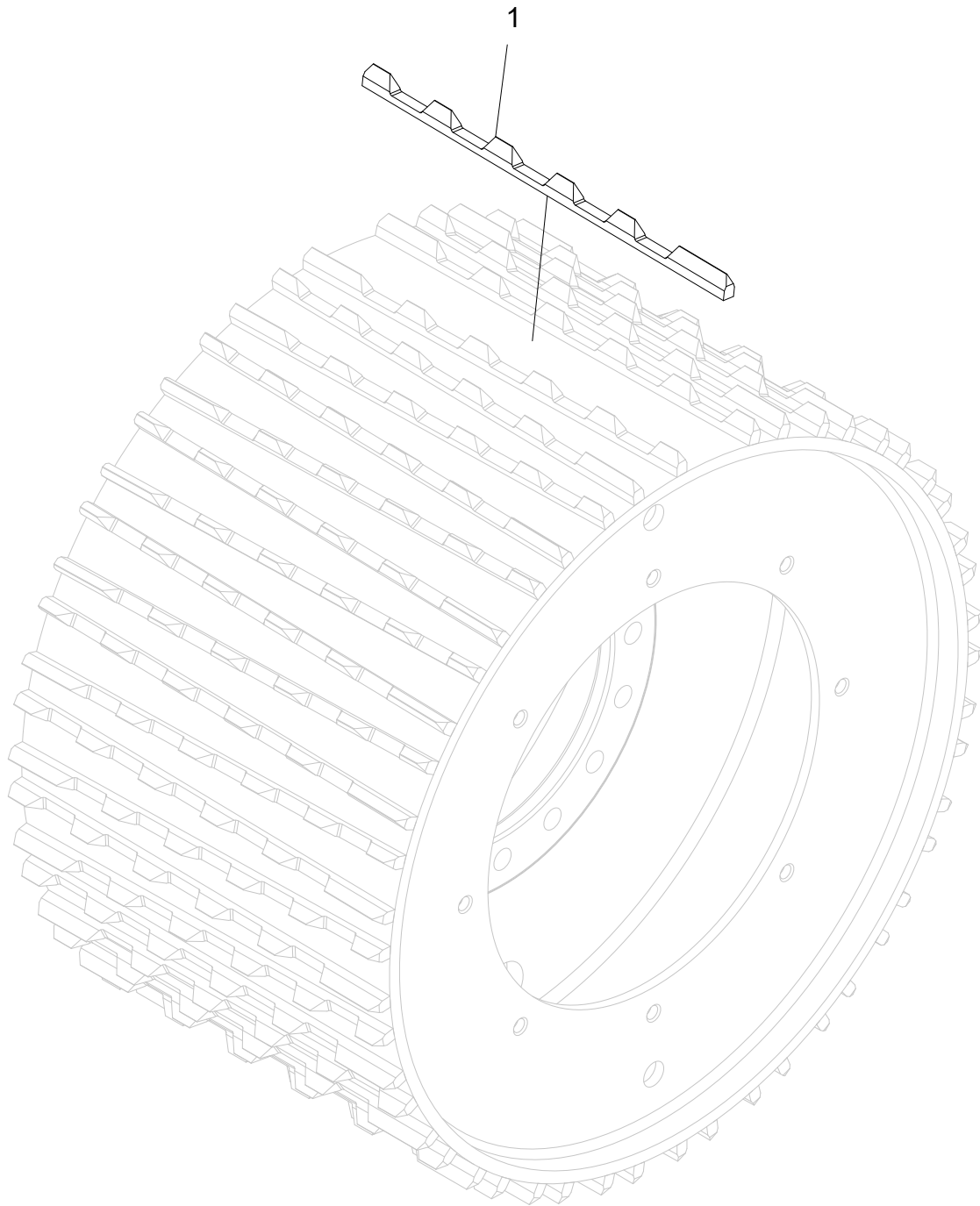
Feed roller V-Steel Soft Grip, V12

Structure 034094				
Pos.	Part no.	Quantity	Description	Specification
1	016640	50	Bar	



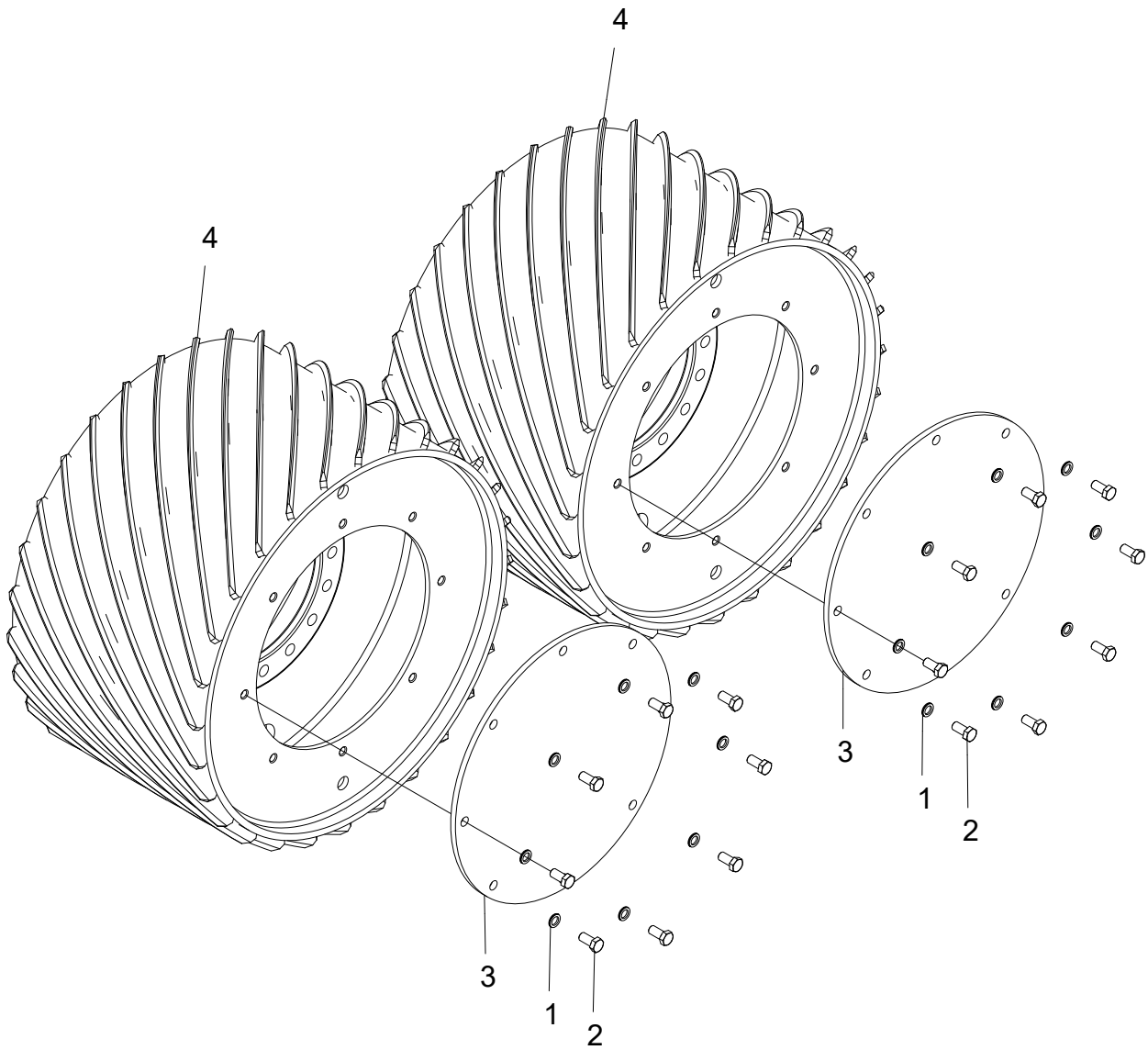
Feed rollers V-Steel Hard Grip, V12

Structure 033713				
Pos.	Part no.	Quantity	Description	Specification
1	034095	2	Feed roller	
2	015778	2	Cover	
3	503060	16	Washer	M12 NL
4	500090	16	Screw	M12x25 8.8 FZB



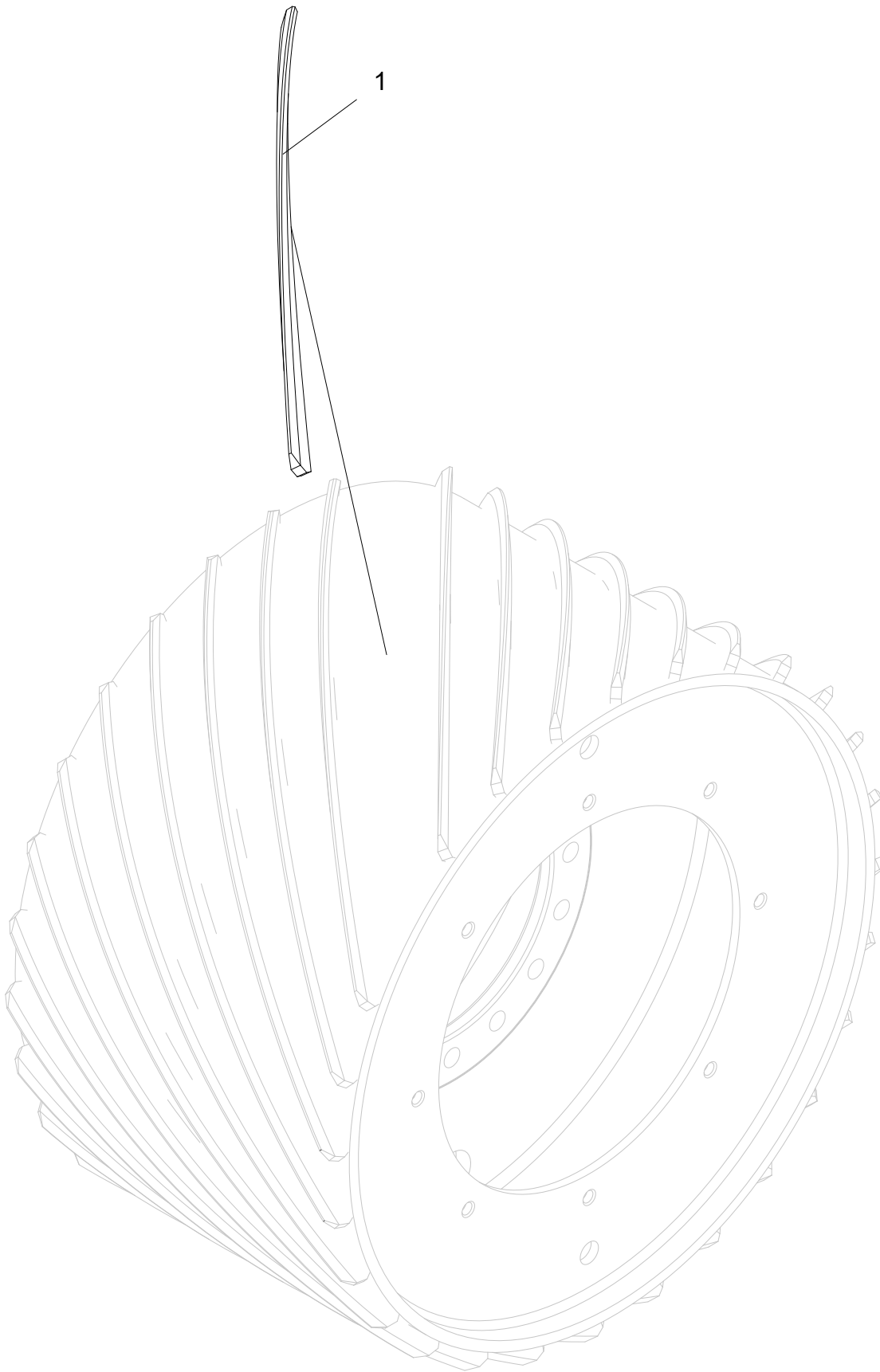
Feed roller V-Steel Hard Grip, V12

Structure 034095				
Pos.	Part no.	Quantity	Description	Specification
1	016732	50	Bar	



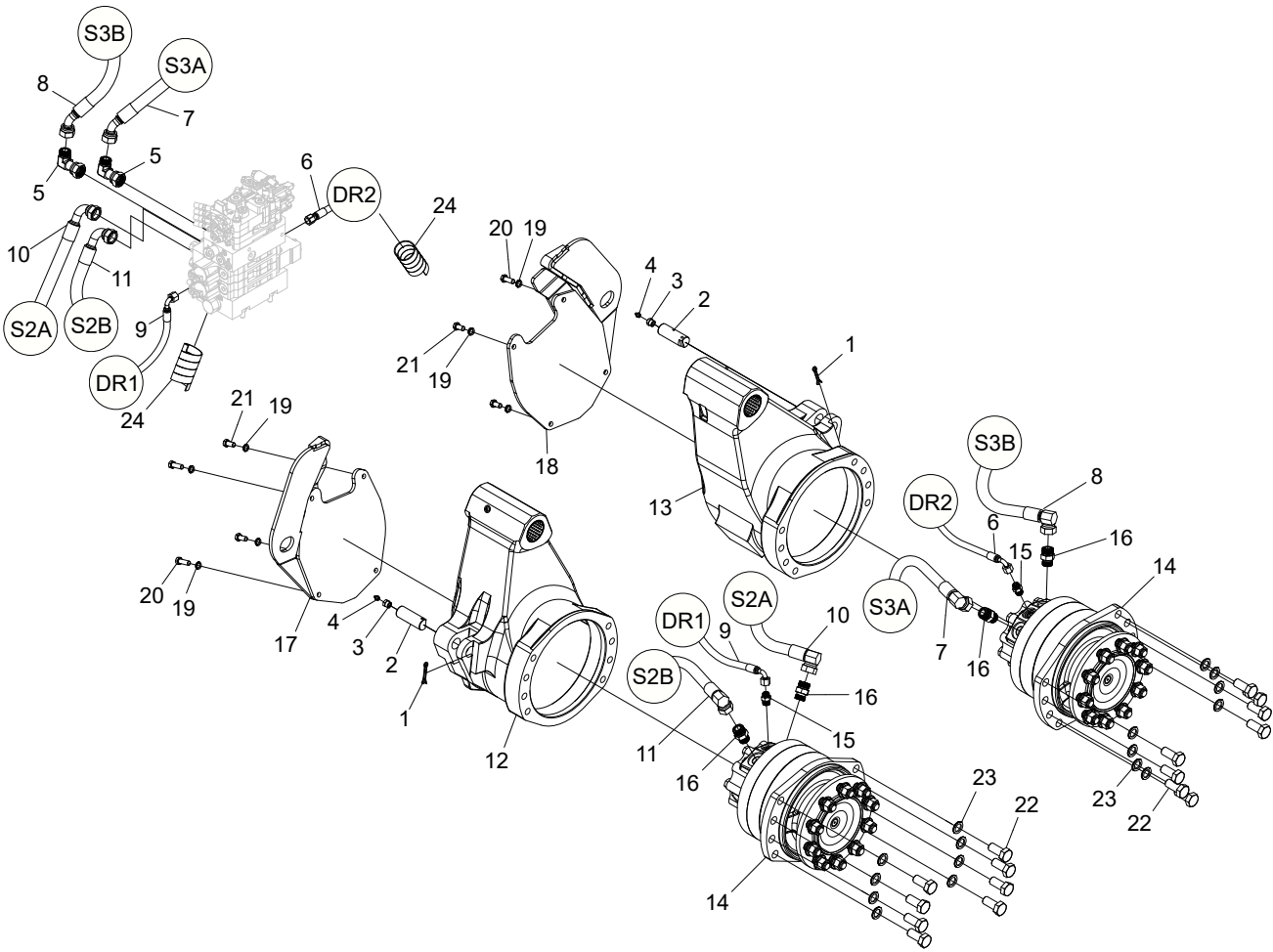
Feed rollers Eucalyptus, V12

Structure 033734				
Pos.	Part no.	Quantity	Description	Specification
1	503060	16	Washer	M12 NL
2	500090	16	Screw	M12x25 8.8 FZB
3	015778	2	Cover	
4	039045	2	Feed roller	



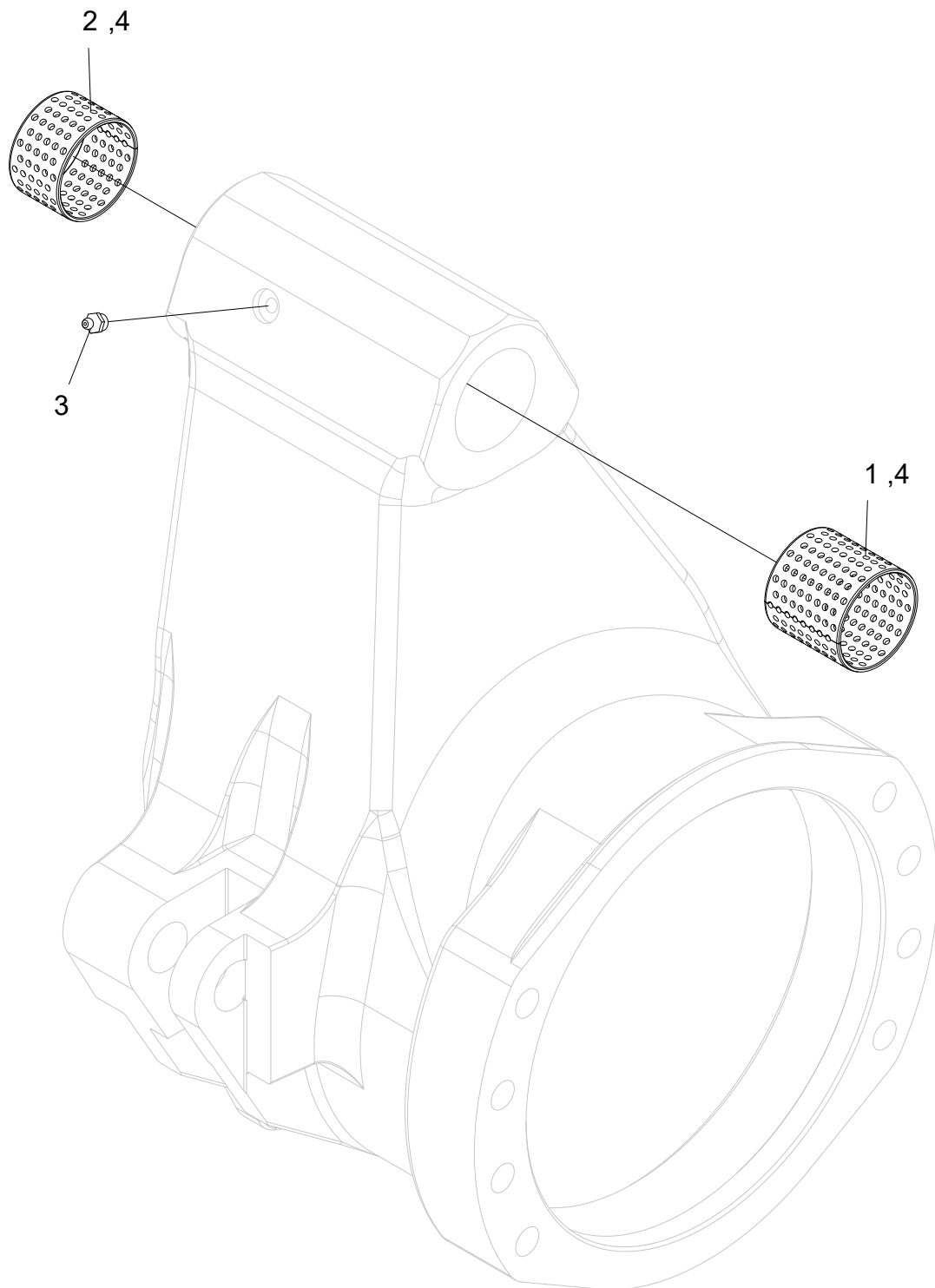
Feed roller Eucalyptus, V12

Structure 039045				
Pos.	Part no.	Quantity	Description	Specification
1	015938	28	Bar	



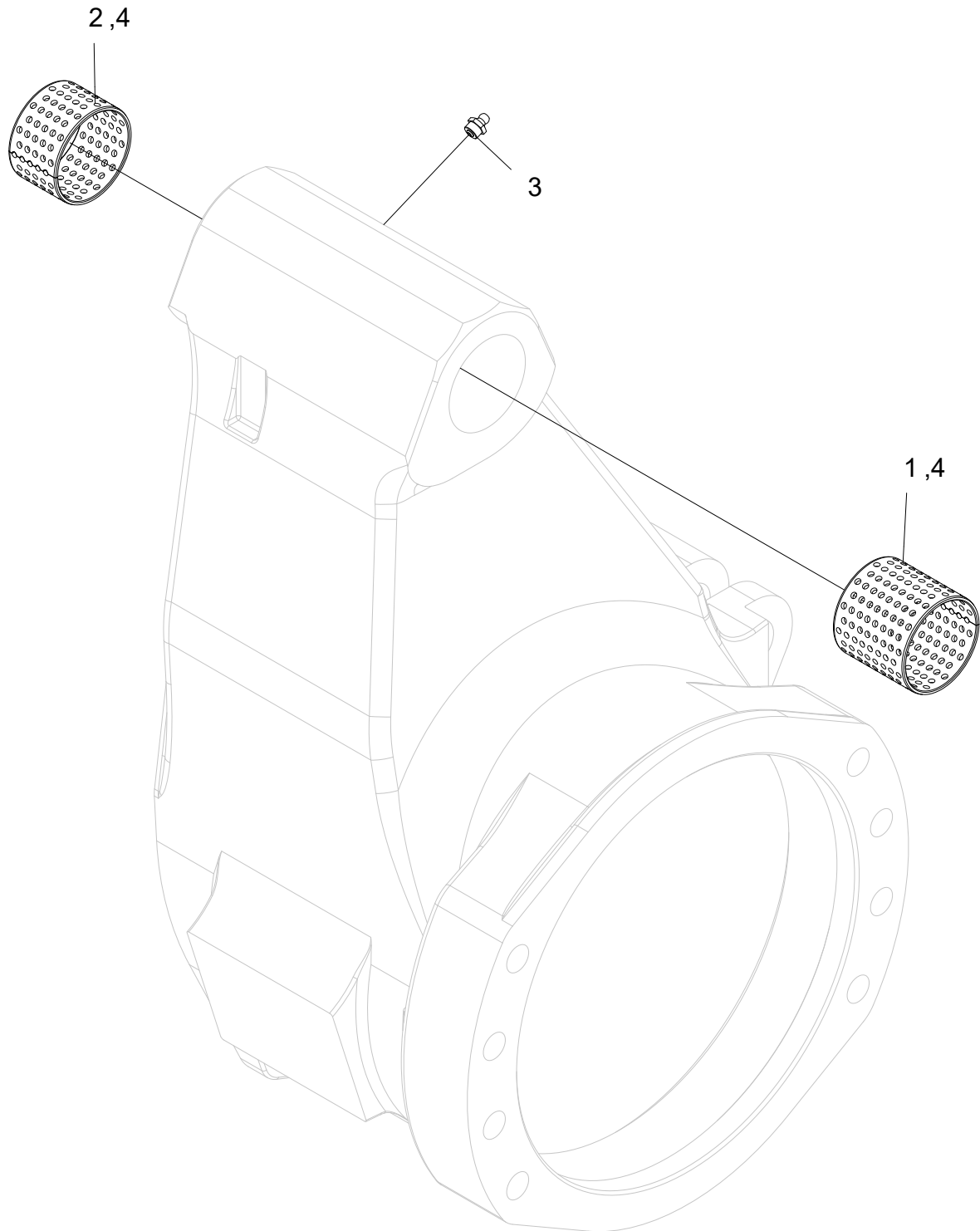
Feed roller arms MS11, assembly

Structure 047245				
Pos.	Part no.	Quantity	Description	Specification
1	516002	2	Cotter pin	6,3x50 mm
2	013729	2	Shaft	Ø32-90
3	602030	2	Bushing	1/8" - 3/8"
4	625000	2	Grease nipple	1/8"
5	601730	2	Adapter	1,3/16" - 1,3/16" -12 ORFS
6	648473	1	Hydraulic hose	
7	648472	1	Hydraulic hose	
8	648471	1	Hydraulic hose	
9	648470	1	Hydraulic hose	
10	648631	1	Hydraulic hose	
11	648630	1	Hydraulic hose	
12	047223	1	Feed roller arm	
13	047222	1	Feed roller arm	
14	609097	2	Hydraulic motor	
15	601764	2	Adapter	ORFS -06/ SAE0 -128
16	602320	4	Adapter	ORFS -12/ SAE0 -12
17	016267	1	Cover	
18	016266	1	Cover	
19	503060	8	Washer	NL12
20	500092	4	Screw	M12x35 8.8 FZB
21	500090	4	Screw	M12x25 8.8 FZB
22	500153	16	Screw	M22x50 8.8 FZB
23	503071	16	Washer	NL22
24	615051		Hose protection	



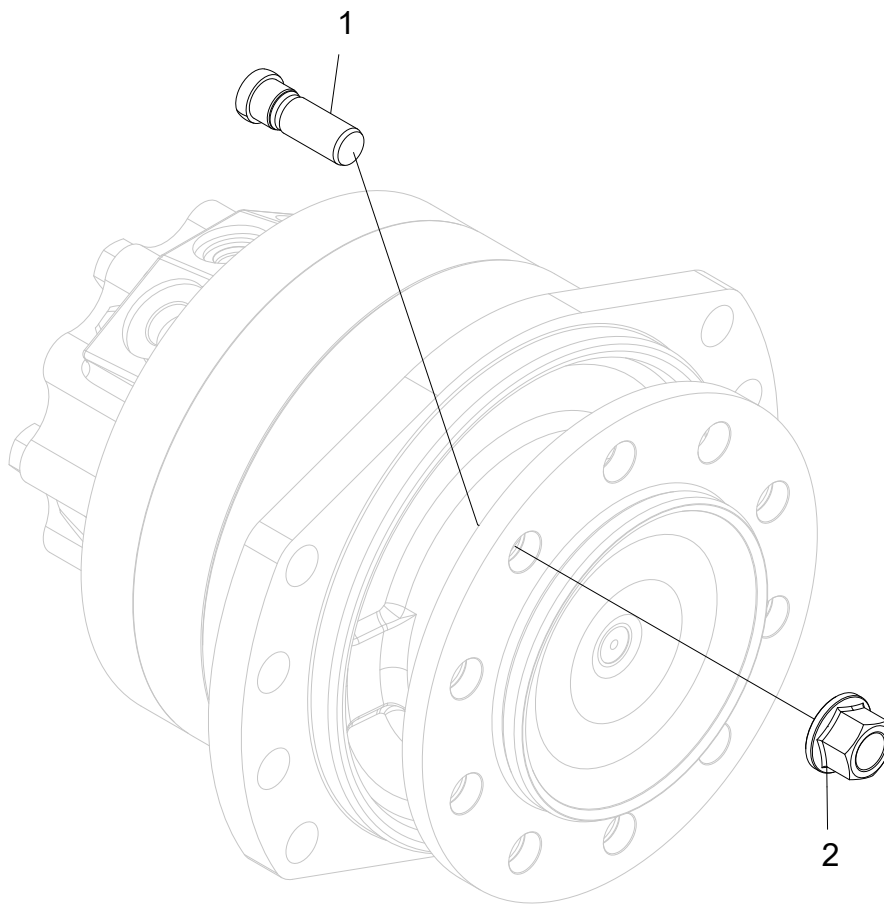
Right feed roller arm, MS11

Structure 047223				
Pos.	Part no.	Quantity	Description	Specification
1	512029	1	Bushing	60x60
2	512028	1	Bushing	60x40
3	625000	1	Grease nipple	1/8"
4			Loctite	603



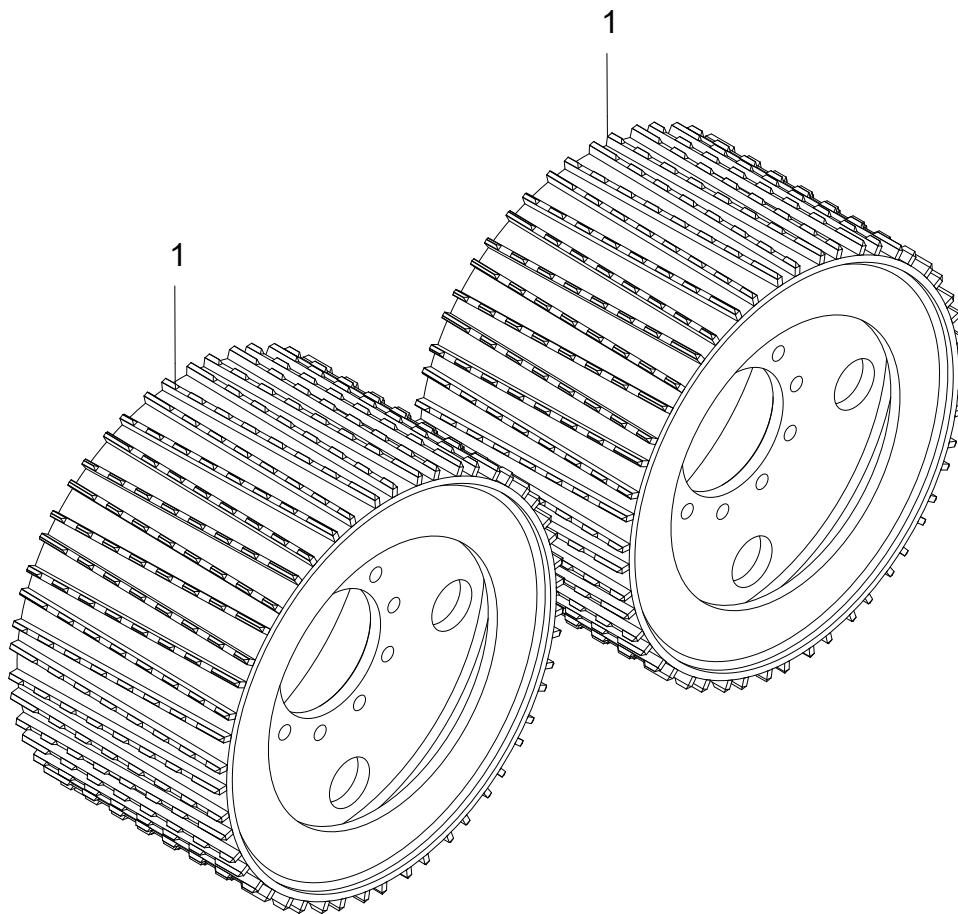
Left feed roller arm, MS11

Structure 047222				
Pos.	Part no.	Quantity	Description	Specification
1	512029	1	Bushing	60x60
2	512028	1	Bushing	60x40
3	625000	1	Grease nipple	1/8"
4			Loctite	603



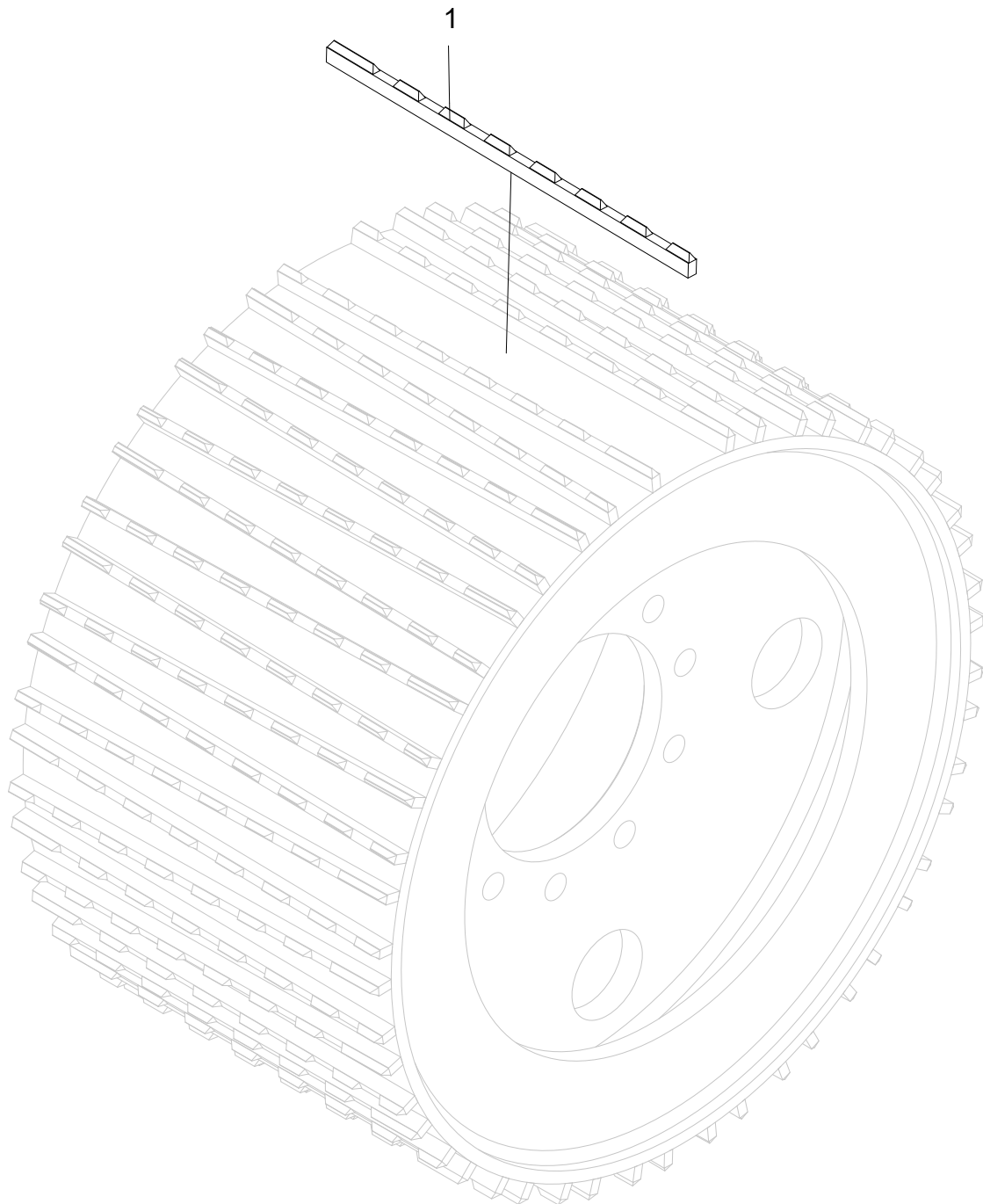
Feed roller motor 1259 ccm

Structure 609097				
Pos.	Part no.	Quantity	Description	Specification
1	635142	10	Wheel screw	
2	635144	10	Wheel nut	




Feed rollers V-Steel Soft Grip, MS11

Structure 033763				
Pos.	Part no.	Quantity	Description	Specification
1	034093	2	Feed roller	



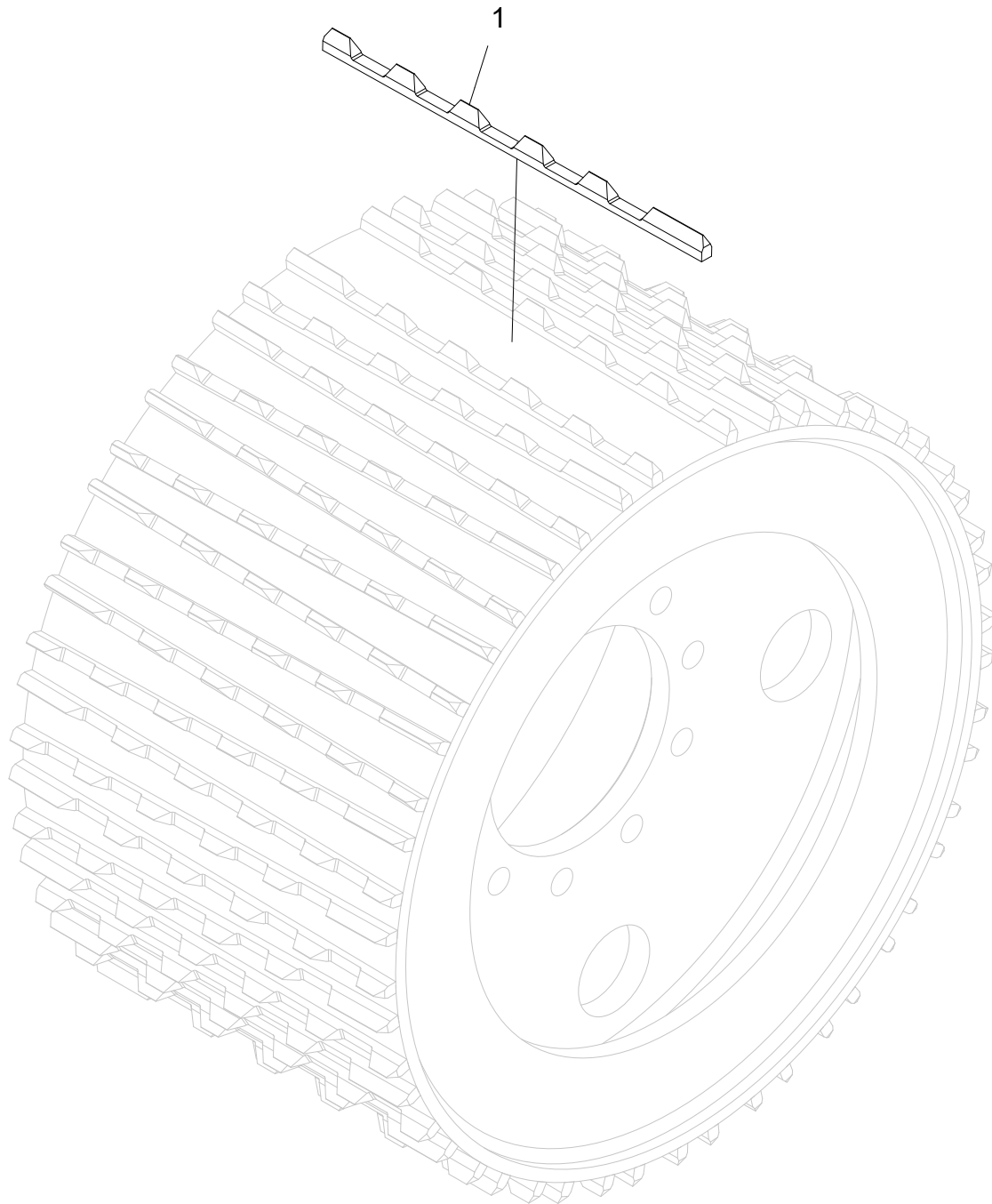
Feed roller V-Steel Soft Grip, MS11

Structure 034093				
Pos.	Part no.	Quantity	Description	Specification
1	016640	50	Bar	



Feed rollers V-Steel Hard Grip, MS11

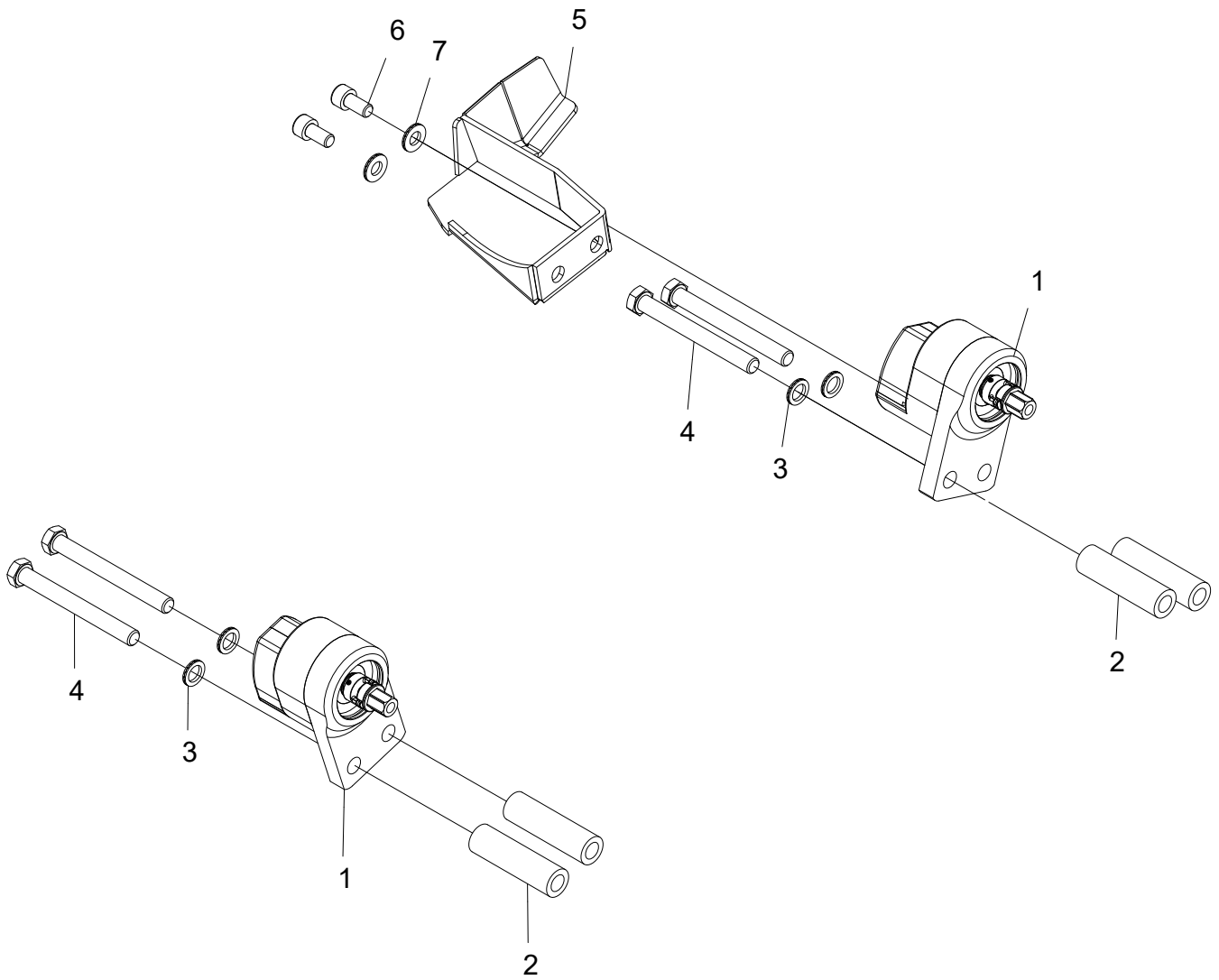
Structure 033714				
Pos.	Part no.	Quantity	Description	Specification
1	034096	2	Feed roller	



Feed roller V-Steel Hard Grip, MS11

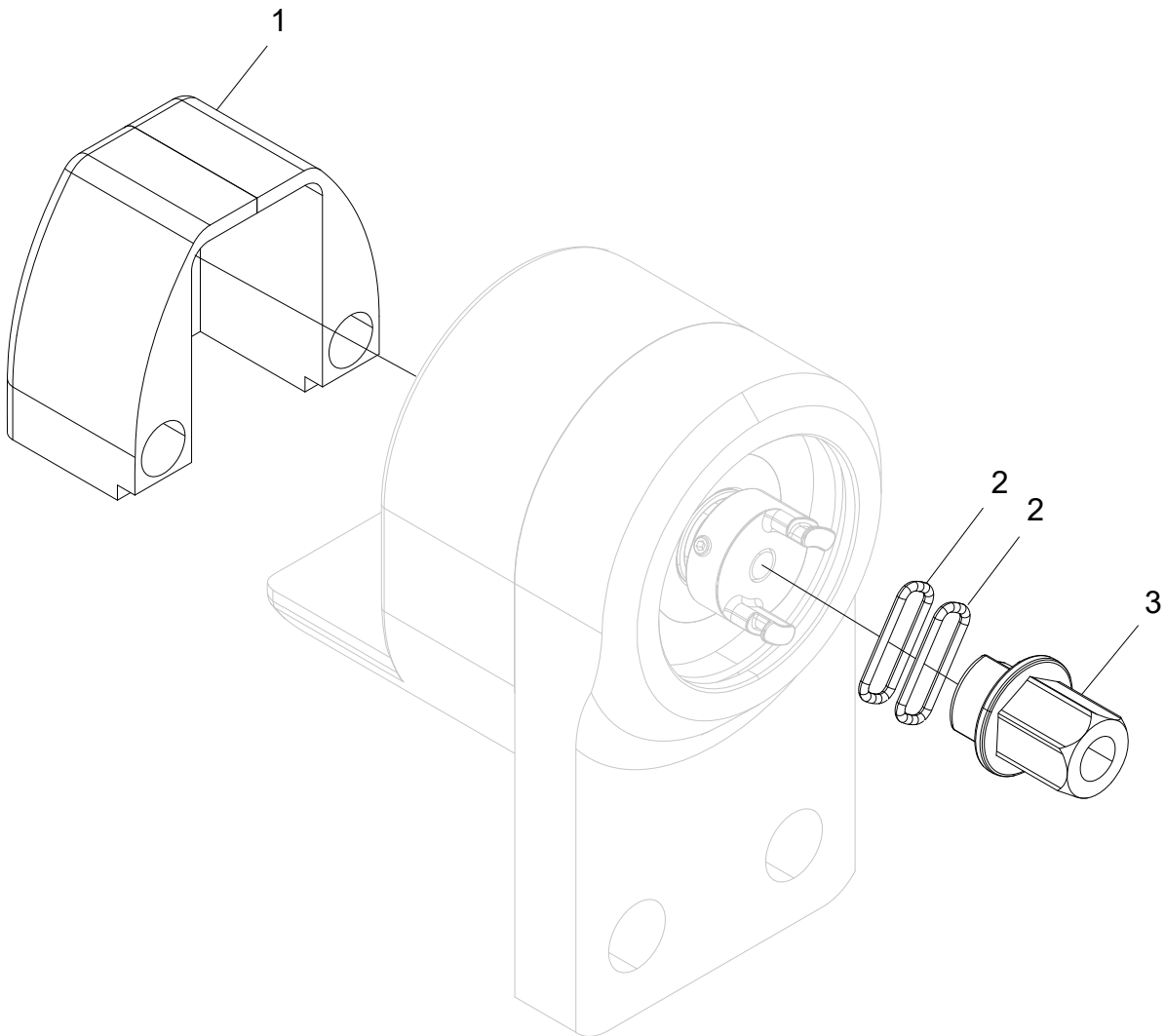
Structure 034096				
Pos.	Part no.	Quantity	Description	Specification
1	016732	50	Bar	

Measuring



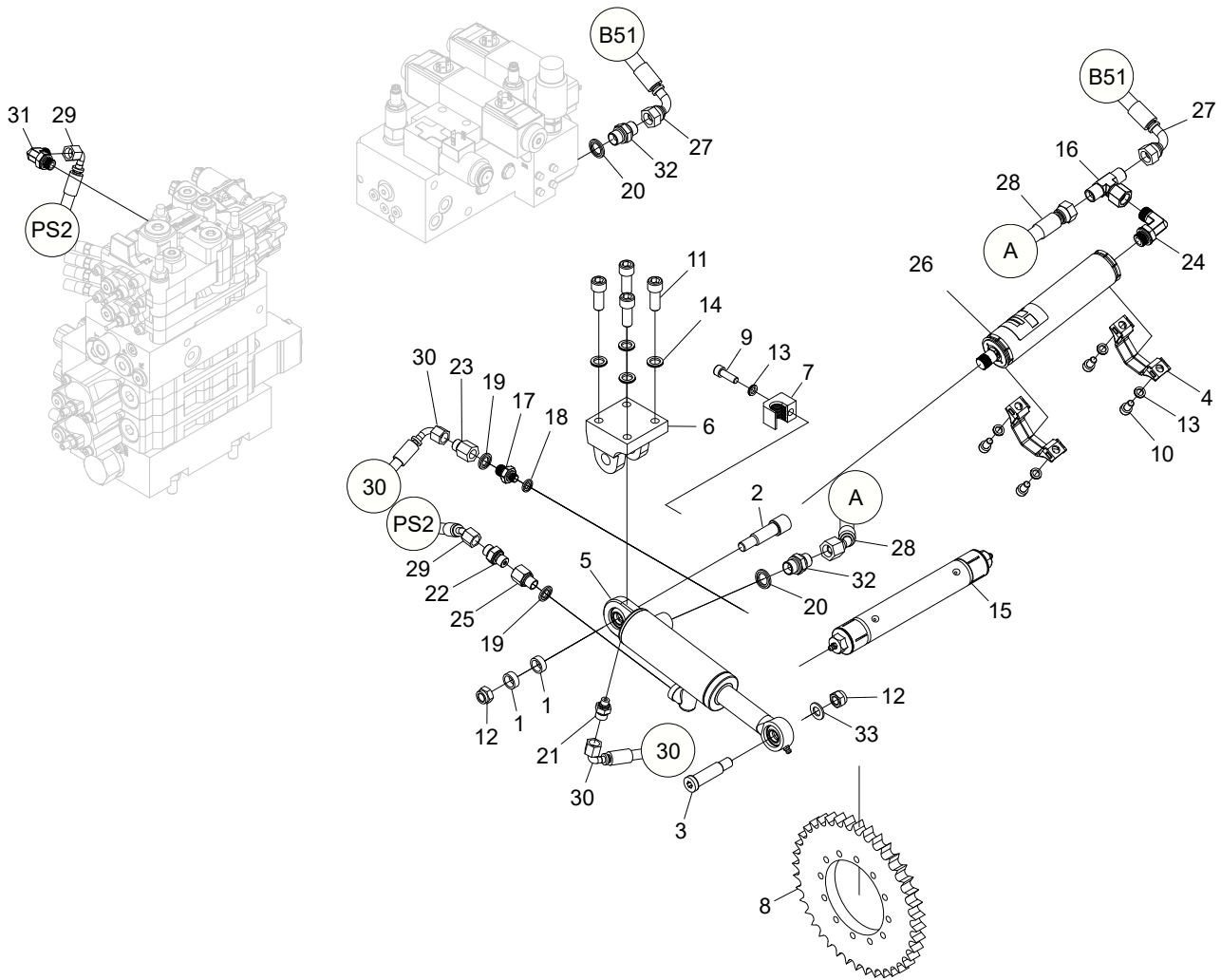
Diameter measuring unit

Structure 047257				
Pos.	Part no.	Quantity	Description	Specification
1	401267	2	Encoder	600 PPR
2	018590	4	Spacer	
3	503060	4	Washer	M12 NL
4	501120	4	Screw	M12x110 12.9
5	016077	1	Cover	
6	501087	2	Screw	M10x20 12.9
7	503075	2	Washer	M10 NL sp



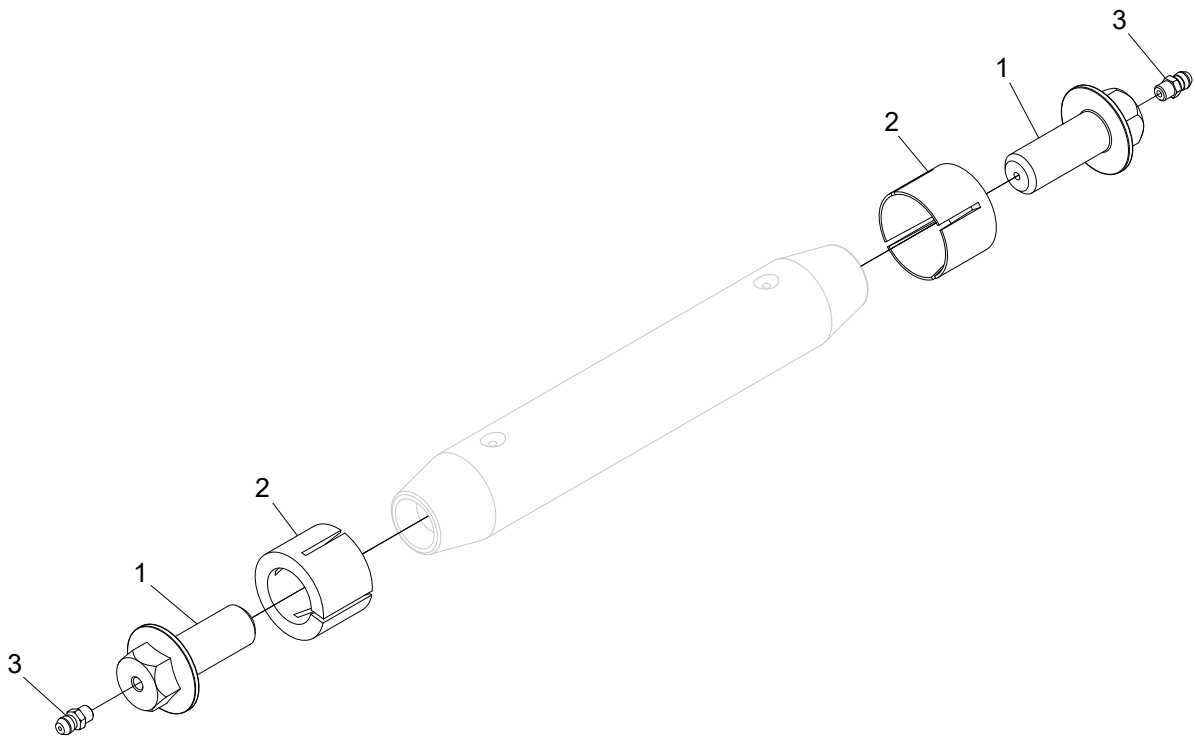
Encoder

Structure 401267				
Pos.	Part no.	Quantity	Description	Specification
1	401226	1	Cover	
2	540039	2	O-ring	10,82x1,78
3	017634	1	Hexagon plug	



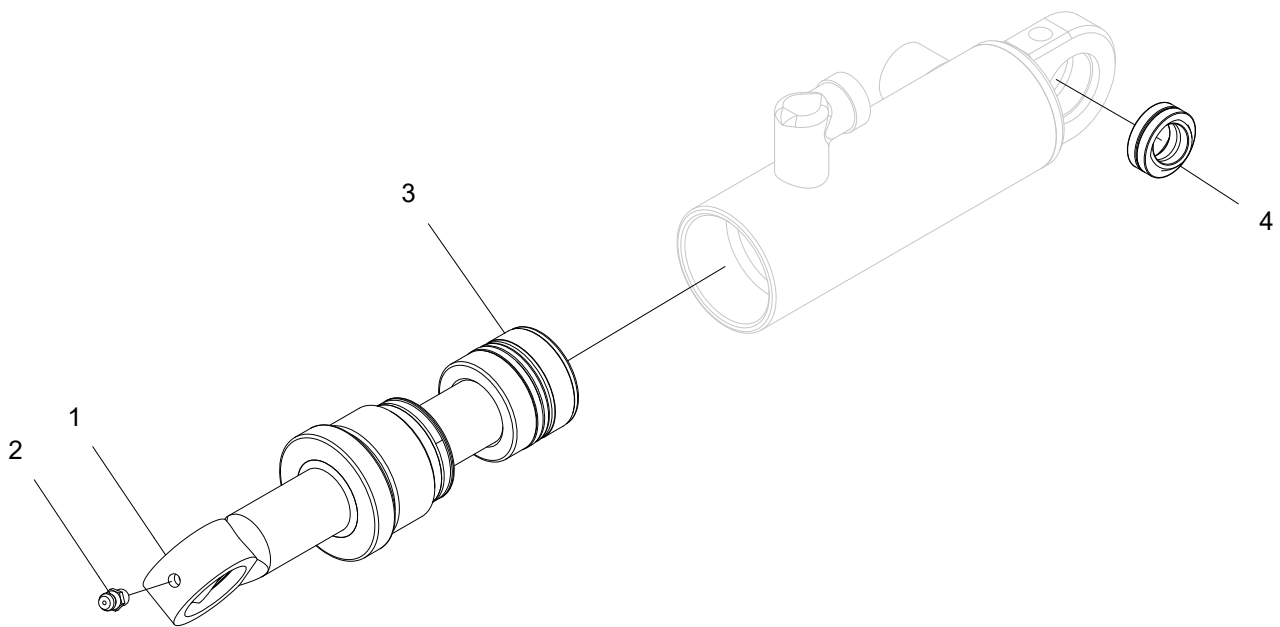
Length measuring unit, assembly

Structure 047255				
Pos.	Part no.	Quantity	Description	Specification
1	012398	2	Spacer	
2	016217	1	Shaft	Ø20 - 76
3	10000097	1	Shaft	Ø15 - 69
4	018390	2	Clamp	Ø44
5	018400	1	Hydraulic cylinder	
6	018792	1	Bracket	
7	018421	1	Clamp	3/8"
8	10000520	1	Wheel rim	
9	501070	1	Screw	M8x25 12.9
10	501067	4	Screw	M8x16 12.9
11	501109	4	Screw	M12x30 12.9
12	502056	2	Nut	M12
13	503055	5	Washer	NL8
14	503060	4	Washer	NL12
15	518069	1	Shaft	
16	601016	1	Adapter	BSP -06
17	601026	1	Adapter	1/8" - 1/4"
18	601100	1	Bonded seal	1/8"
19	601101	2	Bonded seal	1/4"
20	601102	2	Bonded seal	3/8"
21	601749	1	Adapter	BSP 1/8" - 9/16" ORFS
22	601750	1	Adapter	BSP 1/4" - 9/16" ORFS
23	601775	1	Adapter	BSP -04/ ORFS -04
24	602021	1	Adapter	BSP -06
25	602055	1	Adapter	1/4"
26	610201	1	Accumulator	
27	648440	1	Hydraulic hose	
28	648441	1	Hydraulic hose	
29	648442	1	Hydraulic hose	
30	648443	1	Grease hose	
31	601725	1	Adapter	BSP -04/ ORFS -04
32	601032	2	Adapter	3/8"
33	503009	1	Washer	12x22x2 FZB



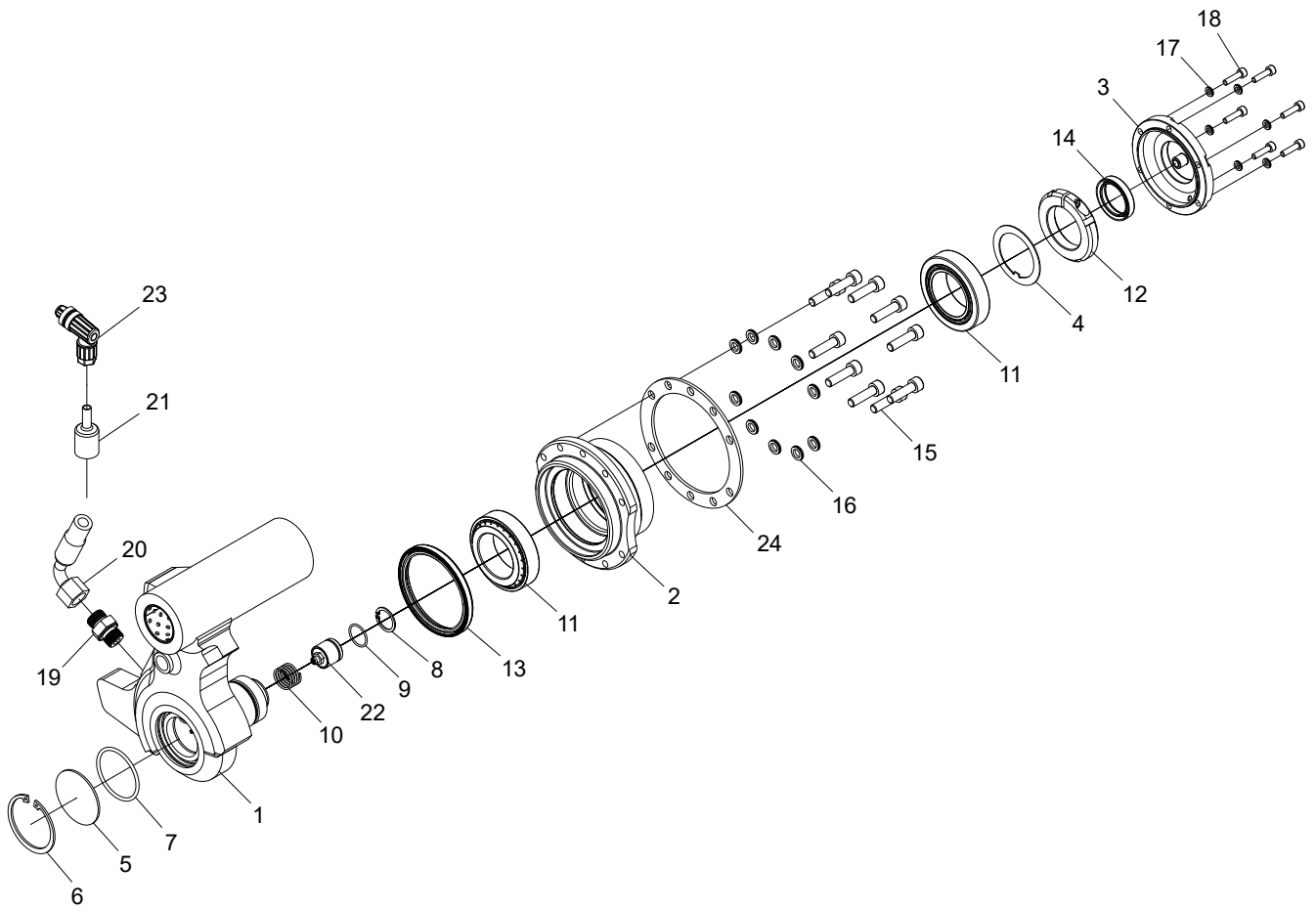
Shaft

Structure 518069				
Pos.	Part no.	Quantity	Description	Specification
1	518029	2	Screw	M16
2	518079	2	Sleeve	Ø30
3	518092	2	Grease nipple	M6



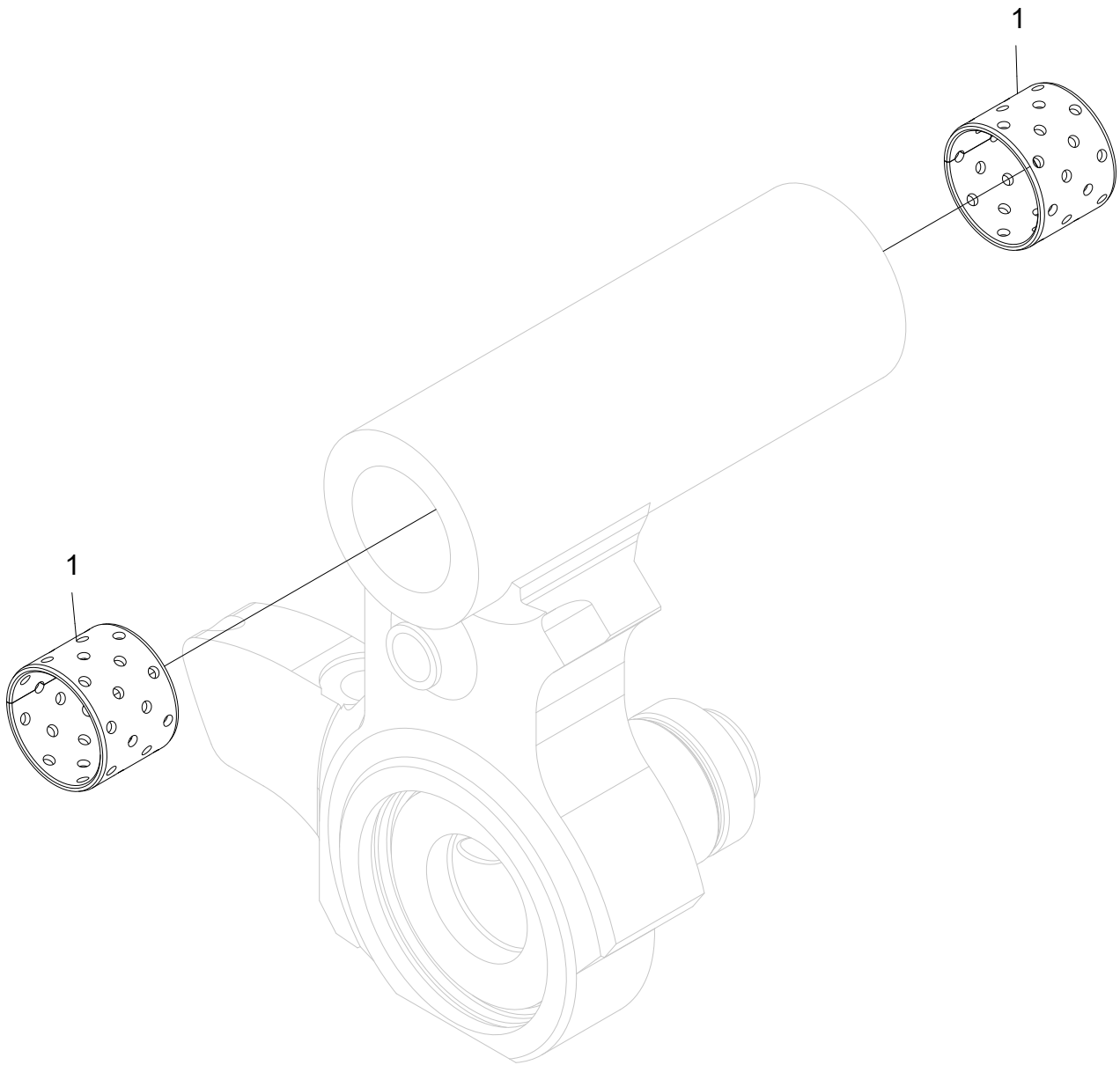
Hydraulic cylinder

Structure 018400				
Pos.	Part no.	Quantity	Description	Specification
1	018400-KIT	1	Rod kit	
2	625004	1	Grease nipple	M6
3		1	Seal kit	
4	510003	1	Spherical bushing	



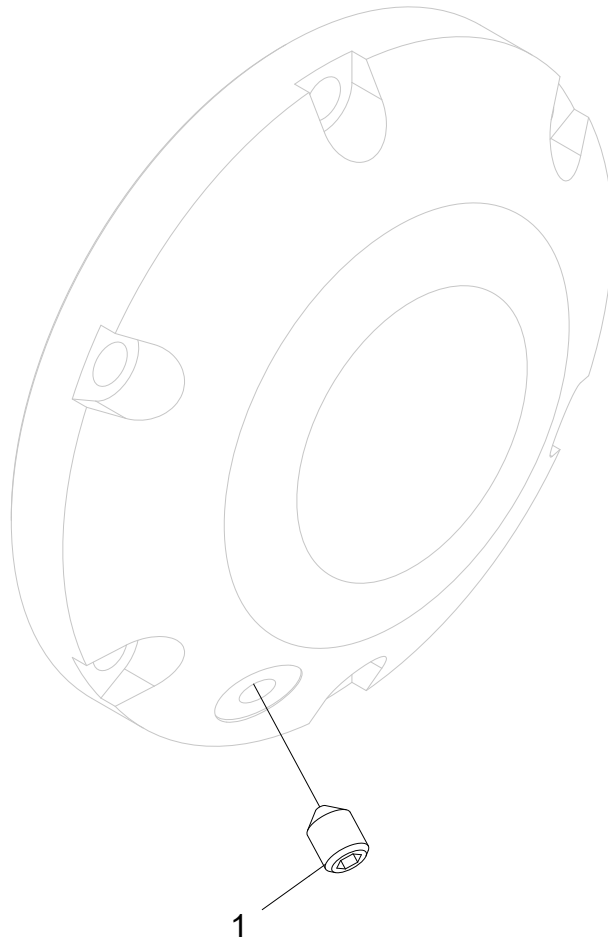
Length measuring arm

Structure 047256				
Pos.	Part no.	Quantity	Description	Specification
1	10000510	1	Measuring wheel arm	
2	10000098	1	Hub	
3	018798	1	Cover	
4	018897	1	Spacer	
5	018876	1	Cover	
6	517249	1	Circlip	SGH 56
7	543075	1	O-ring	48x3
8	517215	1	Circlip	SGH 23
9	540014	1	O-ring	17,1x1,6
10	526041	1	Spring	1,6x20x33,2
11	508021	2	Roller bearing	45x75x20
12	10000299	1	Nut	
13	3266800	1	Seal ring	75x90x8
14	546008	1	Seal ring	31x42x8
15	501071	10	Screw	M8x30 12.9
16	503055	10	Washer	NL8
17	503066	7	Washer	NL5
18	501029	7	Screw	M5x20 12.9
19	601754	1	Adapter	BSP 3/8" - 11/16" ORFS
20	648646	1	Hose	
21	015113	1	Seal	
22	401382	1	Sensor	
23	674556	1	Cable	
24	10000099	1	Spacer	
25	522111		Grease	



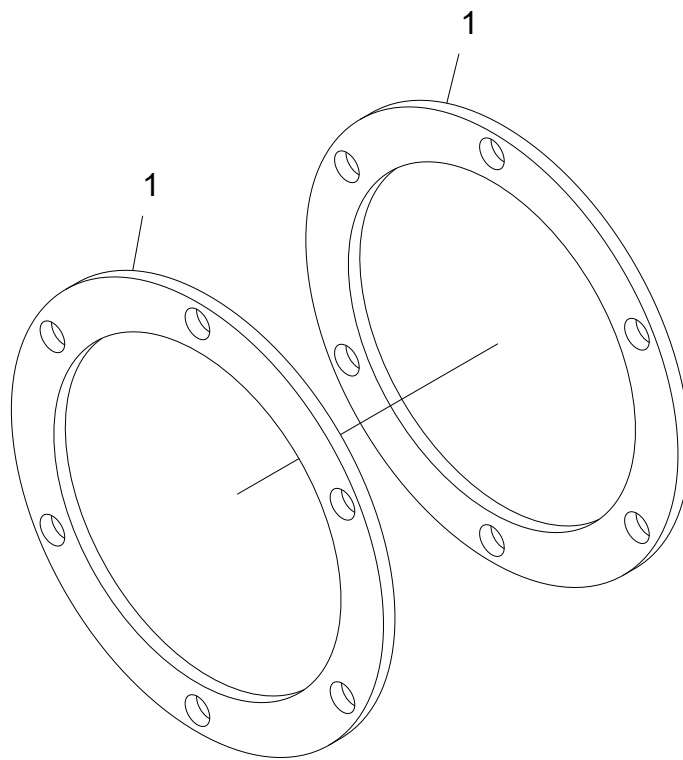
Measuring wheel arm

Structure 018799				
Pos.	Part no.	Quantity	Description	Specification
1	512012	2	Bushing	35x30



Cover

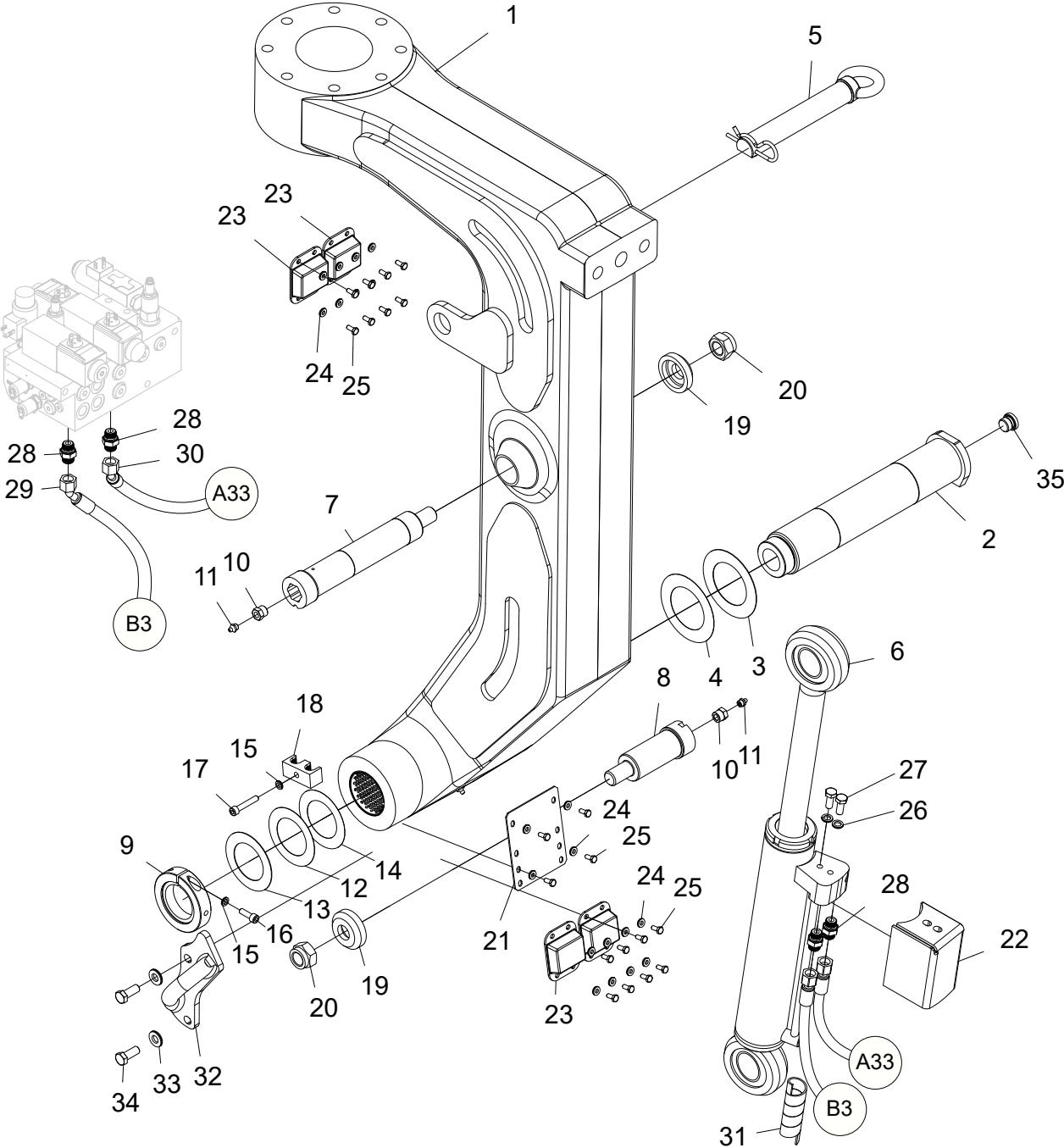
Structure 018798				
Pos.	Part no.	Quantity	Description	Specification
1	513010	1	Screw	M6x8



Wheel rim spacer kit

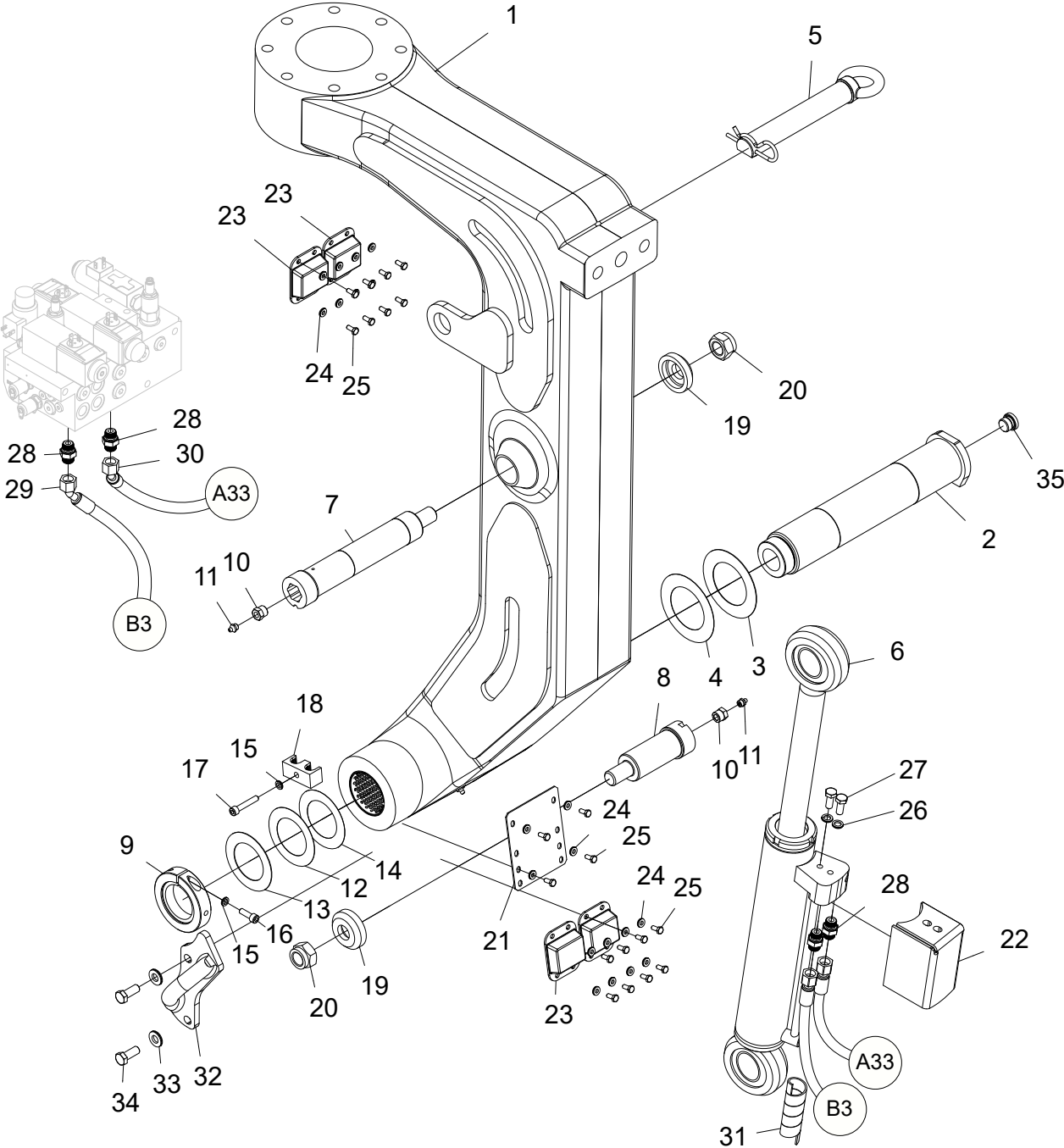
Structure 047258				
Pos.	Part no.	Quantity	Description	Specification
1	018868	2	Spacer	Ø130

Felling unit

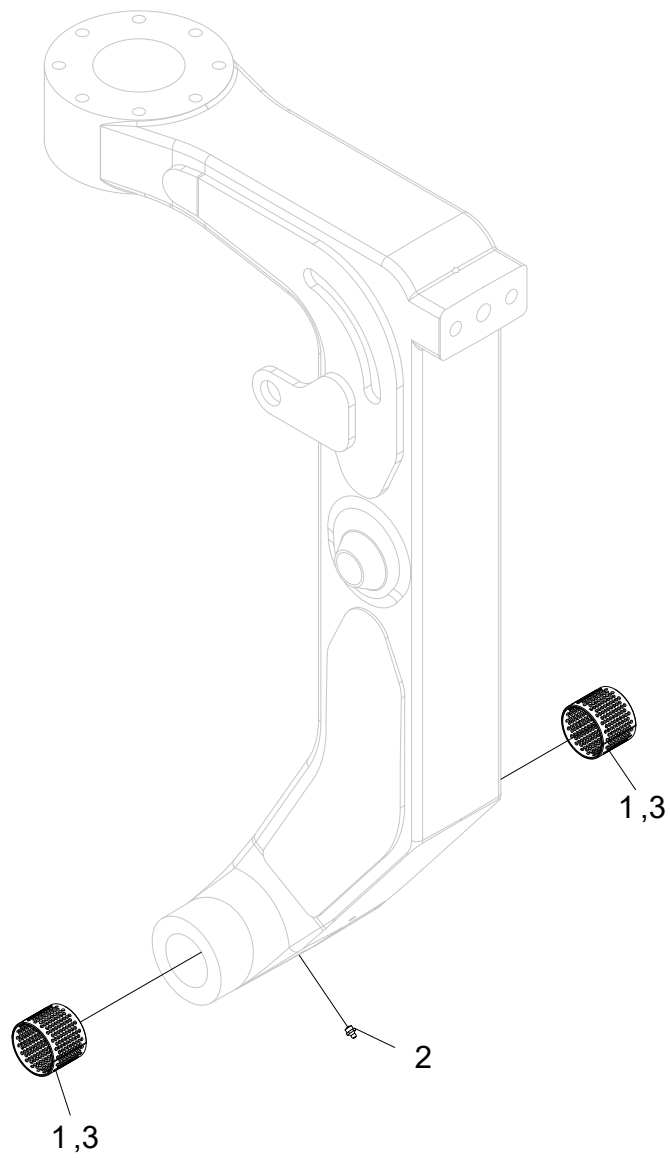


Felling link, assembly

Structure 047246				
Pos.	Part no.	Quantity	Description	Specification
1	047227	1	Felling link	
2	016068	1	Pin	
3	015895	1	Shim	1
4	016432	1	Shim	0,5
5	018927	1	Safety bolt	
6	018989	1	Hydraulic cylinder	
7	015710	1	Pin	Ø52
8	015711	1	Pin	Ø52
9	016070	1	Threaded ring	M60x2
10	602030	2	Bushing	1/8"-3/8"
11	625000	2	Grease nipple	1/8"
12	507011	1	Shim	63x98x0,5
13	507012	1	Shim	63x98x1
14	507063	1	Shim	63x98x0,25
15	503055	2	Washer	M8 NL
16	501070	1	Screw	M8x25 12.9
17	501074	1	Screw	M8x45 12.9
18	016878	1	Clamp	3/8"
19	010342	2	Washer	
20	502062	2	Nut	M24
21	013649	1	Plate	
22	015709	1	Cover	
23	014377	4	Rubber damper	
24	503073	20	Washer	M6 NL sp
25	500022	20	Screw	M6x14 8.8 FZB
26	503057	2	Washer	M10 NL
27	500068	2	Screw	M10x25 8.8 FZB
28	601754	4	Adapter	BSP 3/8"-11/16" ORFS
29	648493	1	Hydraulic hose	
30	648492	1	Hydraulic hose	
31	615050	1	Hose cover	0,75m 1"
32	016030	1	Hose leader	
33	503076	2	Washer	M12 NL sp

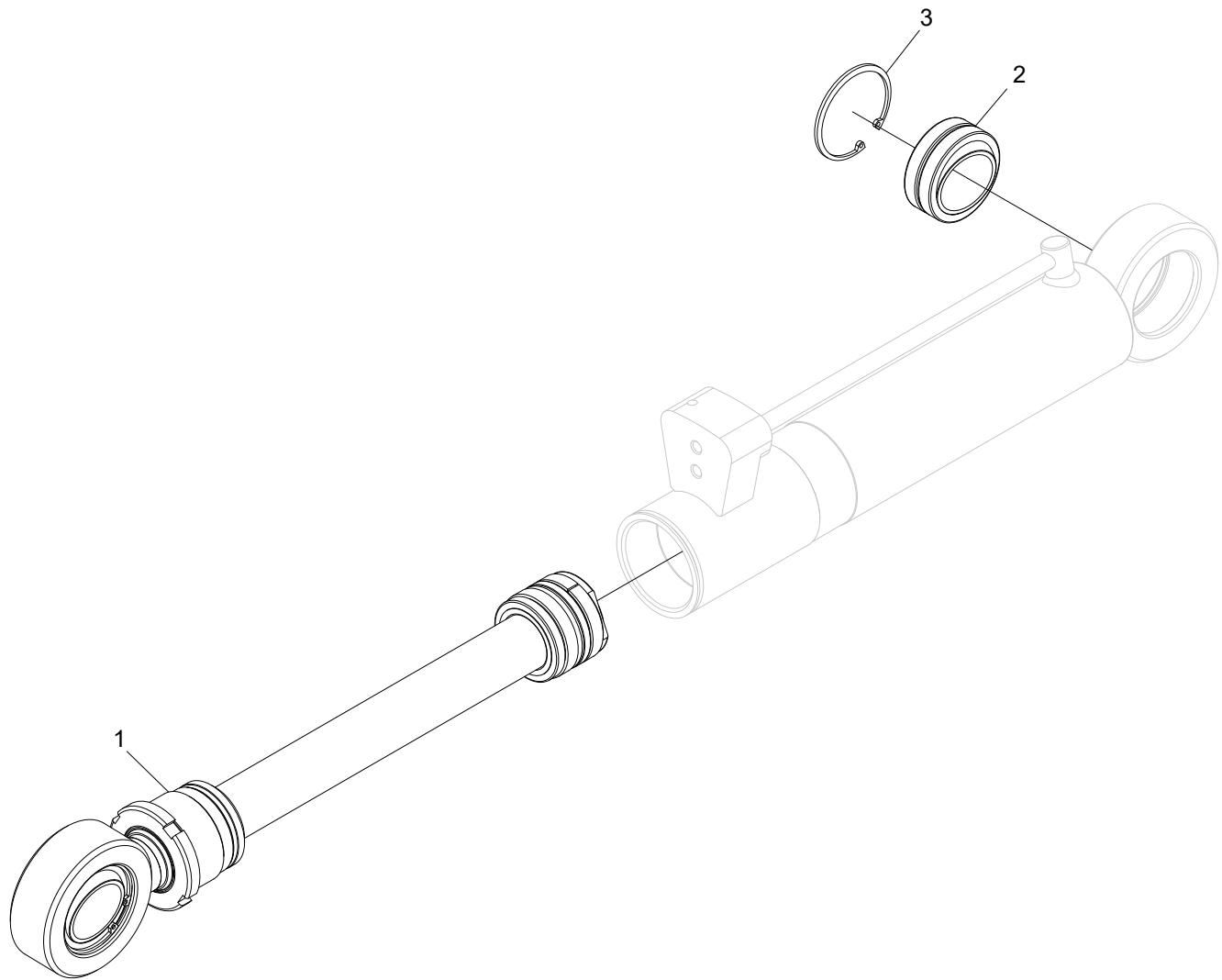


Structure 047246				
Pos.	Part no.	Quantity	Description	Specification
34	500091	2	Screw	M12x30 8.8 FZB
35	601003	1	Hex plug	



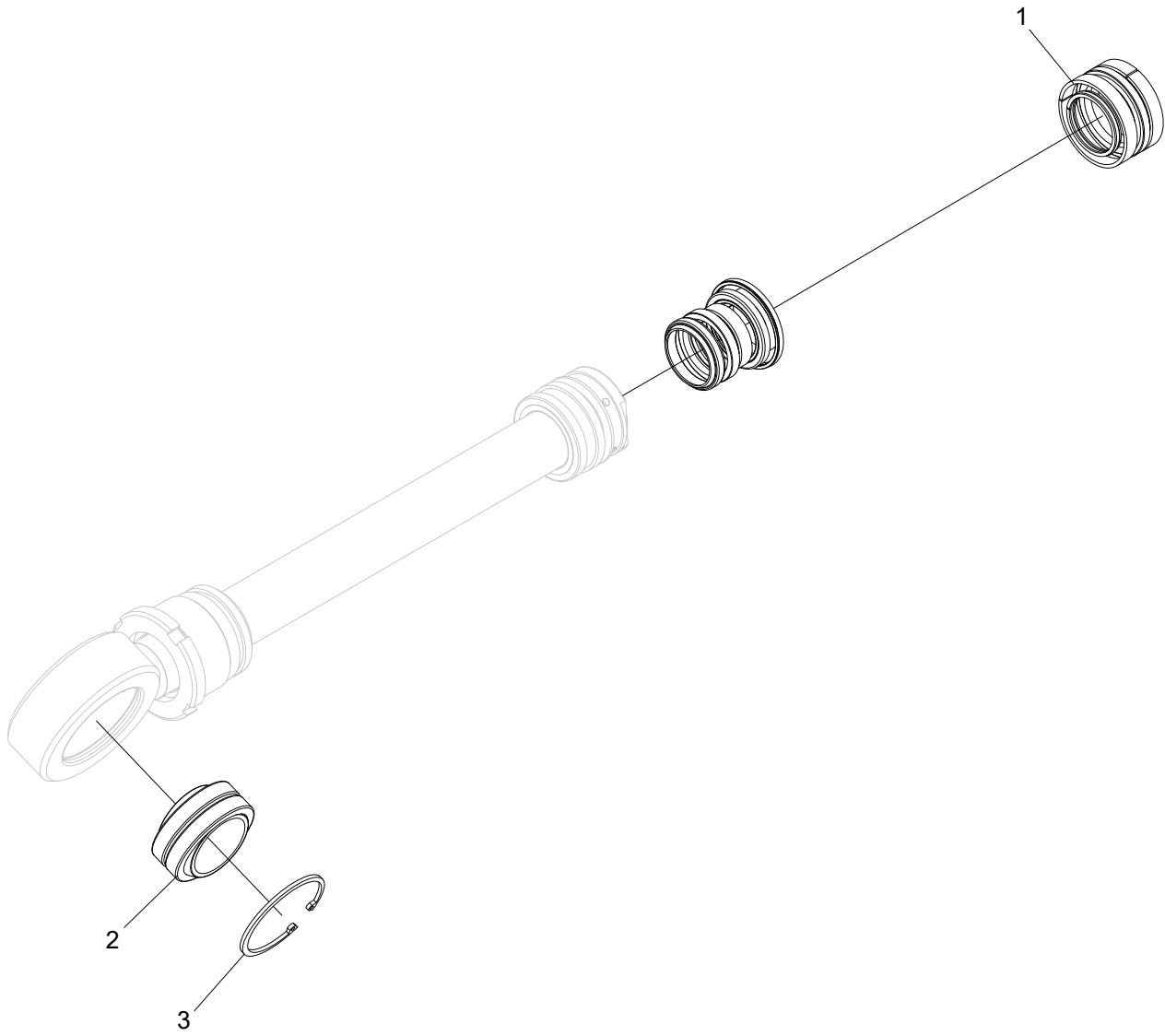
Felling link

Structure 047227				
Pos.	Part no.	Quantity	Description	Specification
1	512030	2	Bushing	70x60
2	625000	1	Grease nipple	1/8"
3			Loctite	603



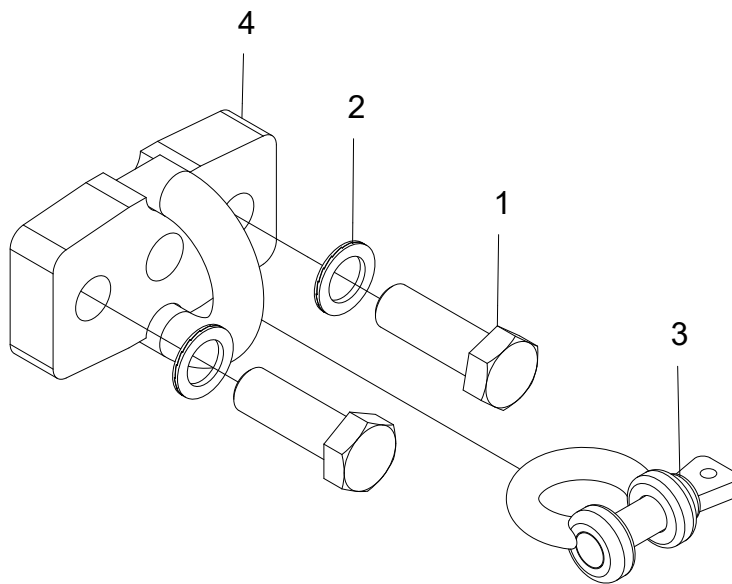
Hydraulic cylinder

Structure 018989				
Pos.	Part no.	Quantity	Description	Specification
1	10000248	1	Rod kit	
2	510011	1	Spherical bushing	GE45-ES
3	517253	1	Circlip	SGH 68



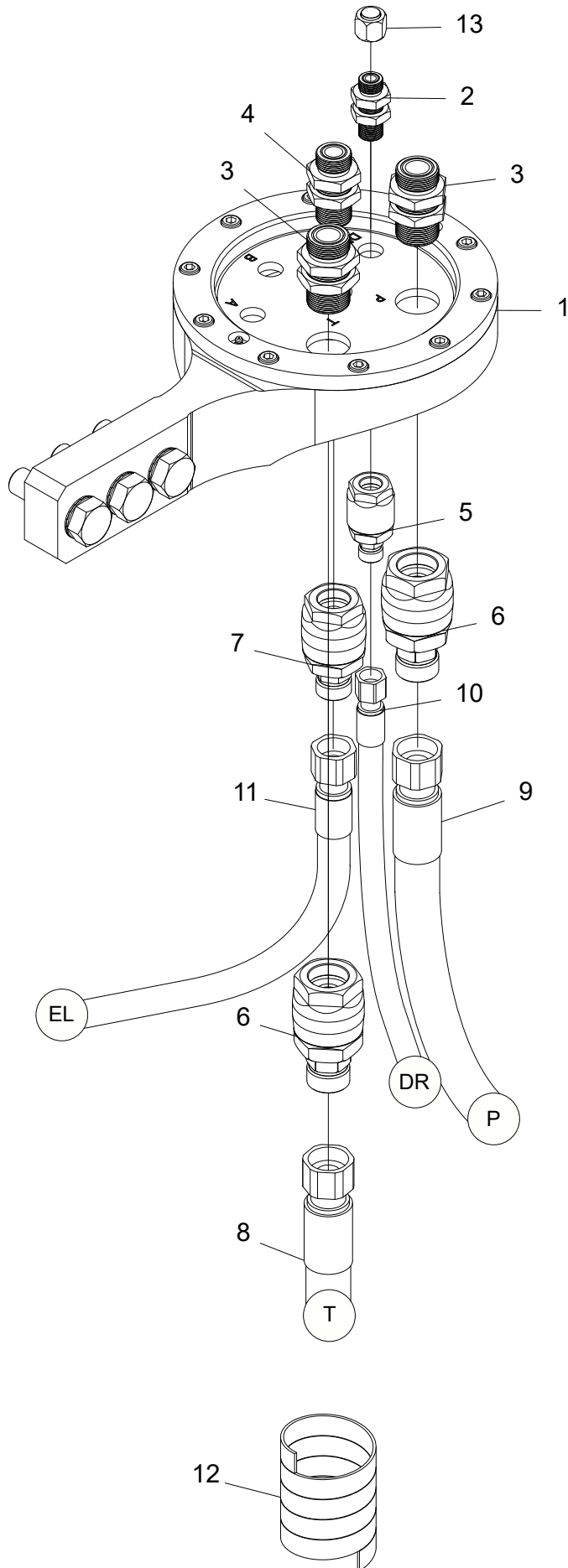
Rod kit

Structure 10000248				
Pos.	Part no.	Quantity	Description	Specification
1	10000247	1	Seal kit	
2	510011	1	Spherical bushing	GE45-ES
3	517253	1	Circlip	SGH 68



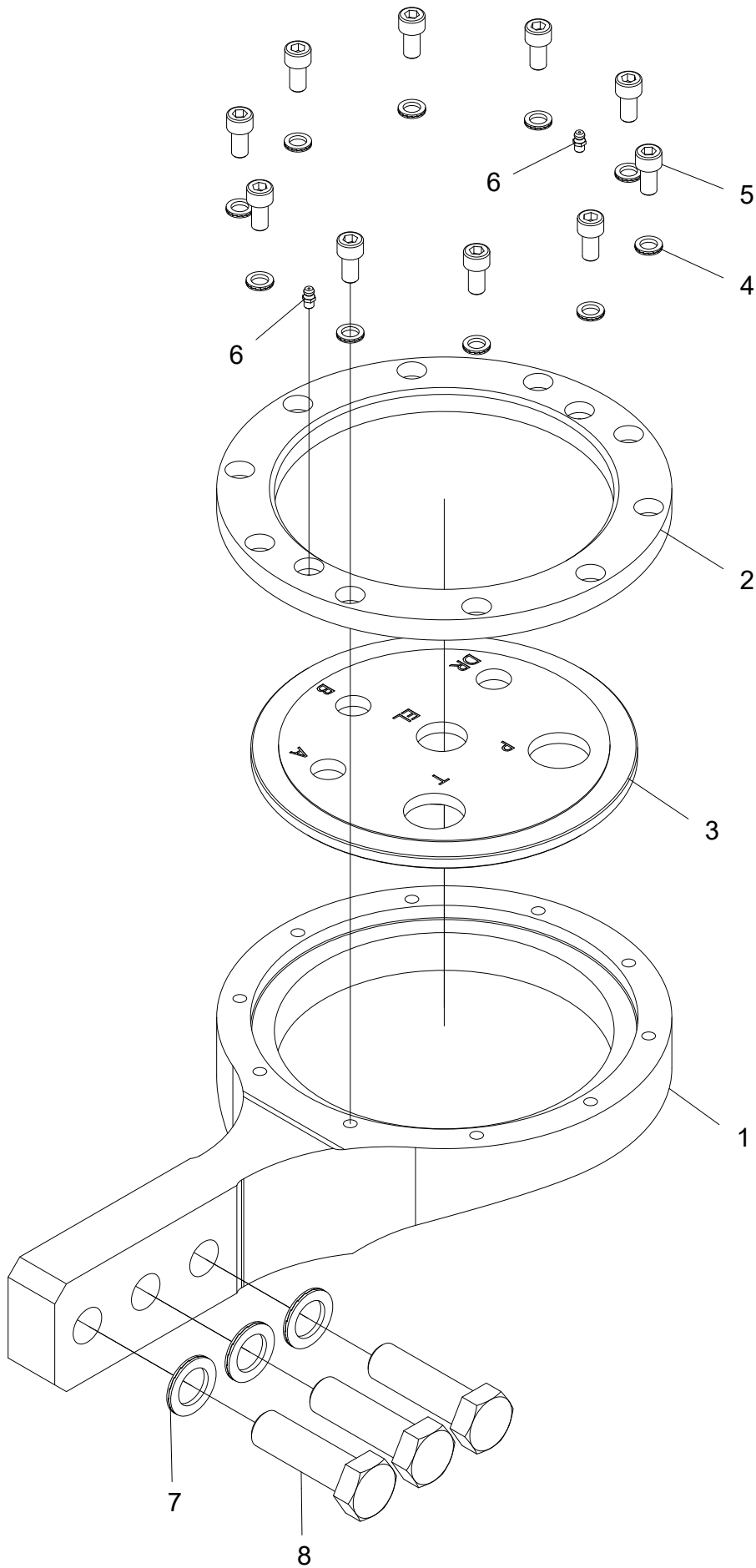
Chain holder

Structure 043543				
Pos.	Part no.	Quantity	Description	Specification
1	505058	2	Screw	M24x70 10.9
2	503072	2	Washer	M24 NL
3	523072	1	Shackle	
4	016227	1	Chain holder	



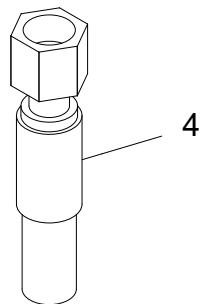
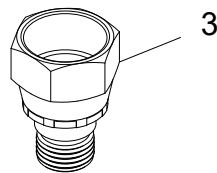
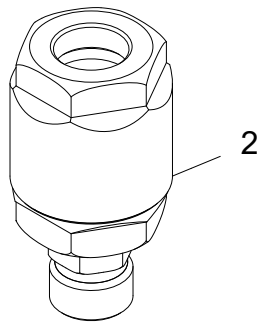
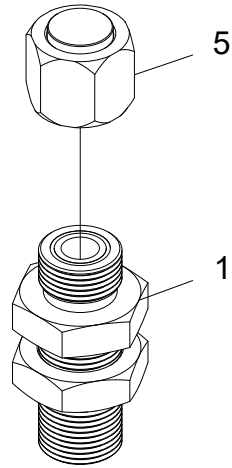
Hose holder, assembly

Structure 047247				
Pos.	Part no.	Quantity	Description	Specification
1	018639	1	Hose holder	
2	601782	1	Bulkhead	ORFS-08
3	601784	2	Bulkhead	ORFS-16
4	601783	1	Bulkhead	ORFS-12
5	618092	1	Swivel	ORFS-08
6	618094	2	Swivel	ORFS-16
7	618093	1	Swivel	ORFS-12
8	648495	1	Hydraulic hose	
9	648494	1	Hydraulic hose	
10	648496	1	Hydraulic hose	
11	648497	1	Hydraulic hose	
12	615052	1	Hose cover	2,5m 3"
13	608059	1	Plug	ORFS-08



Hose holder

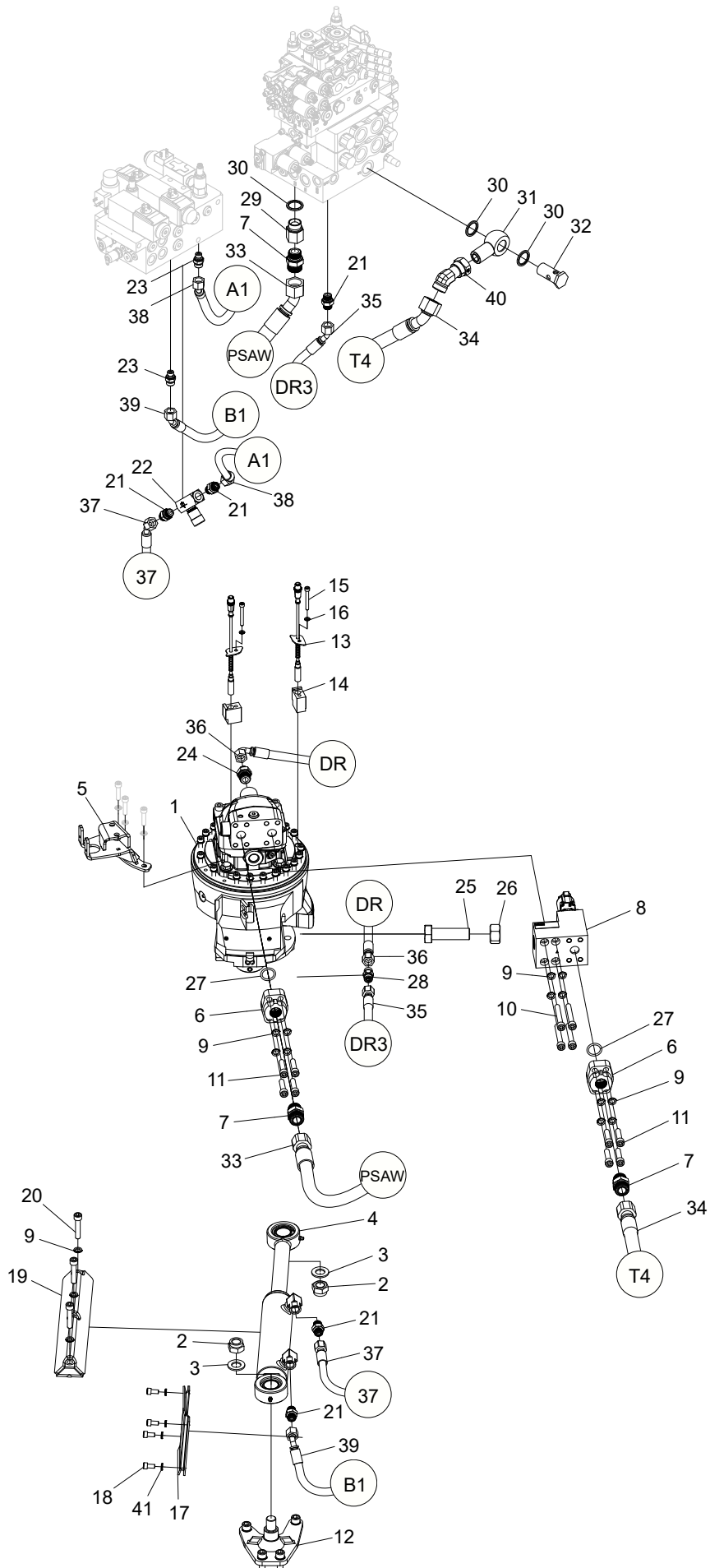
Structure 018639				
Pos.	Part no.	Quantity	Description	Specification
1	018640	1	Arm	
2	018641	1	Lock plate	
3	018643	1	Adapter plate	
4	503057	10	Washer	M10 NL
5	501087	10	Screw	M10x20 12.9
6	625004	2	Grease nipple	M6
7	503072	3	Washer	M24 NL
8	505045	3	Screw	M24x80 10.9



Hose holder, stump treatment

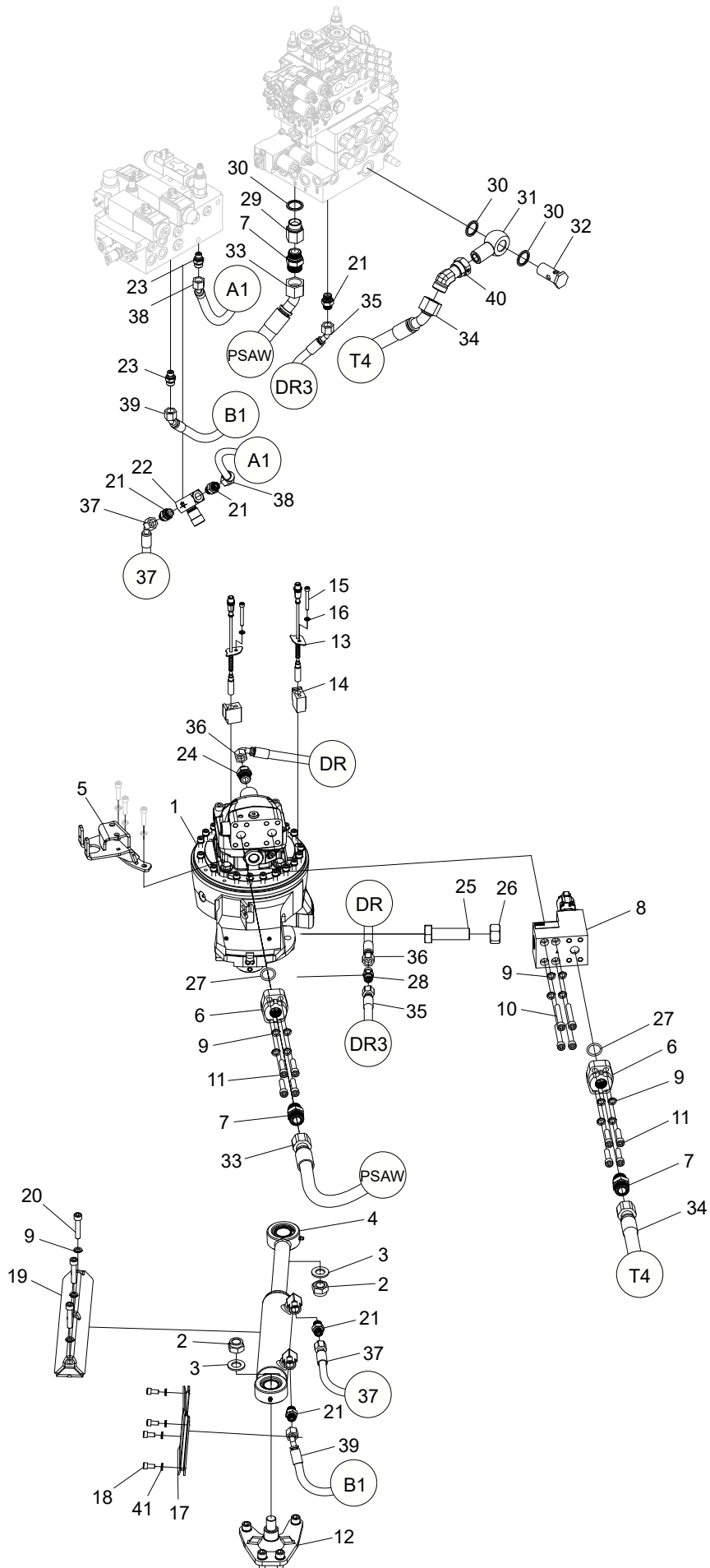
Structure 047248				
Pos.	Part no.	Quantity	Description	Specification
1	601782	1	Bulkhead	ORFS-08
2	618092	1	Swivel	ORFS-08
3	608017	1	Adapter	ORFS-08
4	648498	1	Hydraulic hose	
5	608059	1	Plug	ORFS-08

Saw unit

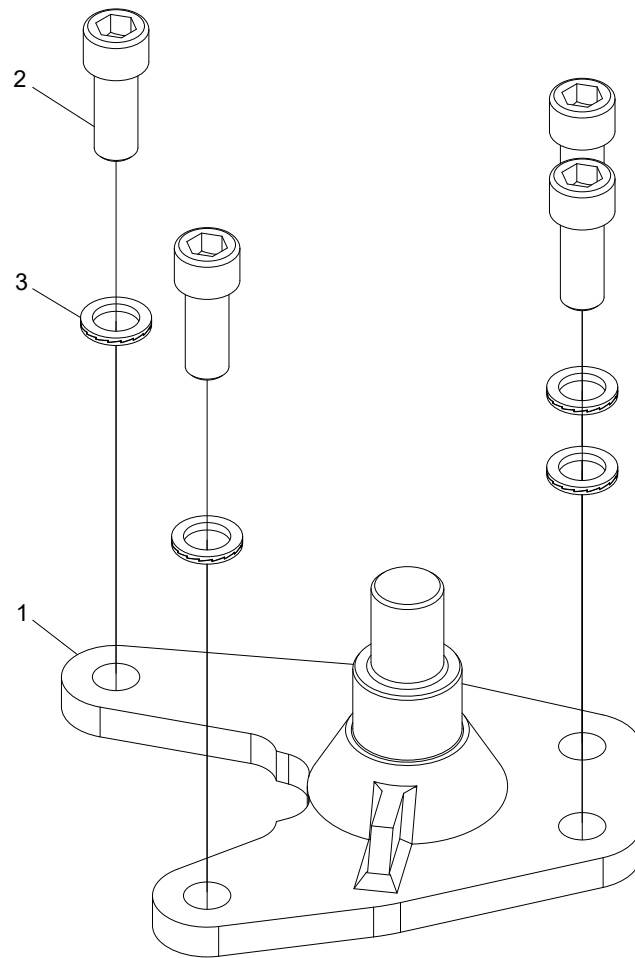


Saw unit 611, assembly

Structure 047260				
Pos.	Part no.	Quantity	Description	Specification
1	018911	1	Saw unit	
2	502060	2	Nut	M20
3	503014	2	Washer	20x36x3 FZB
4	018761	1	Hydraulic cylinder	
5	018715	1	Bracket	
6	601378	2	Threaded flange	3/4"
7	601762	3	Adapter	BSP 3/4" - 1.3/16" ORFS
8	022899	1	Manifold	
9	503057	15	Washer	NL10
10	501097	4	Screw	M10x70 12.9
11	501092	8	Screw	M10x40 12.9
12	018914	1	Pin	
13	017283	2	Sensor	
14	017251	2	Sleeve	
15	501053	2	Screw	M6x50 12.9
16	503065	2	Washer	NL6
17	018661	1	Hose cover	
18	501067	4	Screw	M8x16 12.9
19	018656	1	Cover	
20	501094	3	Screw	M10x50 12.9
21	601754	3	Adapter	BSP 3/8" - 11/16" ORFS
22	10000804	1	Check valve	
23	601752	4	Adapter	1/4" - ORFS 06
24	601755	1	Adapter	ORFS -06
25	014719	1	Screw	M24x80 10.9
26	502012	1	Nut	M24 FZB
27	543170	2	O-ring	24,99x3,53
28	617011	1	Check valve	
29	602057	1	Adapter	3/4"
30	601104	3	Bonded seal	3/4"
31	601780	1	Adapter	1.3/16-12 ORFS
32	601717	1	Banjo screw	3/4"
33	648485	1	Hydraulic hose	

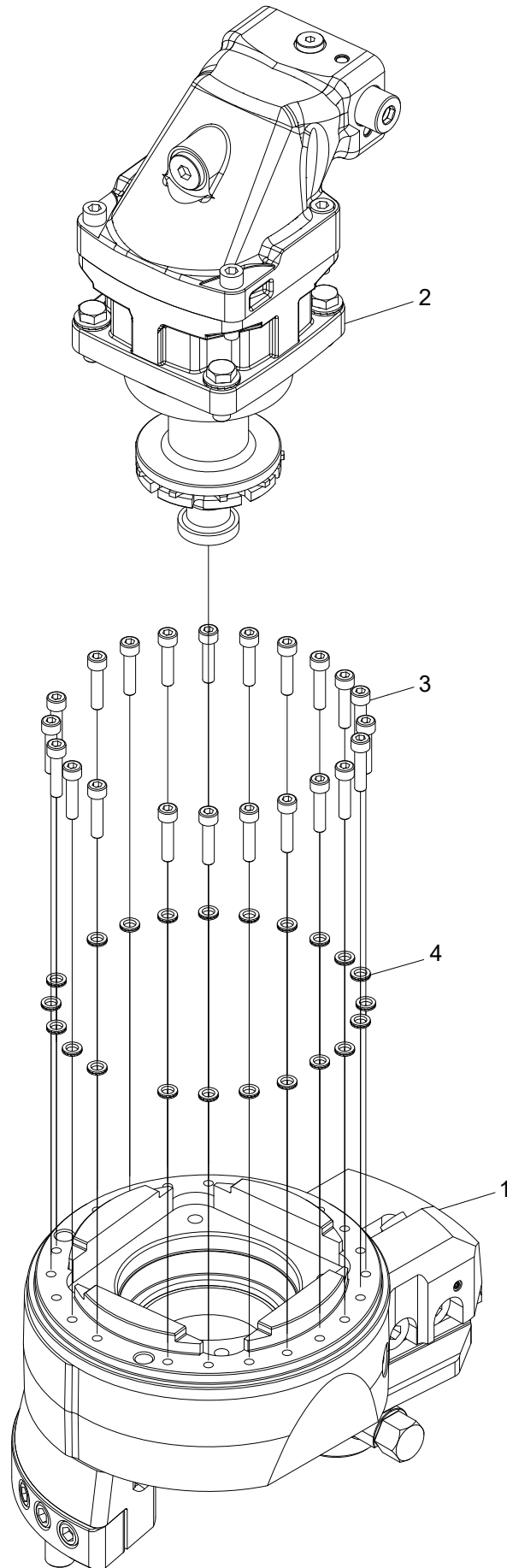


Structure 047260				
Pos.	Part no.	Quantity	Description	Specification
34	648486	1	Hydraulic hose	
35	648488	1	Hydraulic hose	
36	648487	1	Hydraulic hose	
37	648624	1	Hydraulic hose	
38	648623	1	Hydraulic hose	
39	648491	1	Hydraulic hose	
40	602321	1	Adapter	ORFS -12
41	503055	4	Washer	NL8



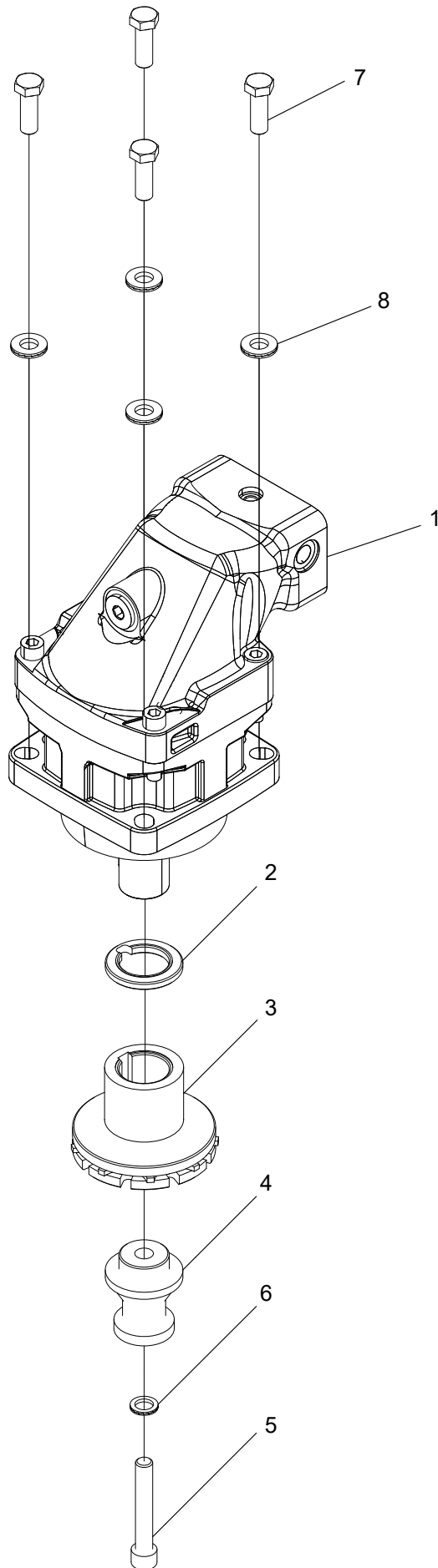
Pin

Structure 018914				
Pos.	Part no.	Quantity	Description	Specification
1	018660	1	Bracket	
2	501109	4	Screw	M12x30 12.9
3	503060	4	Washer	NL12



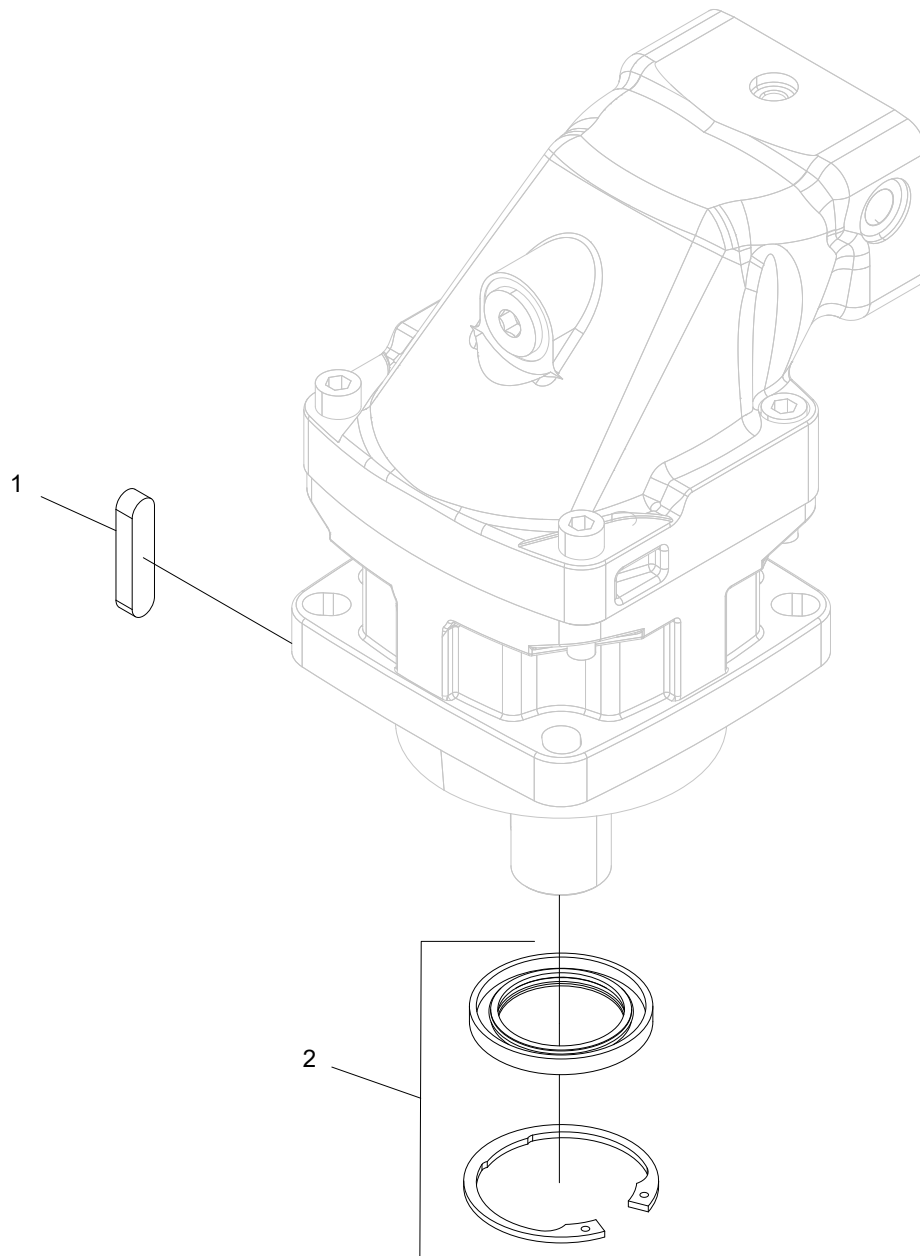
Saw unit 611

Structure 018911				
Pos.	Part no.	Quantity	Description	Specification
1	018896	1	Saw bar bracket	
2	018910	1	Saw unit	
3	501072	22	Screw	M8x35 12.9
4	503055	22	Washer	NL8



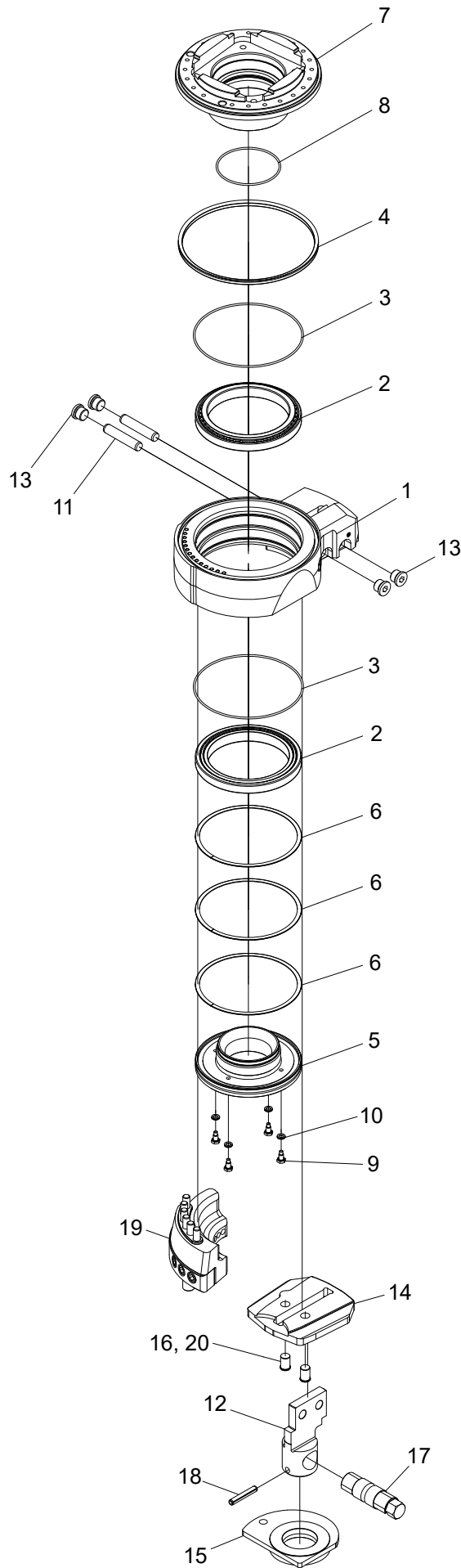
Saw motor F12-60, assembly

Structure 018910				
Pos.	Part no.	Quantity	Description	Specification
1	10000712	1	Saw motor	
2	016780	1	Shim	
3	549114	1	Sprocket carrier	
4	016778	1	Chain catcher	
5	500100	1	Screw	M12x75 12.9
6	503060	1	Washer	NL12
7	500092	4	Screw	M12x35 8.8 FZB
8	503076	4	Washer	NL12 sp



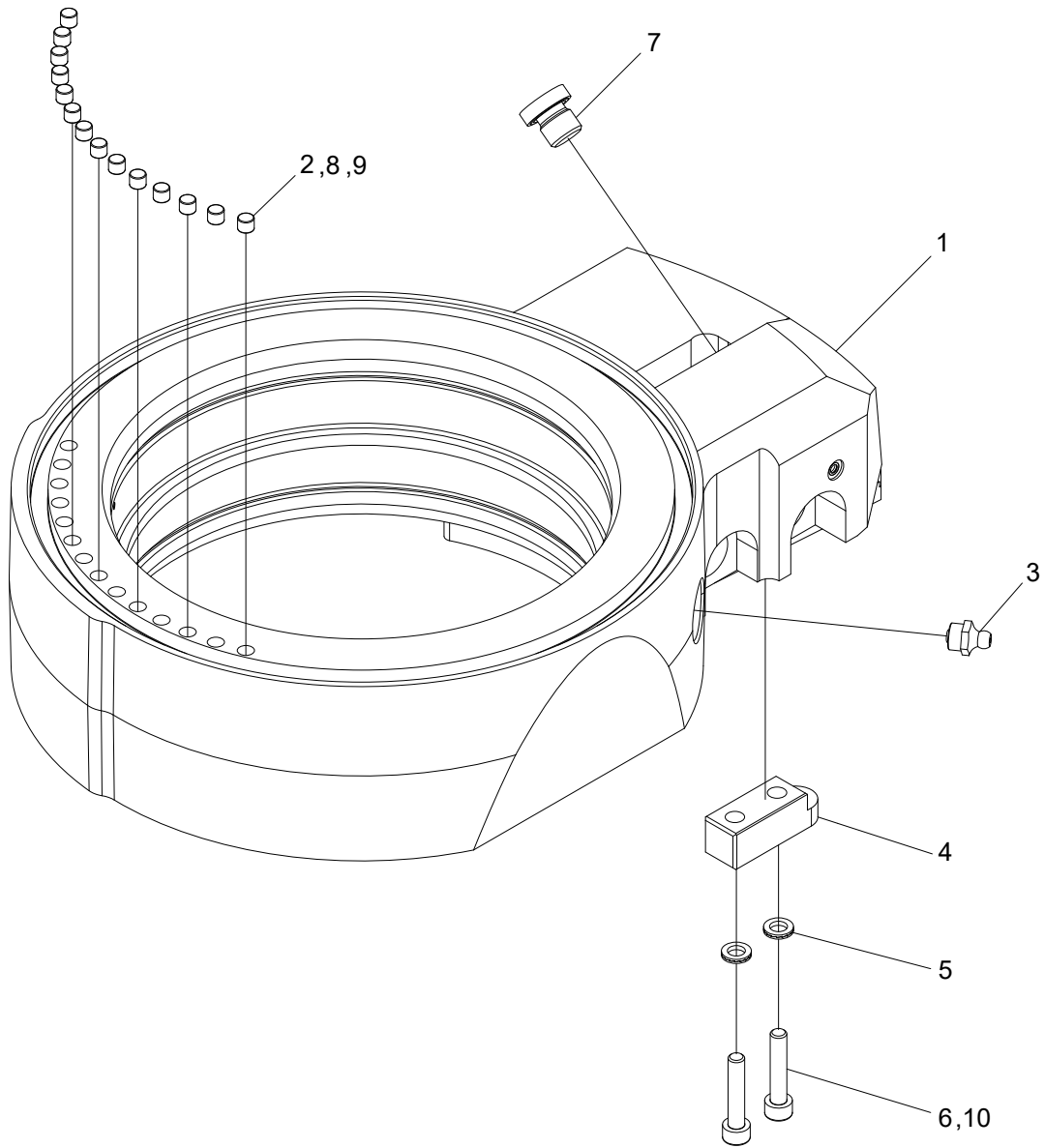
Saw motor F12-60

Structure 609120				
Pos.	Part no.	Quantity	Description	Specification
1	554240	1	Spline	
2	554233	1	Seal kit	



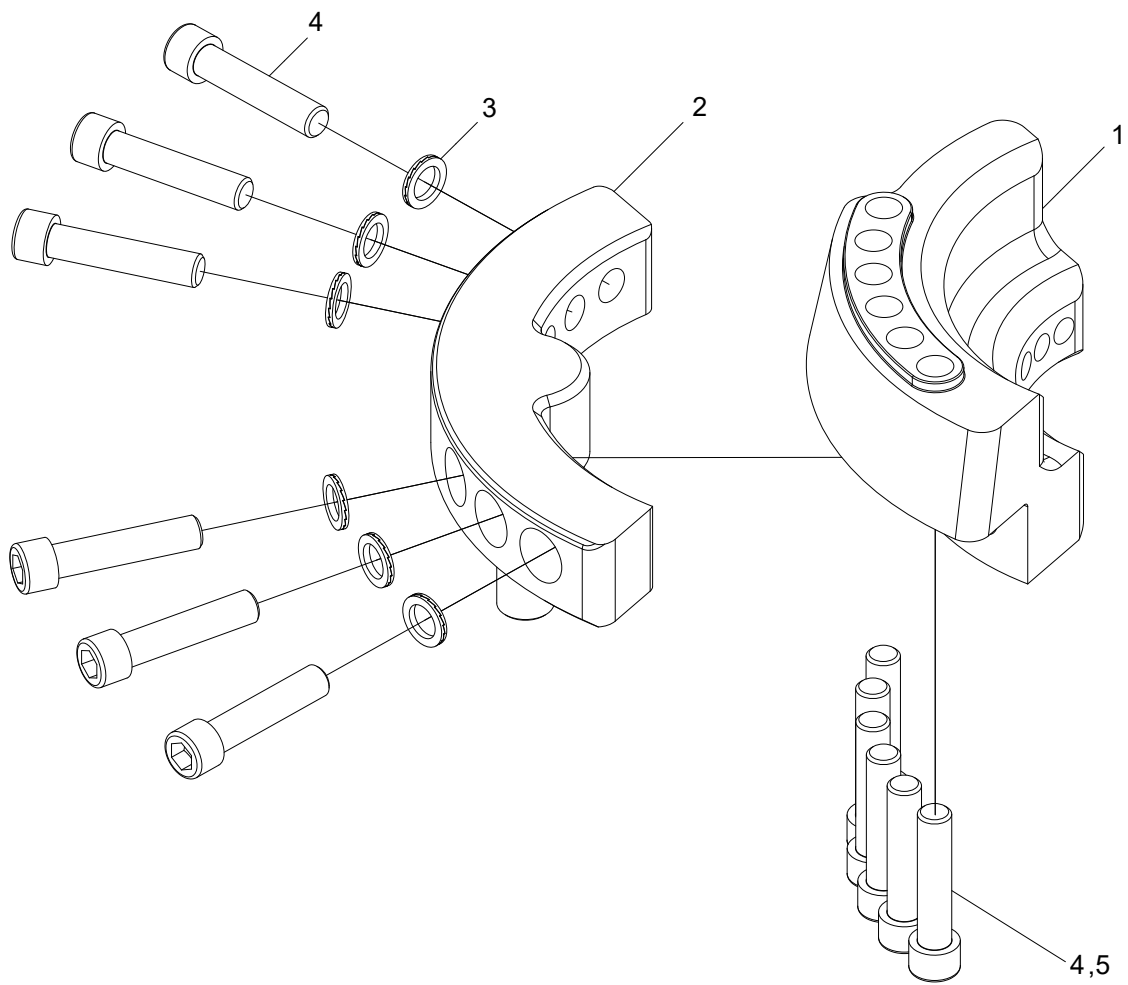
Saw bracket 611

Structure 018896				
Pos.	Part no.	Quantity	Description	Specification
1	018895	1	Saw bar bracket	
2	508020	2	Bearing	
3	543032	2	O-ring	182x3 70 Shore NBR
4	546041	1	Seal	
5	018807	1	Nut	
6	546006	3	Seal ring	
7	018806	1	Flange	
8	543064	1	O-ring	104,5x3 70 Shore NBR
9	018859	4	Locking screw	
10	503055	4	Washer	NL8
11	515026	2	Cylindrical pin	16x80
12	015775	1	Pin	
13	601003	4	Hex plug	1/2"
14	016939	1	Washer	
15	016081	1	Excenter	
16	016775	2	Bolt	Ø16
17	014935	1	Lock shaft	
18	515025	1	Tension pin	10x60
19	018913	1	Bracket	
20			Glue	603



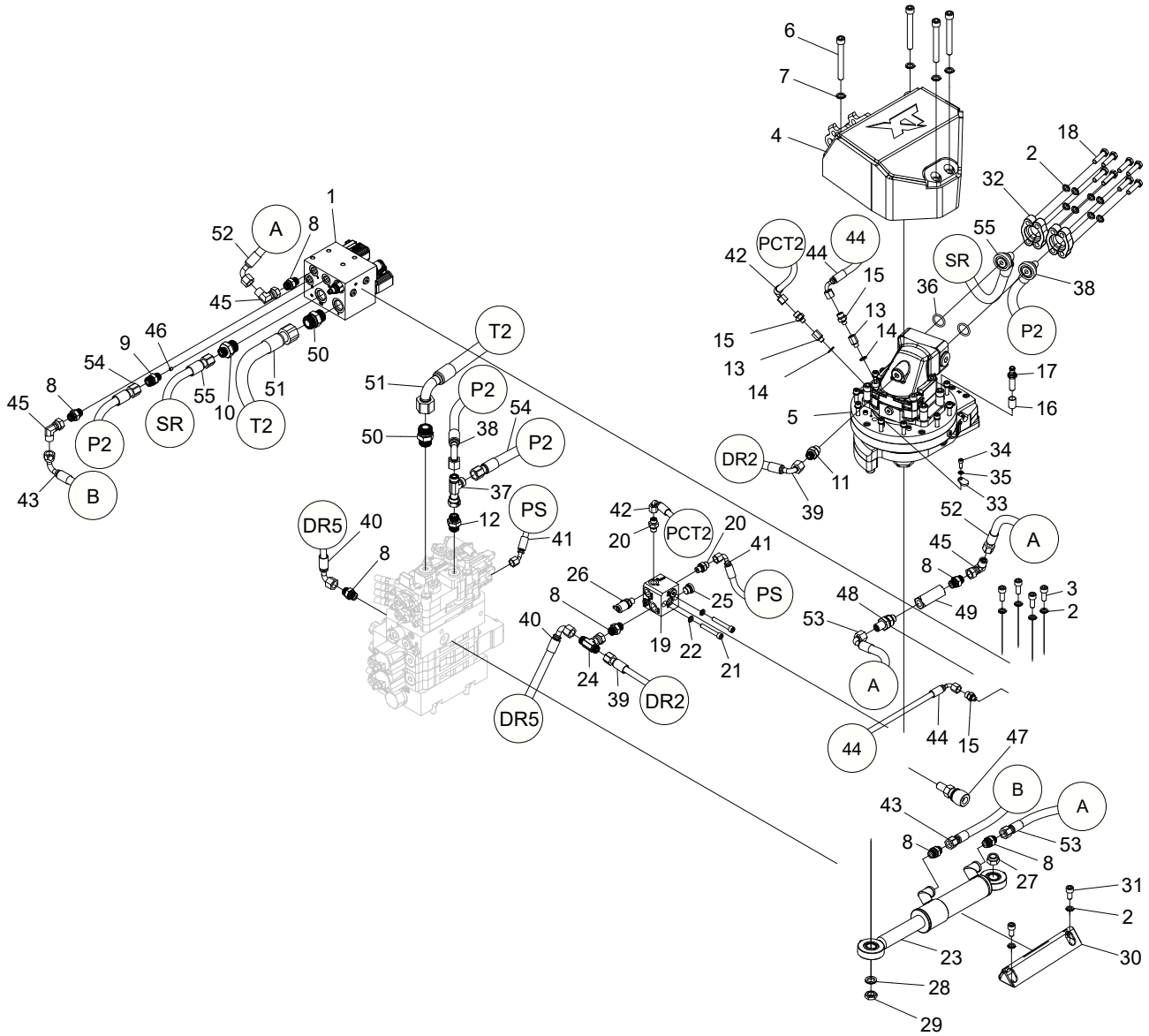
Saw bar bracket 611

Structure 018895				
Pos.	Part no.	Quantity	Description	Specification
1	018808	1	Saw bar bracket	
2	514051	14	Magnet	
3	625000	1	Grease nippel	1/8"
4	014937	1	Wedge	
5	503065	2	Washer	NL6
6	501049	2	Screw	M6x30 12.9
7	601001	1	Hex plug	
8			Loctite	7063
9			Loctite	603
10			Loctite	243



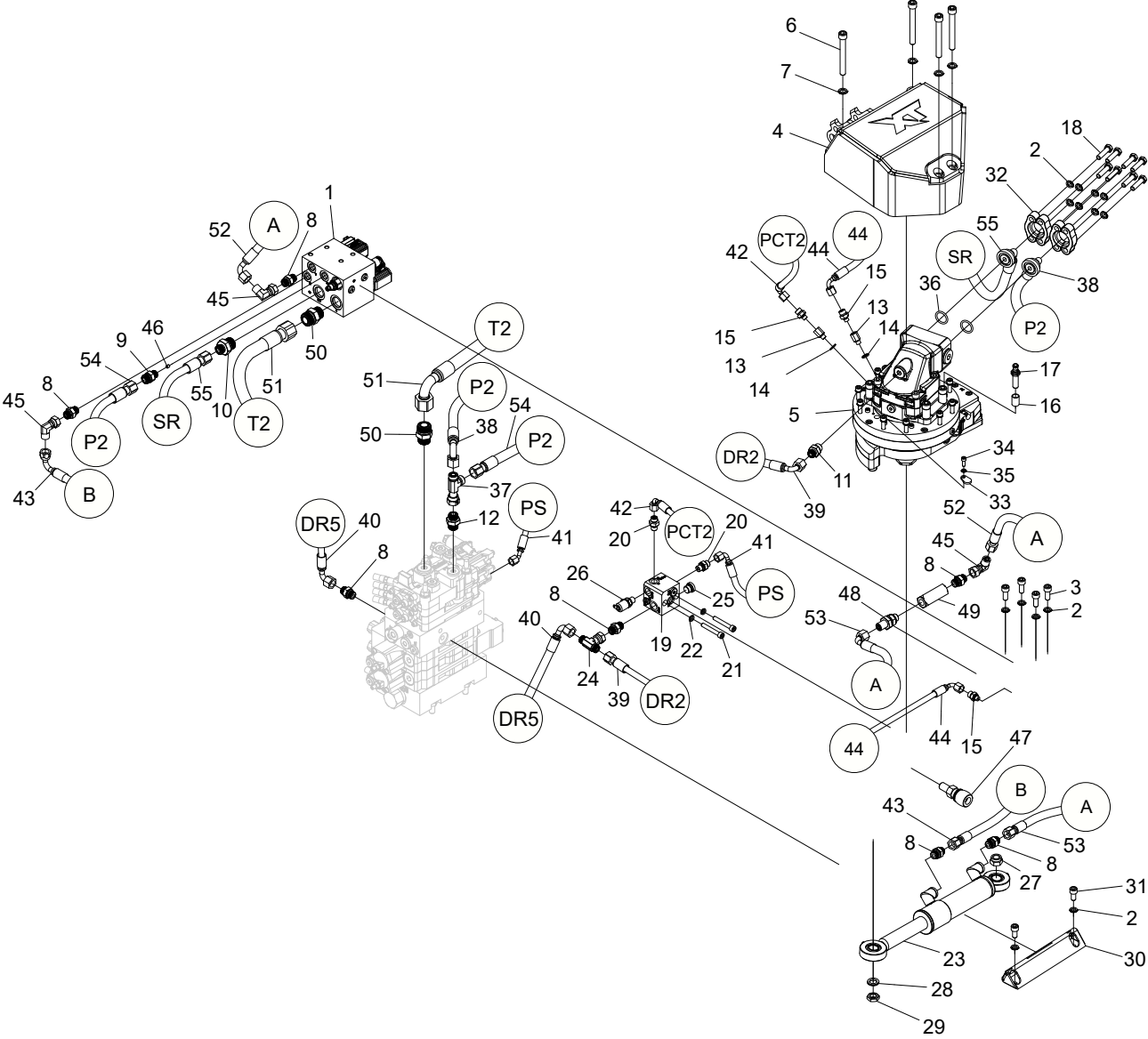
Cylinder bracket

Structure 018913				
Pos.	Part no.	Quantity	Description	Specification
1	018804	1	Bracket	
2	018805	1	Bracket	
3	503060	6	Washer	NL12
4	501114	12	Screw	M12x55 12.9
5	522104		Loctite	243

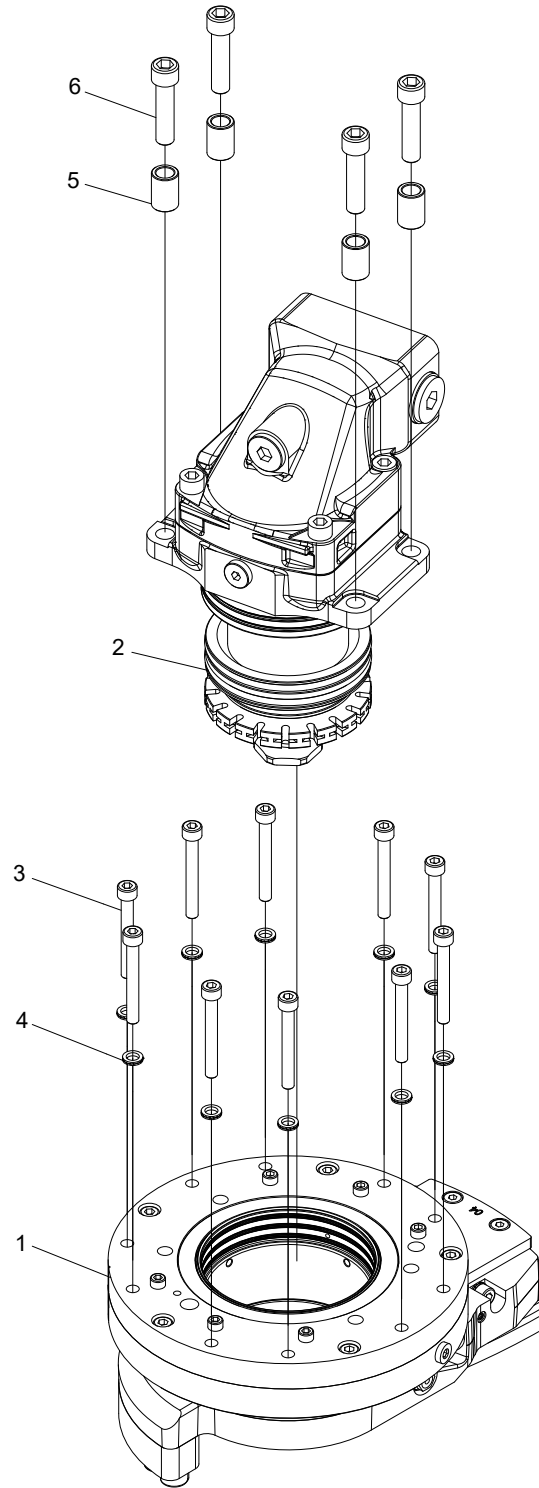


Top saw unit 318 F-12-30, assembly

Structure 047261				
Pos.	Part no.	Quantity	Description	Specification
1	017724	1	Manifold	
2	503057	14	Washer	NL10
3	501089	4	Screw	M10x25 12.9
4	018662	1	Cover	
5	10000840	1	Saw unit	
6	501119	4	Screw	M12x100 12.9
7	503060	4	Washer	NL12
8	601754	7	Adapter	BSP 3/8" - 11/16" ORFS
9	601766	1	Adapter	BSP -06 - ORFS -08
10	601769	1	Adapter	BSP -12/ ORFS -08
11	601748	1	Adapter	M18x1,5 - 11/16" ORFS
12	601758	1	Adapter	BSP 1/2" - 13/16" ORFS
13	602083	2	Adapter	1/8"
14	601100	2	Bonded seal	1/8"
15	601749	3	Adapter	BSP 1/8" - 9/16" ORFS
16	017906	1	Spacer	
17	401318	1	Sensor	
18	500071	8	Screw	M10x40 8.8 FZB
19	018537	1	Manifold	
20	601750	2	Adapter	BSP 1/4" - 9/16" ORFS
21	501076	2	Screw	M8x55 12.9
22	503055	2	Washer	NL8
23	017909	1	Hydraulic cylinder	
24	601744	1	Adapter	ORFS -06
25	601002	1	Hex plug	3/8"
26	601261	1	Test point	1/4"
27	502705	1	Nut	M16
28	503063	1	Washer	NL16
29	502706	1	Nut	M16 FZB
30	016296	1	Cover	
31	501087	2	Screw	M10x20 12.9
32	601270	4	Flange	3/4" SAE 6000
33	018917	1	Cover	

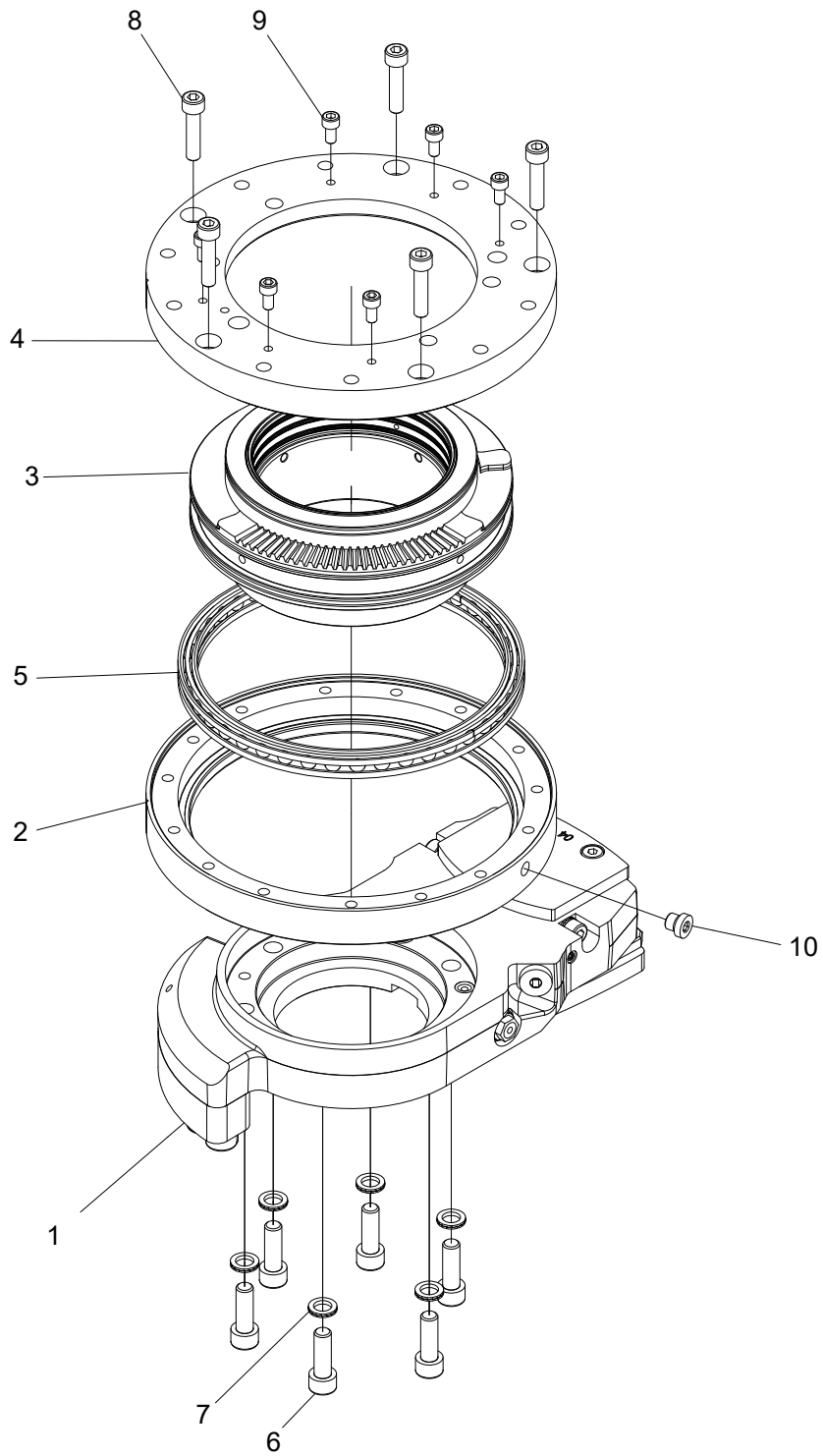


Structure				
Pos.	Part no.	Quantity	Description	Specification
34	501045	1	Screw	M6x16 12.9
35	503065	1	Washer	NL6
36	543170	2	O-ring	Ø24,99x3,53 Nitril 90 IRH
37	608058	1	Adapter	ORFS -08
38	648474	1	Hydraulic hose	
39	648478	1	Hydraulic hose	
40	648479	1	Hydraulic hose	
41	648480	1	Hydraulic hose	
42	648481	1	Hydraulic hose	
43	648483	1	Hydraulic hose	
44	648484	1	Grease hose	
45	601726	3	Adapter	90 11/16" - 11/16" -16 ORFS
46	613016	1	Orifice	M6x1,5
47	10000361	1	Stop screw	
48	10000805	1	Bulk head	ORFS -06
49	10000804	1	Check valve	
50	601762	2	Adapter	BSP 3/4" - 1.3/16" ORFS
51	648641	1	Hydraulic hose	
52	648642	1	Hydraulic hose	
53	648643	1	Hydraulic hose	
54	648644	1	Hydraulic hose	
55	648645	1	Hydraulic hose	



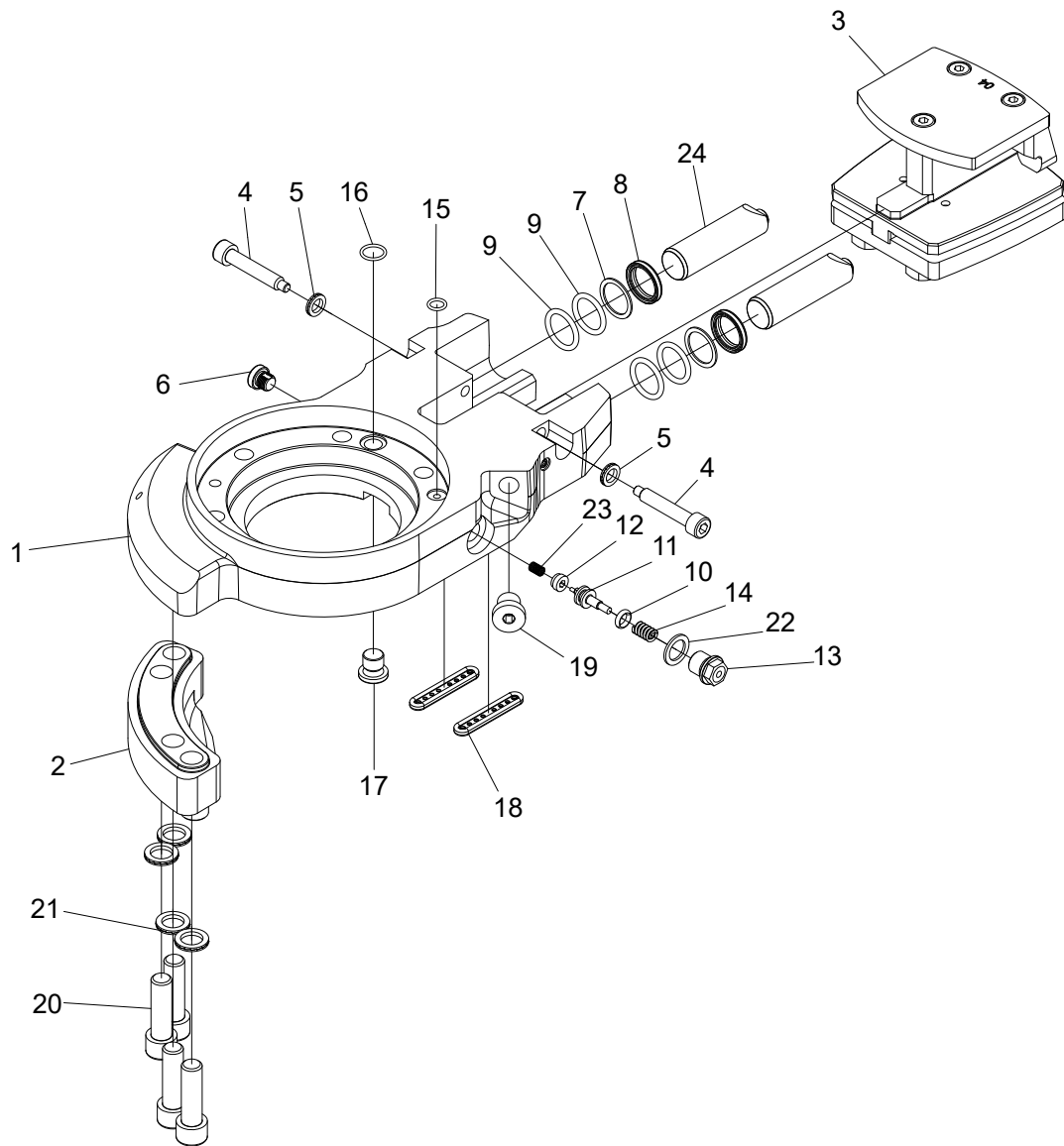
Saw unit 318 F12-30

Structure 10000840				
Pos.	Part no.	Quantity	Description	Specification
1	017969	1	Saw unit	
2	10000839	1	Hydraulic motor	
3	501078	10	Screw	M8x65 12.9
4	503055	10	Washer	NL8
5	018097	4	Sleeve	
6	501113	4	Screw	M12x50 12.9



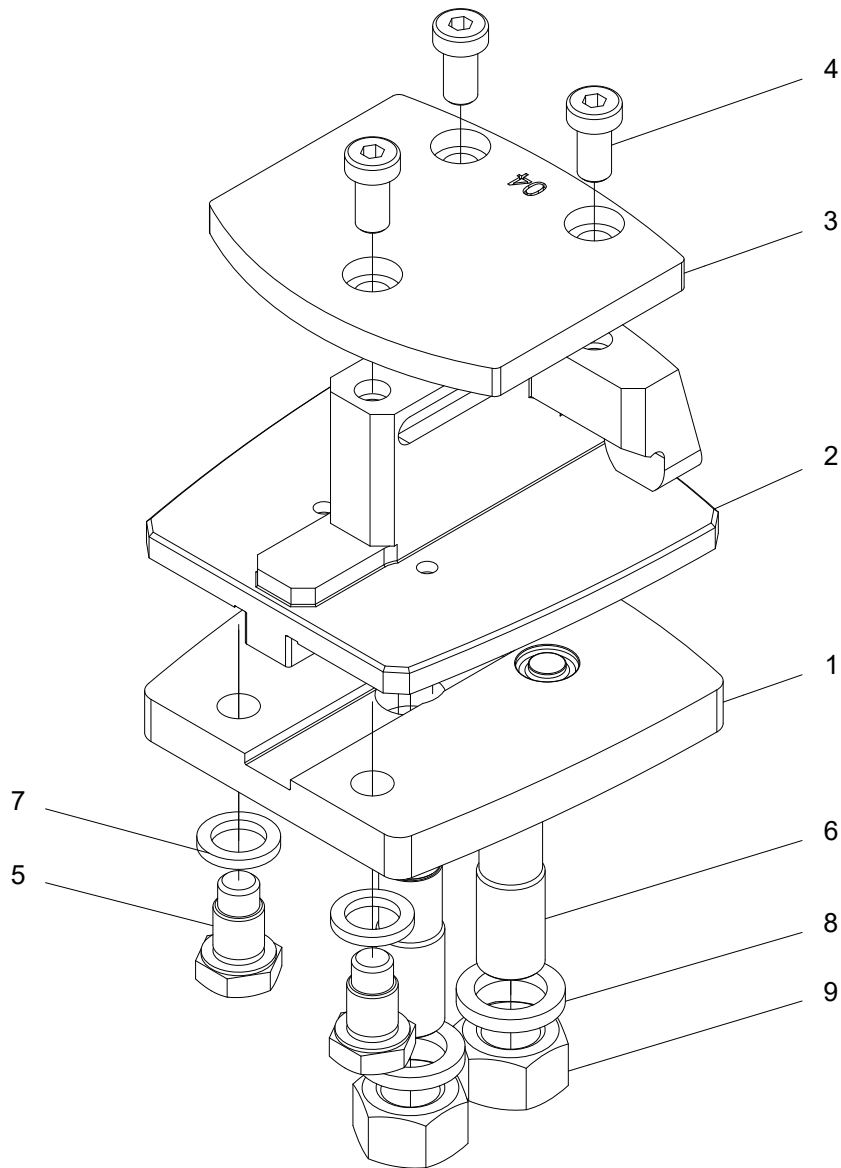
Saw unit 318

Structure 017969				
Pos.	Part no.	Quantity	Description	Specification
1	017966	1	Saw bar bracket	
2	017884	1	Cover	
3	017908	1	Bearing unit	
4	017883	1	Flange	
5	508100	1	Bearing	
6	501090	6	Screw	M10x30 12.9
7	503057	6	Washer	M10
8	501072	5	Screw	M8x35 12.9
9	501043	6	Screw	M6x12 12.9
10	601000	1	Hex plug	1/8"



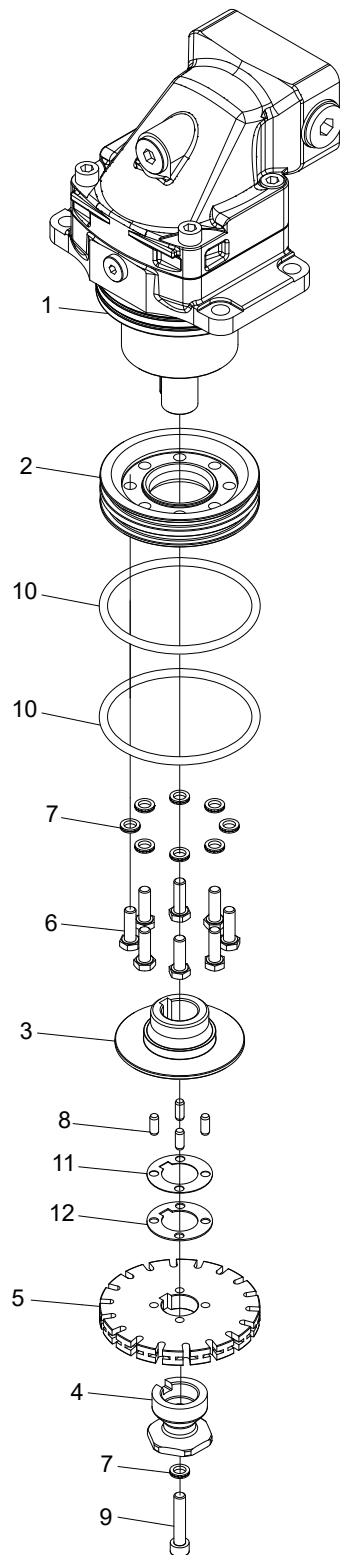
Saw bar bracket -04

Structure 017966				
Pos.	Part no.	Quantity	Description	Specification
1	017729	1	Saw bar bracket	
2	017895	1	Cylinder bracket	
3	017965	1	Saw bar holder	
4	017903	2	Stop screw	M8
5	503055	2	Washer	NL8
6	018221	1	Bleeder plug	1/8"
7	554194	2	Support ring	25,2x20,1
8	554195	2	Scraper	
9	543089	4	O-ring	20,2x3
10	543087	1	O-ring	6,02x2,62
11	554248	1	Piston	
12	617047	1	Check valve	
13	554249	1	Plug	
14	526033	1	Spring	
15	543084	1	O-ring	8,1x1,6
16	540009	1	O-ring	12,1x1,6
17	602122	1	Plug	M12x1,5
18	635223	2	Seal	
19	601001	1	Hex plug	1/4"
20	501111	4	Screw	M12x40 12.9
21	503060	4	Washer	NL12
22	601200	1	Copper seal	13x19x1,5
23	526037	1	Spring	
24	018849	2	Piston	



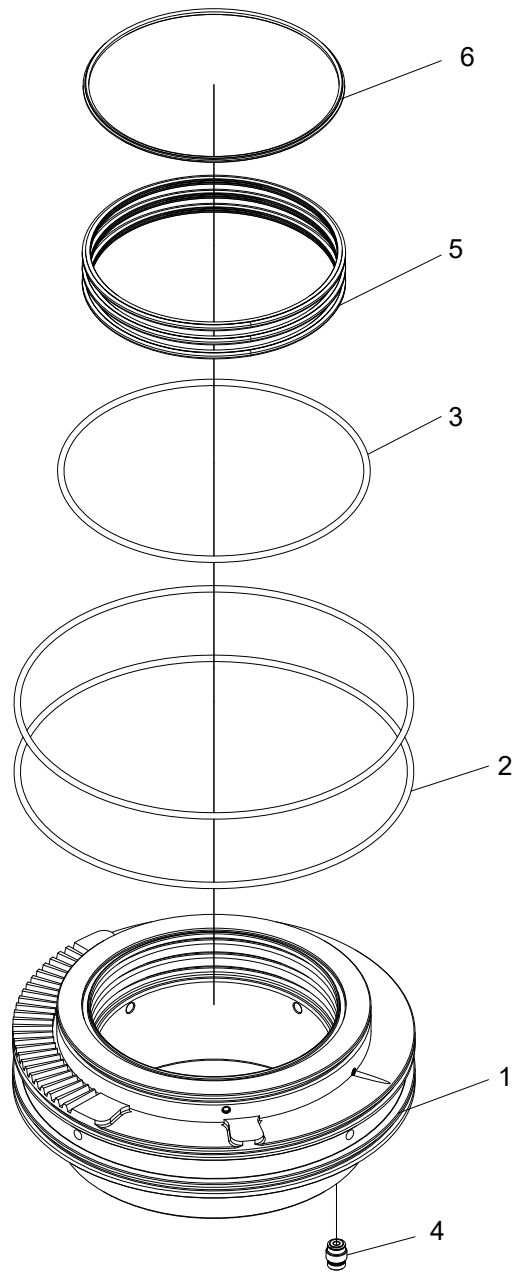
Saw bar holder -04

Structure 017965				
Pos.	Part no.	Quantity	Description	Specification
1	018295	1	Lower plate	
2	017964	1	Middle section	
3	017983	1	Upper section	
4	505079	3	Screw	M8x16 10.9
5	554251	2	Screw	M12
6	017980	2	Pin screw	M14/M16
7	503060	2	Washer	M12
8	503063	2	Washer	M16
9	502009	2	Nut	M16 FZB



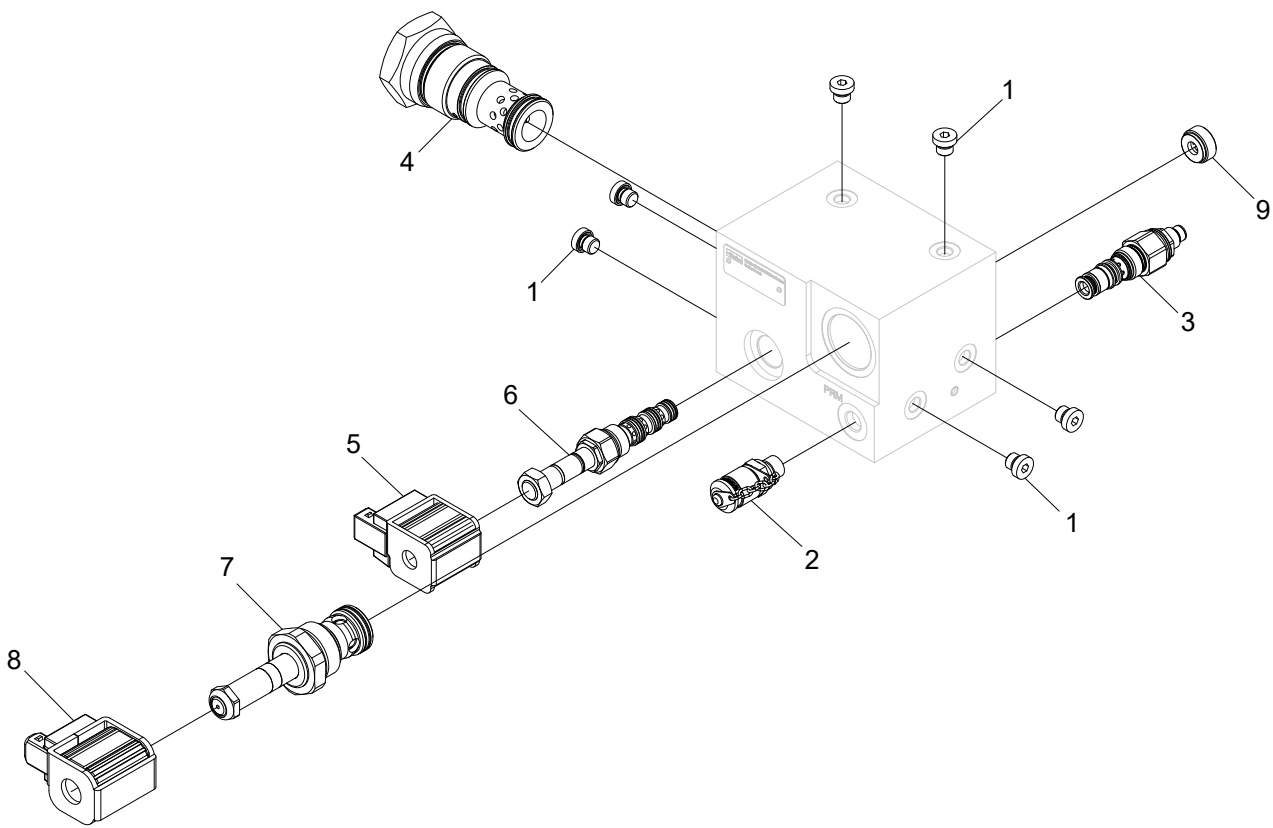
Saw motor F12-30

Structure 10000839				
Pos.	Part no.	Quantity	Description	Specification
1	10000711	1	Saw motor	
2	017904	1	Seal retainer	
3	017896	1	Carrier	
4	017897	1	Chain catcher	
5	549123	1	Sprocket	
6	500045	8	Screw	M8x25 8.8 FZB
7	503055	9	Washer	M8
8	515032	4	Cylindrical pin	
9	501073	1	Screw	M8x40 12.9
10	543062	2	O-ring	99,1x5,7
11	549210	1	Shim	0,5 mm
12	549211	1	Shim	1 mm



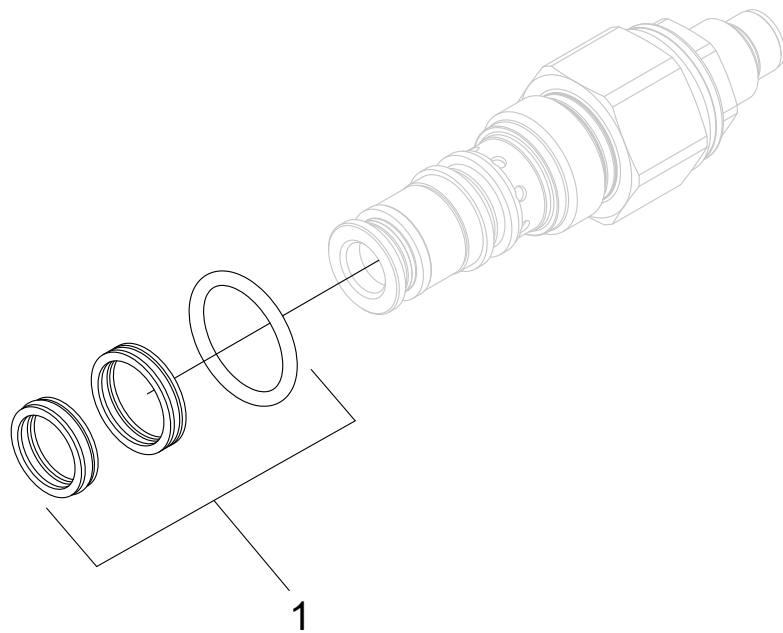
Bearing unit

Structure				
Pos.	Part no.	Quantity	Description	Specification
1	017726	1	Bearing unit	
2	543038	2	O-ring	180x3
3	543061	1	O-ring	139,5x3
4	617046	1	Check valve	
5	10001436	3	Seal ring	
6	635221	1	V-ring	



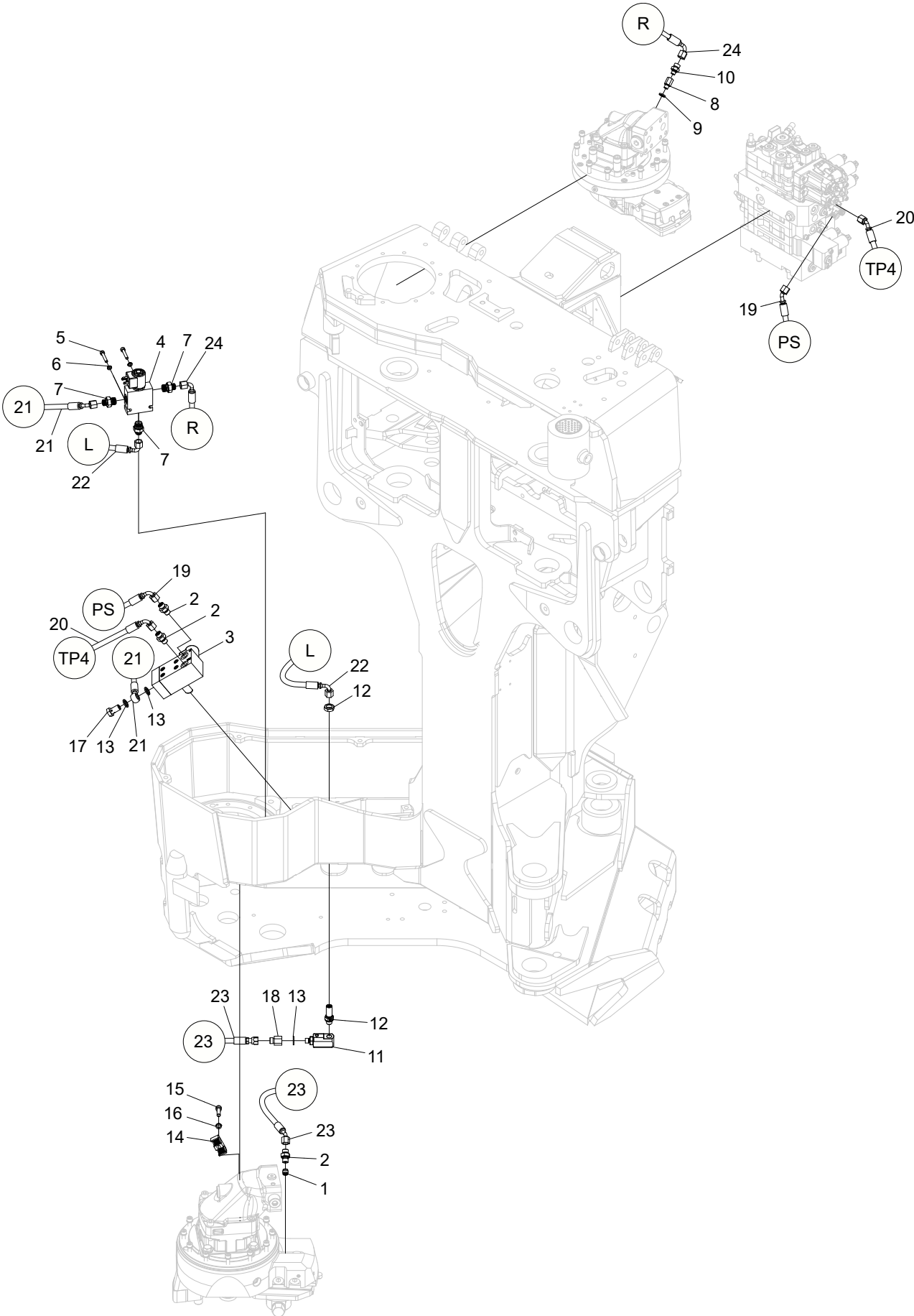
Manifold

Structure 017724				
Pos.	Part no.	Quantity	Description	Specification
1	601000	6	Hex plug	
2	601261	1	Test point	1/4"
3	611206	1	Relief valve	
4	612131	1	Logic element	20 bar
5	612133	1	Solenoid	1/2"
6	612134	1	Directional valve	
7	612135	1	Directional valve	
8	612136	1	Solenoid	5/8"
9	613112	1	Orifice	1/2"



Relief valve

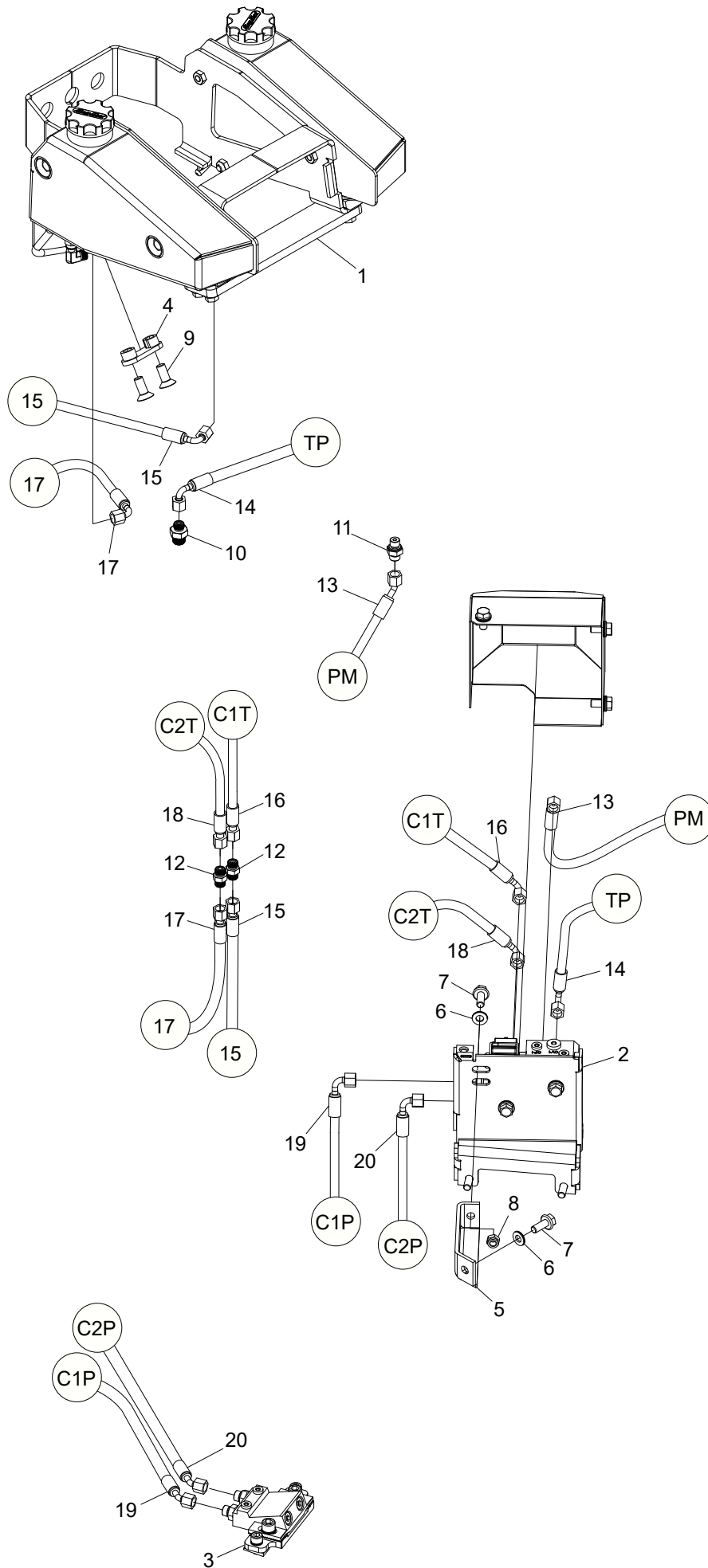
Structure 611206				
Pos.	Part no.	Quantity	Description	Specification
1	554093	1	Seal kit	



Saw chain lubrication, Super Greasy

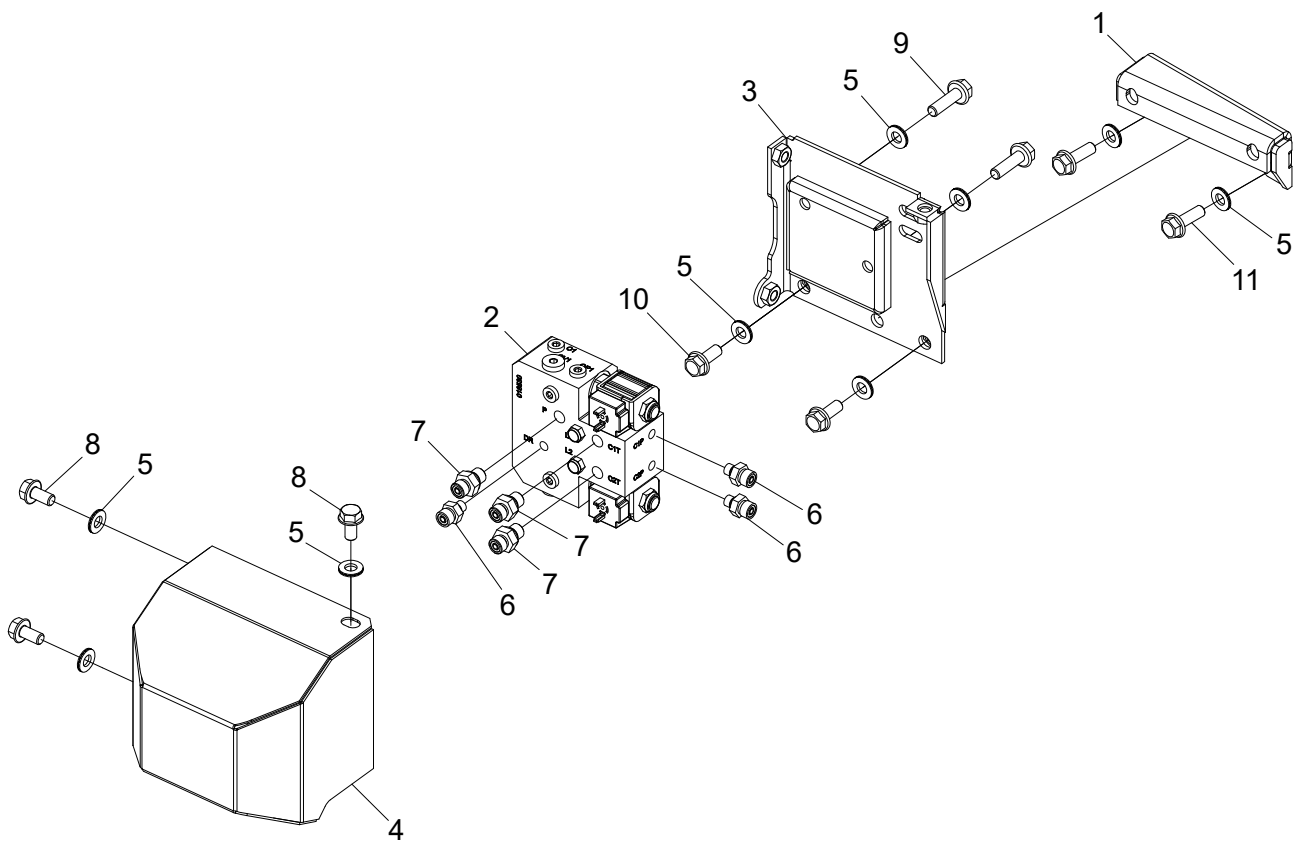
Structure 047262				
Pos.	Part no.	Quantity	Description	Specification
1	617048	1	Check valve	1/4"
2	601750	4	Adapter	BSP 1/4" - 9/16" ORFS
3	047027	1	Chain lubrication	
4	612200	1	Directional valve	
5	501050	2	Screw	M6x35 12.9
6	503065	2	Washer	NL6
7	601753	3	Adapter	BSP 3/8" - 9/16" ORFS
8	602083	1	Adapter	1/8"
9	601100	1	Bonded seal	1/8"
10	601749	1	Adapter	BSP 1/8" - 9/16" ORFS
11	016727	1	Swivel	1/4"
12	601785	1	Bulkhead	
13	601101	3	Bonded seal	1/4"
14	022972	1	Clamp	1/4"
15	501072	1	Screw	M8x35 12.9
16	503055	1	Washer	NL8
17	601060	1	Banjo screw	1/4"
18	601775	1	Adapter	BSP 1/4" - 9/16" ORFS
19	648499	1	Hydraulic hose	
20	648500	1	Hydraulic hose	
21	648600	1	Hydraulic hose	
22	648601	1	Hydraulic hose	
23	648602	1	Hydraulic hose	
24	648603	1	Hydraulic hose	

Accessories



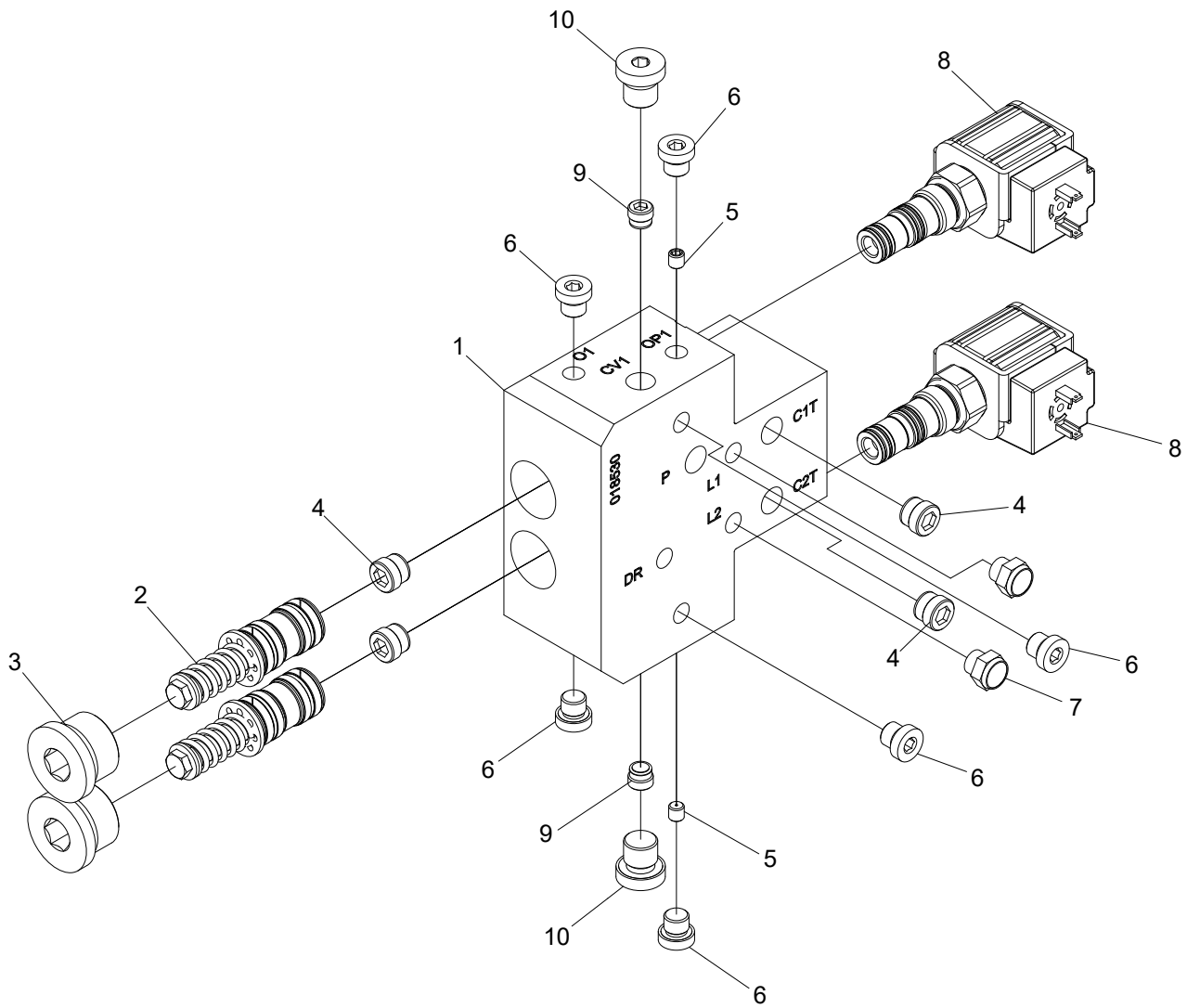
Color marking, assembly

Structure 047239				
Pos.	Part no.	Quantity	Description	Specification
1	018966	1	Color tank	
2	018967	1	Color pump	
3	018628	1	Manifold	
4	014482	1	Clamp	
5	016723	1	Bracket	
6	503075	2	Washer	NL10 sp
7	505084	2	Screw	M10x25 10.9
8	502055	1	Nut	M10
9	504066	2	Screw	M12x30 10.9
10	601753	1	Adapter	BSP 3/8" - 9/16" ORFS
11	601750	1	Adapter	BSP 1/4" - 9/16" ORFS
12	601776	2	Adapter	ORFS -04
13	648613	1	Hydraulic hose	
14	648614	1	Hydraulic hose	
15	648615	1	Hydraulic hose	
16	648616	1	Hydraulic hose	
17	648617	1	Hydraulic hose	
18	648618	1	Hydraulic hose	
19	648619	1	Hydraulic hose	
20	648620	1	Hydraulic hose	



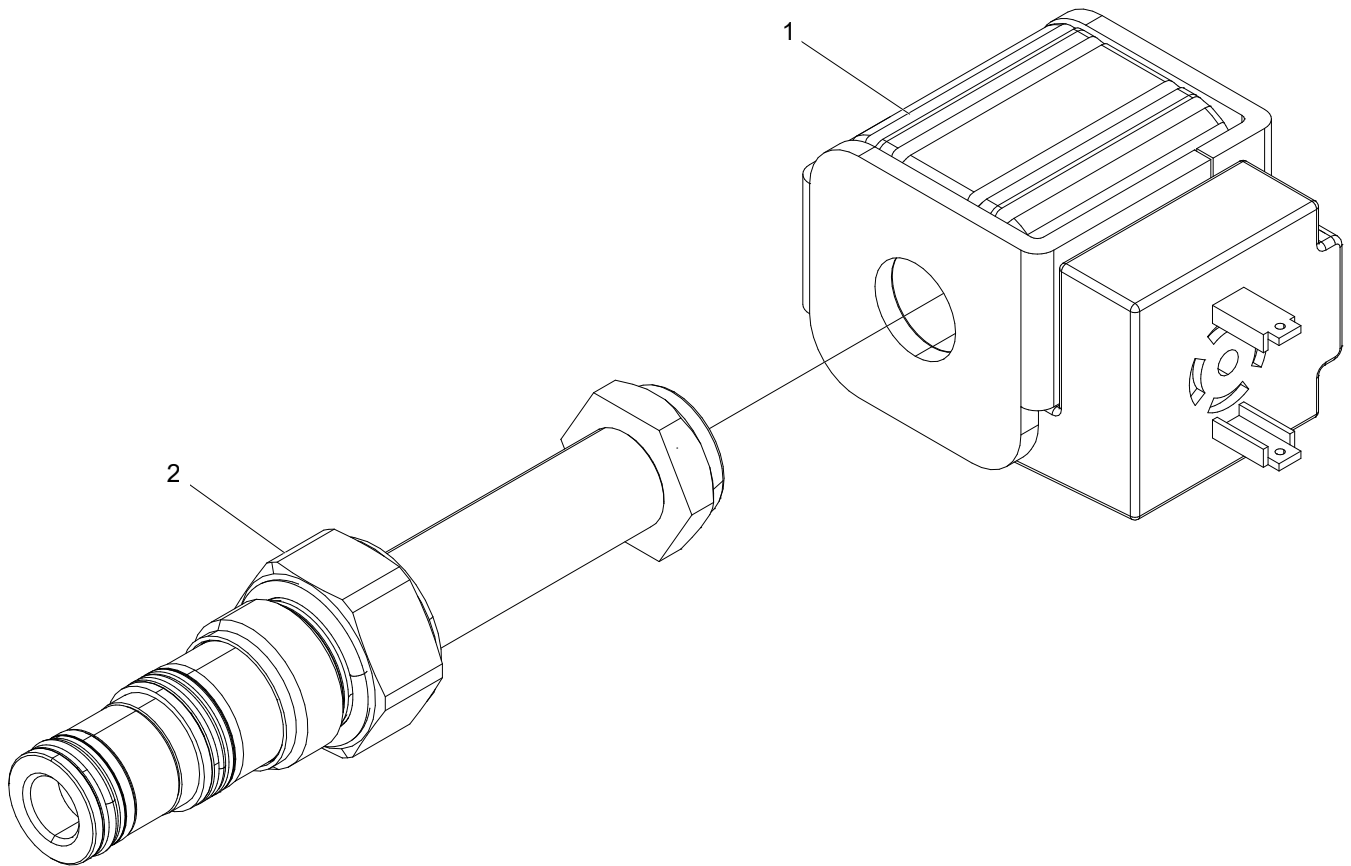
Color pump, assembly

Structure 018967				
Pos.	Part no.	Quantity	Description	Specification
1	016722	1	Bracket	
2	018531	1	Color pump	
3	018335	1	Chassi	
4	017734	1	Cap	
5	503075	9	Washer	NL10 sp
6	601749	3	Adapter	BSP 1/8" - 9/16" ORFS
7	601750	3	Adapter	BSP 1/4" - 9/16" ORFS
8	505083	3	Screw	M10x20 10.9
9	505096	2	Screw	M10x35 10.9
10	505084	2	Screw	M10x25 10.9
11	505097	2	Screw	M10x30 10.9



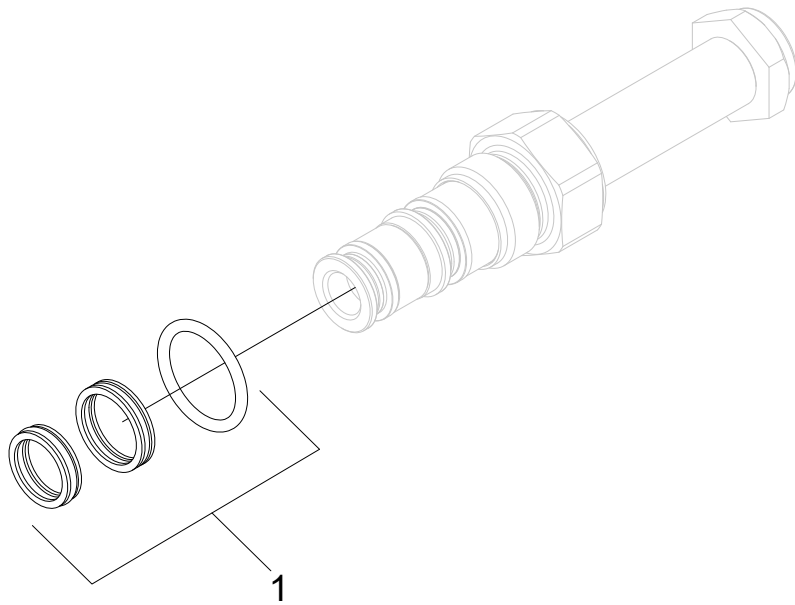
Color pump

Structure 018531				
Pos.	Part no.	Quantity	Description	Specification
1	018530	1	Pump housing	
2	018331	2	Piston	
3	601004	2	Hex plug	3/4"
4	617024	4	Check valve	
5	613014	2	Orifice	M6
6	601000	6	Hex plug	1/8"
7	602317	2	Filter plug	1/8"
8	612097	2	Directional valve	
9	617049	2	Check valve	
10	601001	2	Hex plug	1/4"



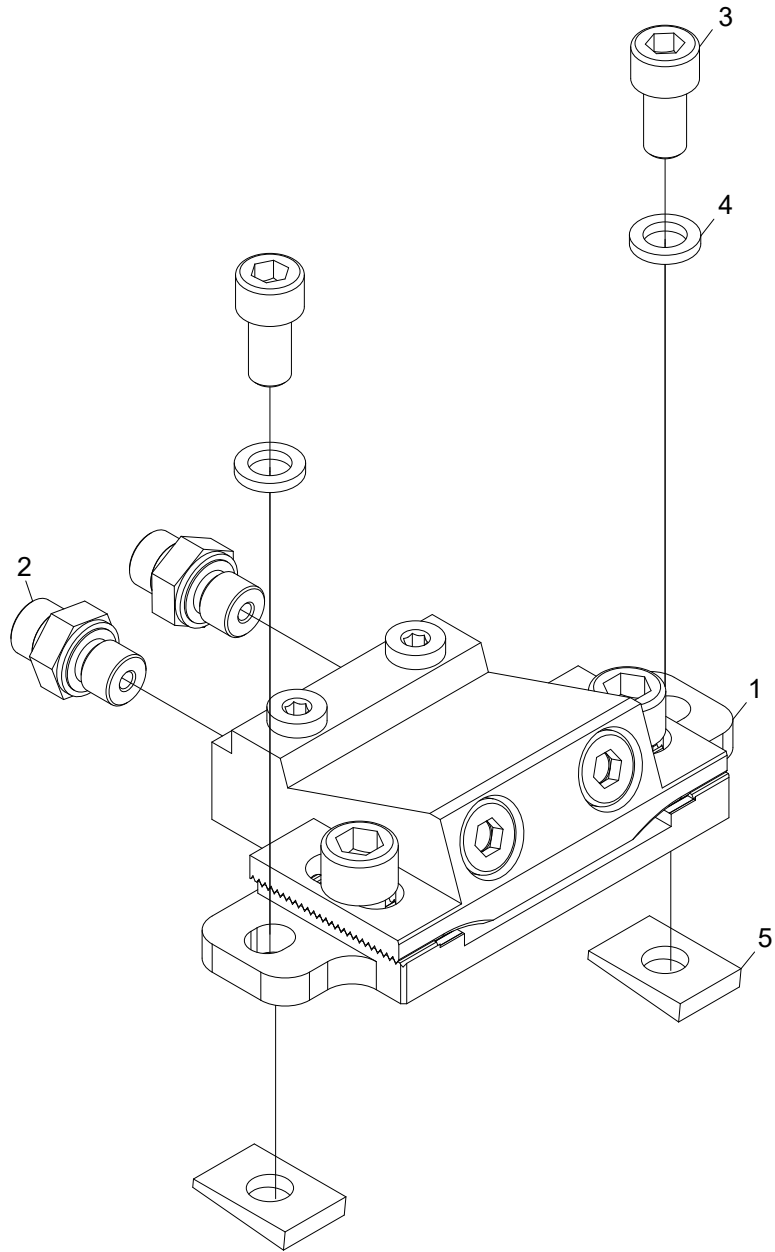
Directional valve

Structure 612097				
Pos.	Part no.	Quantity	Description	Specification
1	612094	1	Solenoid	
2	612106	1	Directional valve	



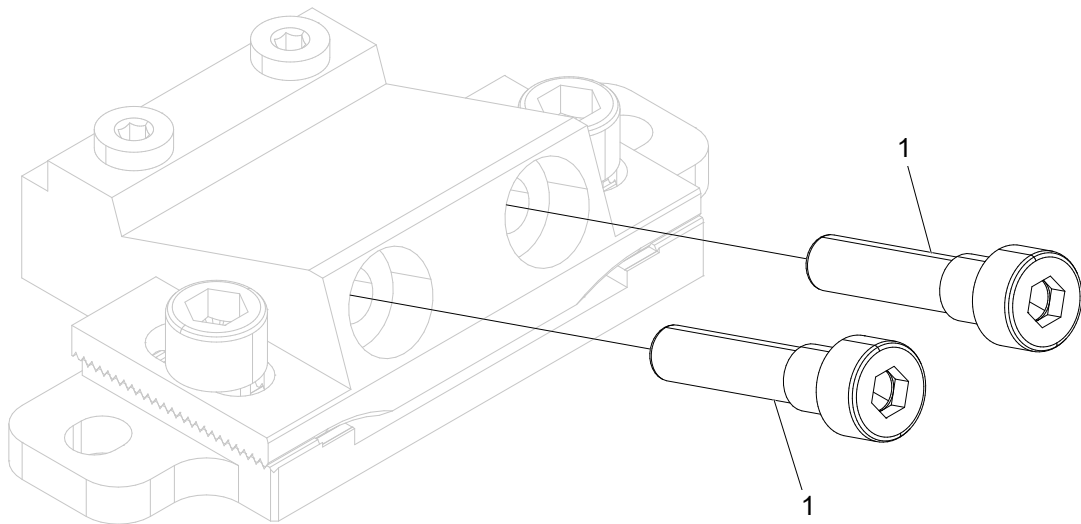
Directional valve

Structure 612093				
Pos.	Part no.	Quantity	Description	Specification
1	554093	1	Seal kit	



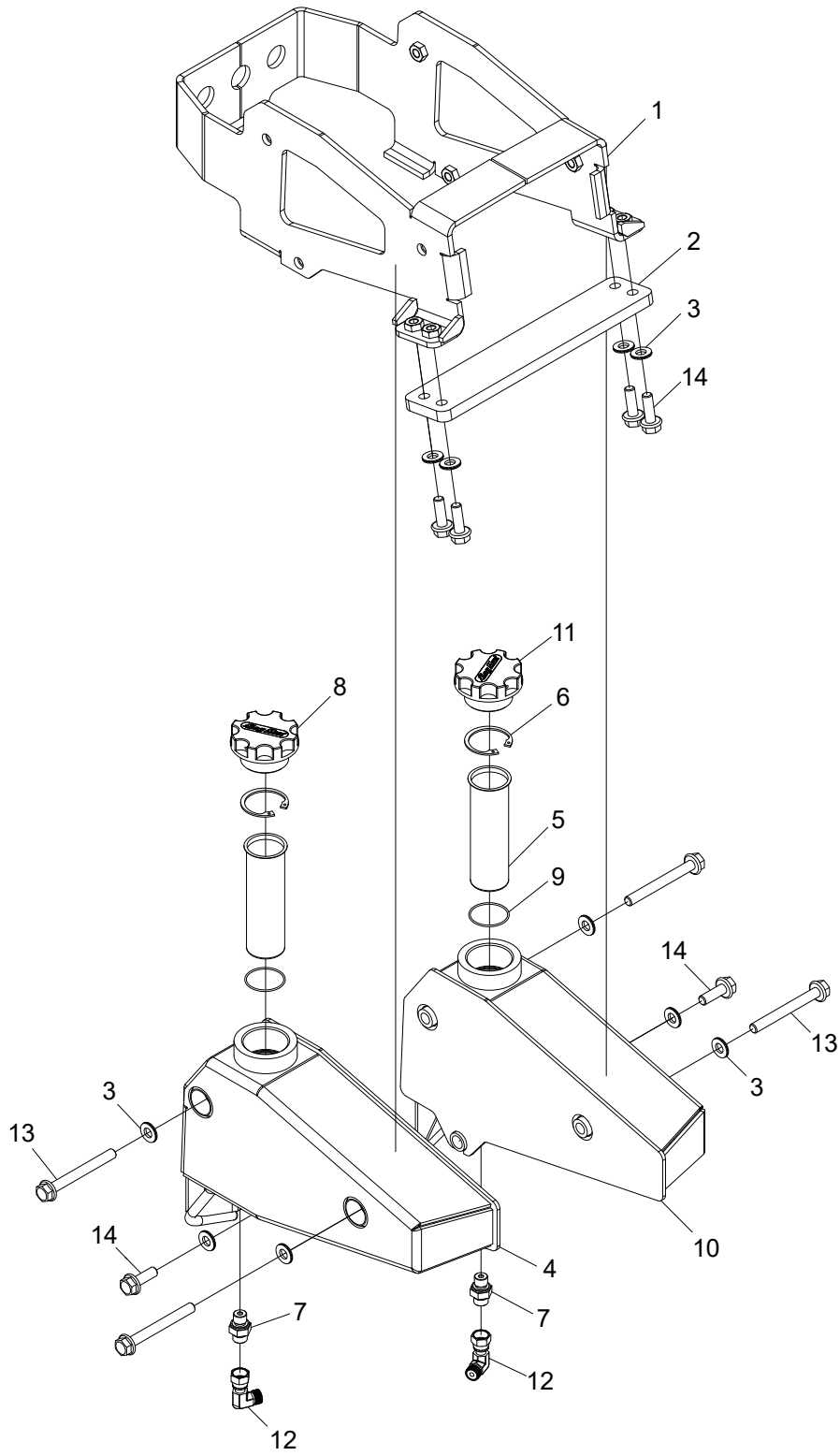
Color marking manifold, assembly

Structure 018628				
Pos.	Part no.	Quantity	Description	Specification
1	609074	1	Color marking manifold	
2	601750	2	Adapter	BSP 1/4" - 9/16" ORFS
3	501087	2	Screw	M10x20 12.9
4	503057	2	Nut	M10
5	16295	2	Wedge	



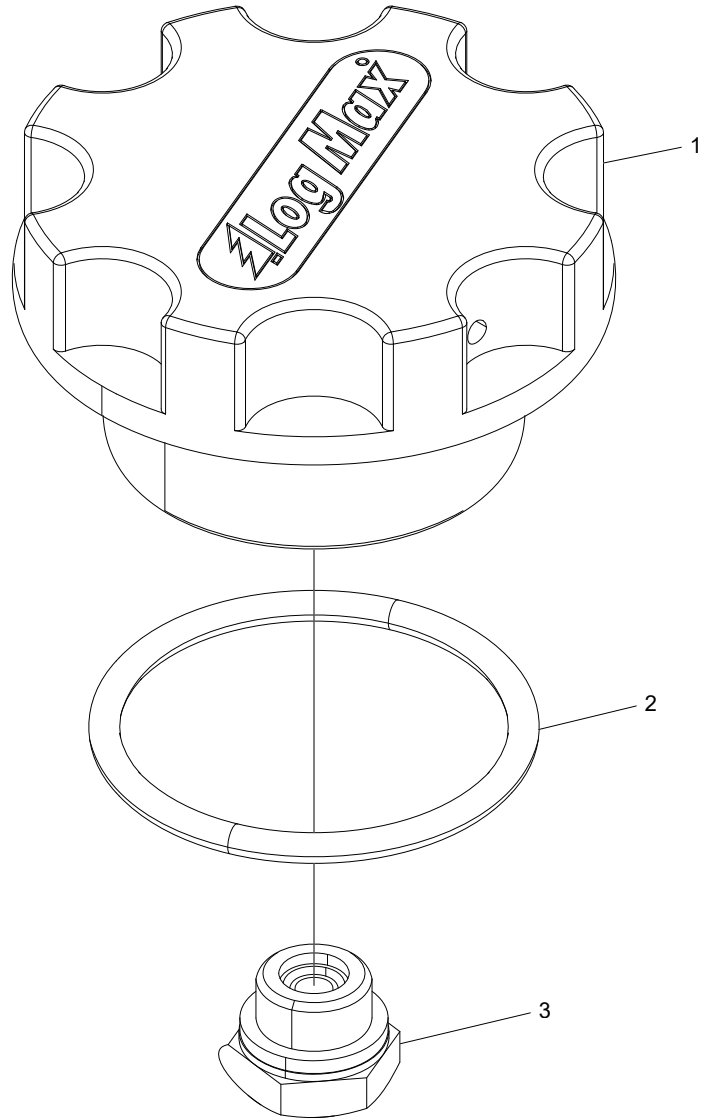
Color marking manifold

Structure 609074				
Pos.	Part no.	Quantity	Description	Specification
1	609076	2	Nozzle	



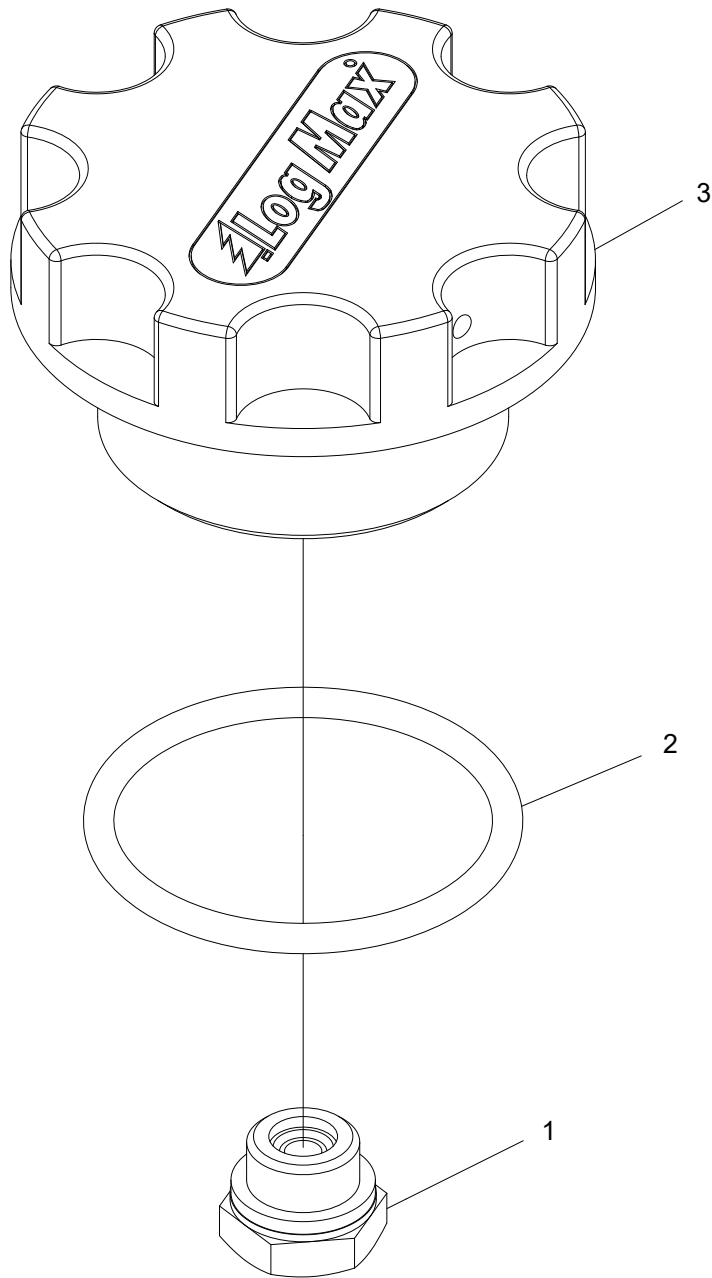
Color tank, assembly

Structure 018966				
Pos.	Part no.	Quantity	Description	Specification
1	018428	1	Bracket	
2	018429	1	Bracket	
3	503075	10	Washer	NL10
4	018592	1	Color tank	
5	018591	2	Filter	
6	517238	2	Circlip	SGH 45
7	601750	2	Adapter	BSP 1/4" - 9/16" ORFS
8	017327	1	Filling cap, blue	
9	540023	2	O-ring	37,1x1,6
10	018598	1	Color tank	
11	017326	1	Filling cap, red	
12	601727	2	Adapter	90 9/16" - 9/16" - 18 ORFS
13	505098	4	Screw	M10x90 10.9
14	505097	6	Screw	M10x30 10.9



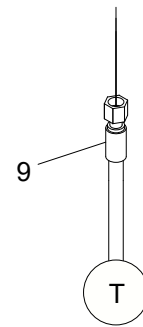
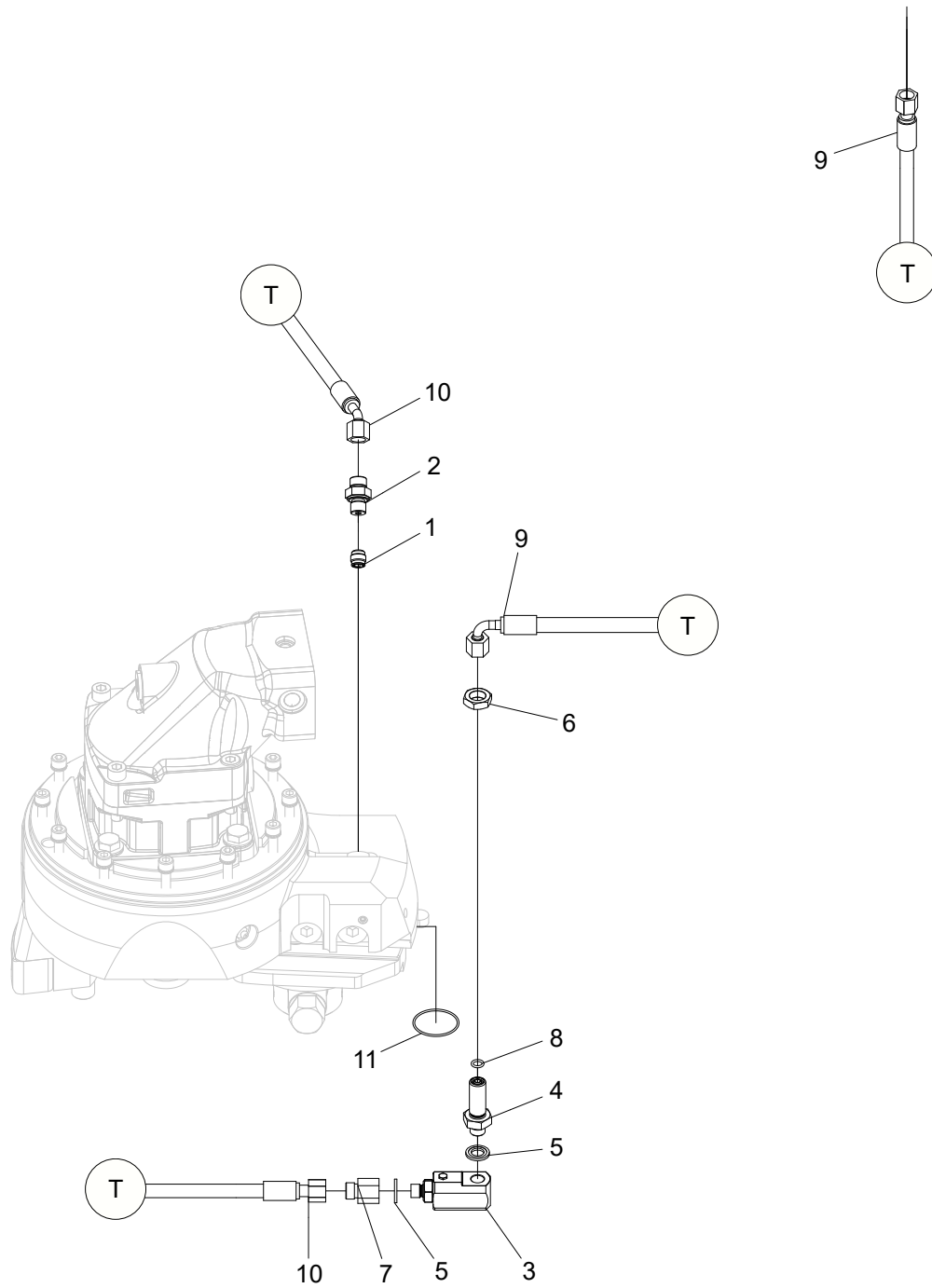
Filling cap, red

Structure 017326				
Pos.	Part no.	Quantity	Description	Specification
1	013786	1	Filling cap	
2	543028	1	O-ring	44,04x3,53
3	624018	1	Breather plug	1/4"



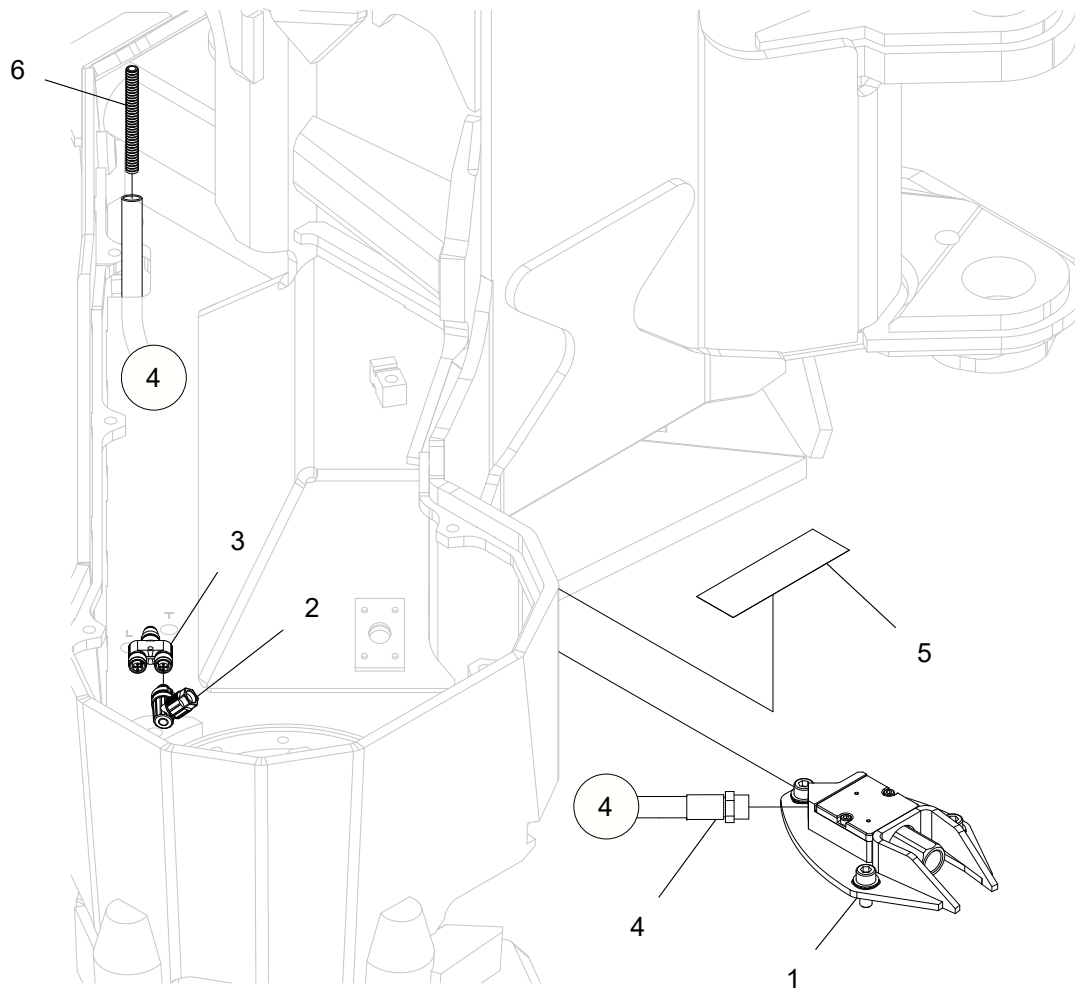
Filling cap, blue

Structure 017327				
Pos.	Part no.	Quantity	Description	Specification
1	013787	1	Filling cap	
2	543028	1	O-ring	44,04x3,53
3	624018	1	Breather plug	1/4"



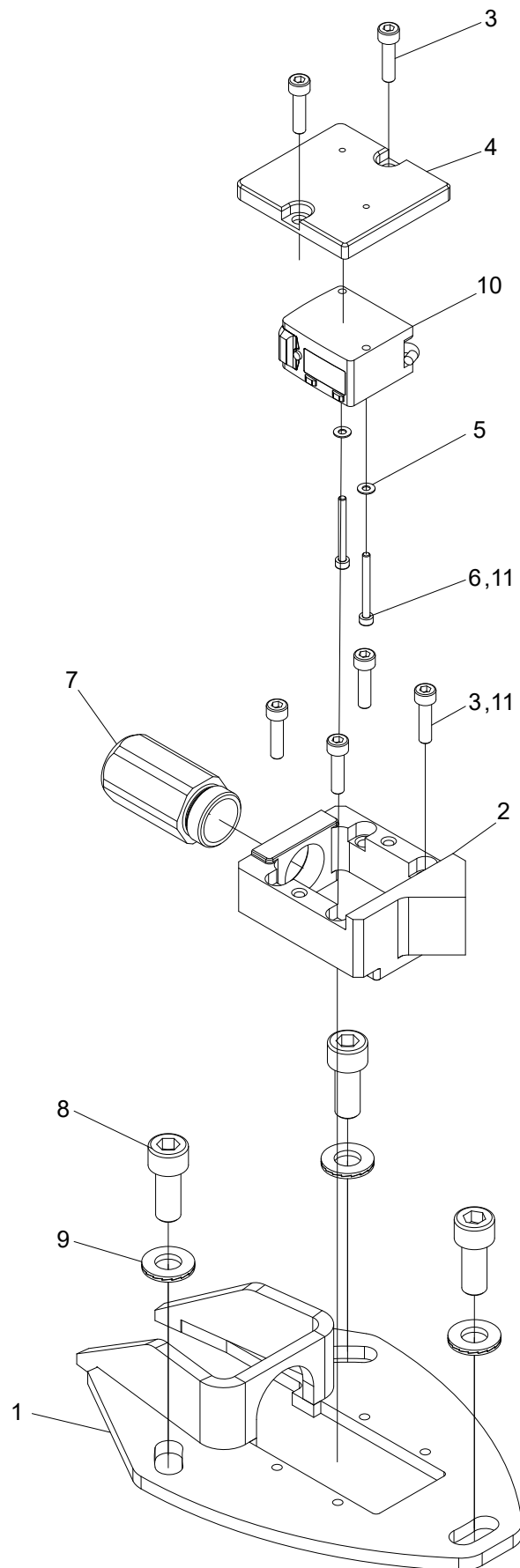
Stump treatment saw 611

Structure 047249				
Pos.	Part no.	Quantity	Description	Specification
1	617048	1	Check valve	1/4"
2	601750	1	Adapter	BSP 1/4" - 9/16" ORFS
3	016727	1	Swivel	1/4"
4	017412	1	Bulkhead	ORFS -04
5	601101	2	Bonded seal	1/4"
6	608056	1	Nut	ORFS 9/16"
7	601775	1	Adapter	BSP -04, ORFS -04
8	540036	1	O-ring	7,66x1,78
9	648621	1	Hydraulic hose	
10	648622	1	Hydraulic hose	
11	540023	1	O-ring	37,1x1,6



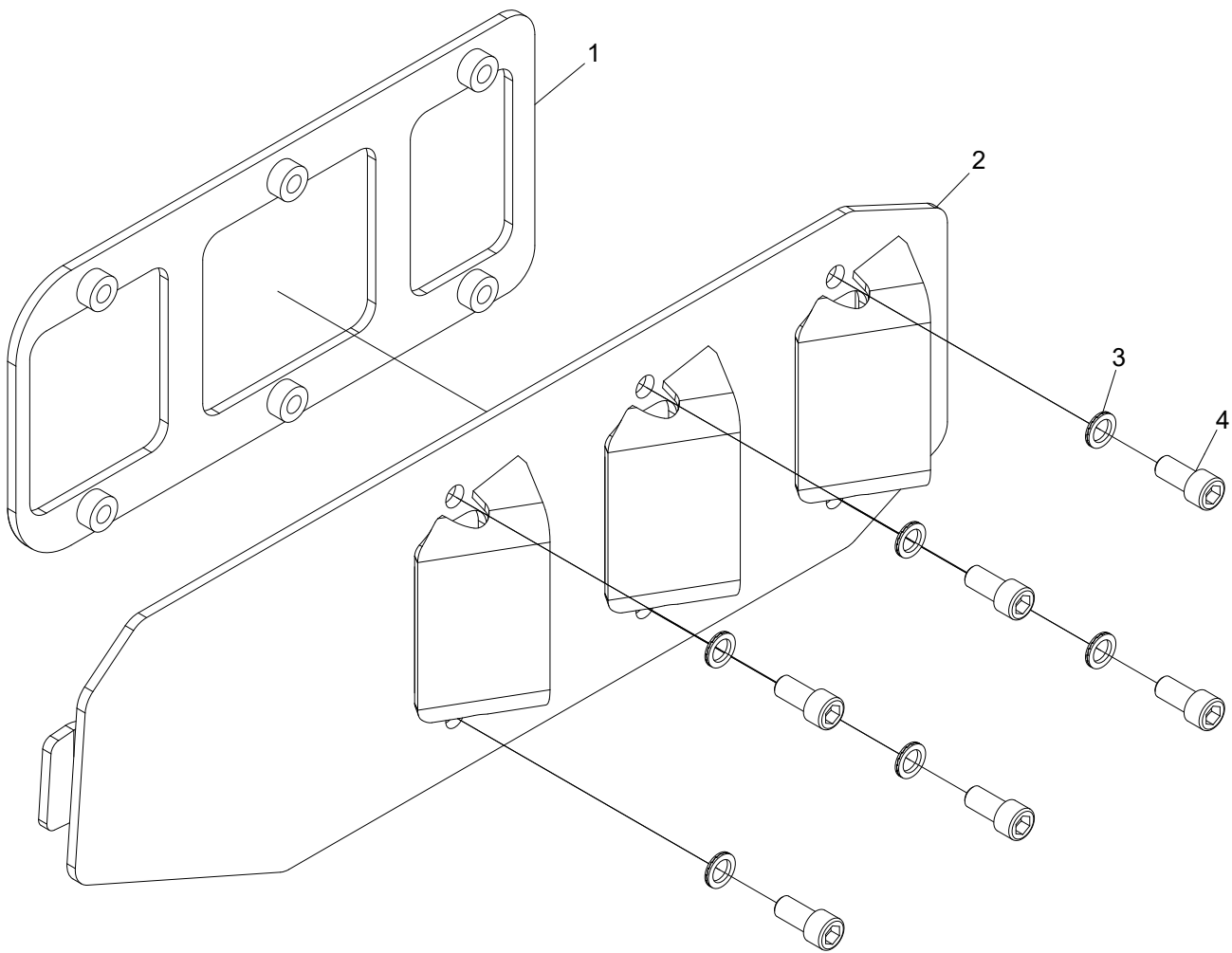
Find End kit

Structure 047263				
Pos.	Part no.	Quantity	Description	Specification
1	10000236	1	Find End	
2	402315	1	Cable housing	
3	402314	1	Y-connector	
4	648604	1	Protective hose	
5	519192	1	Decal	
6	615026	1	Protective hose	



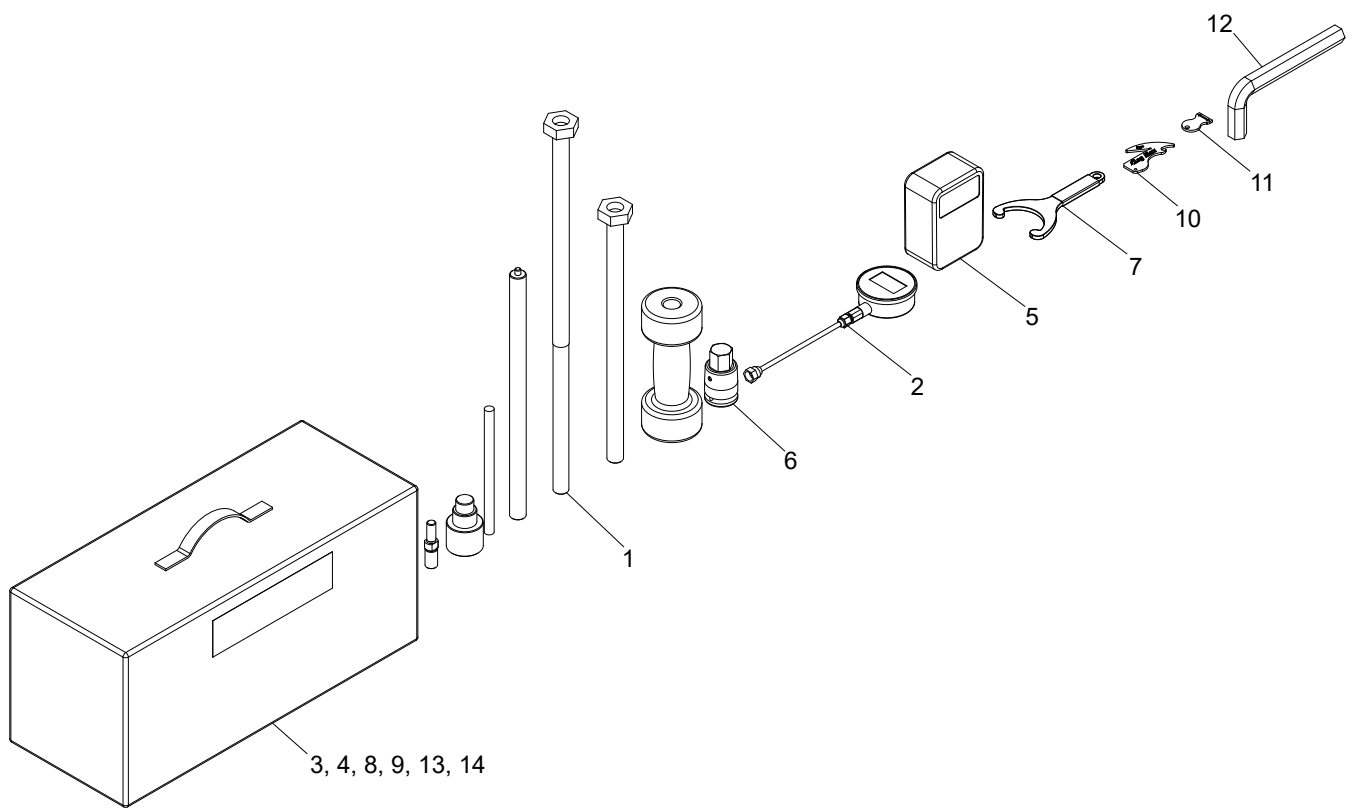
Find End

Structure 022939				
Pos.	Part no.	Quantity	Description	Specification
1	10000235	1	Bracket	
2	018670	1	Sensor housing	
3	501029	6	Screw	M5x20 12.9
4	018671	1	Cover	
5	503001	2	Washer	3,2x7x0,5 FZB
6	501004	2	Screw	M3x30 12.9
7	018679	1	Cover	
8	501089	3	Screw	M10x25 12.9
9	503075	3	Washer	NL10 sp
10	401320	1	Sensor	
11	522104		Loctite	243



Chain shot guard

Structure 018983				
Pos.	Part no.	Quantity	Description	Specification
1	018977	1	Bracket	
2	018982	1	Chain shot guard	
3	503060	6	Washer	NL12
4	501108	6	Screw	M12x25 12.9



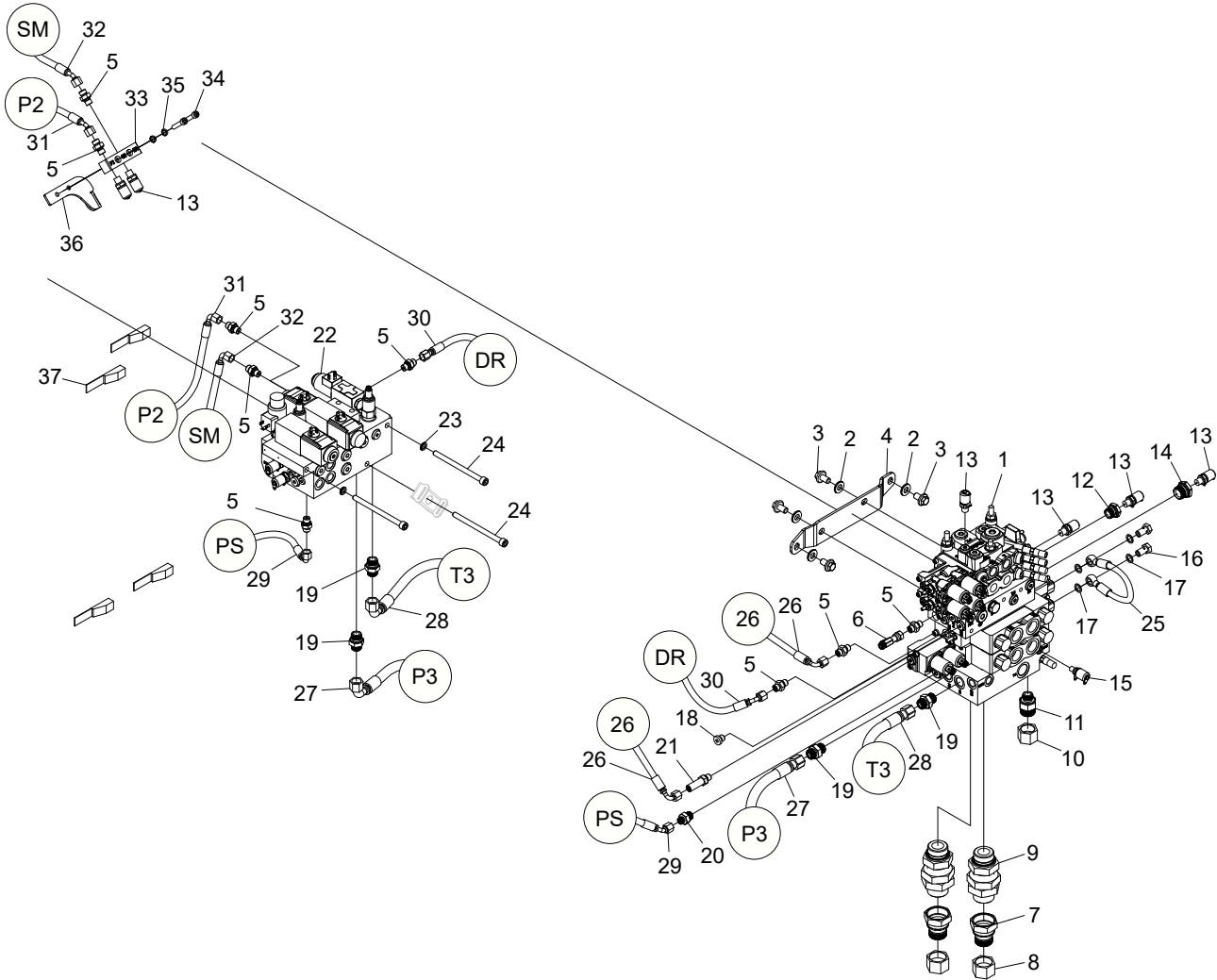
Tool kit

Structure 032304				
Pos.	Part no.	Quantity	Description	Specification
1	039098	1	Tool	
2	623053	1	Manometer	
3	522718	1	Tool	
4	519190	2	Decal	
5	402804	1	Multimeter	
6	011513	1	Tool	
7	016537	1	Tool	
8	522227	1	Allen key	
9	522505	1	First aid kit	
10	015662	1	Edge template	
11	10000394	1	Tool	
12	538002	1	Allen key	
13	033801	1	User manual	
14	522506-LXL	1	Safety vest	

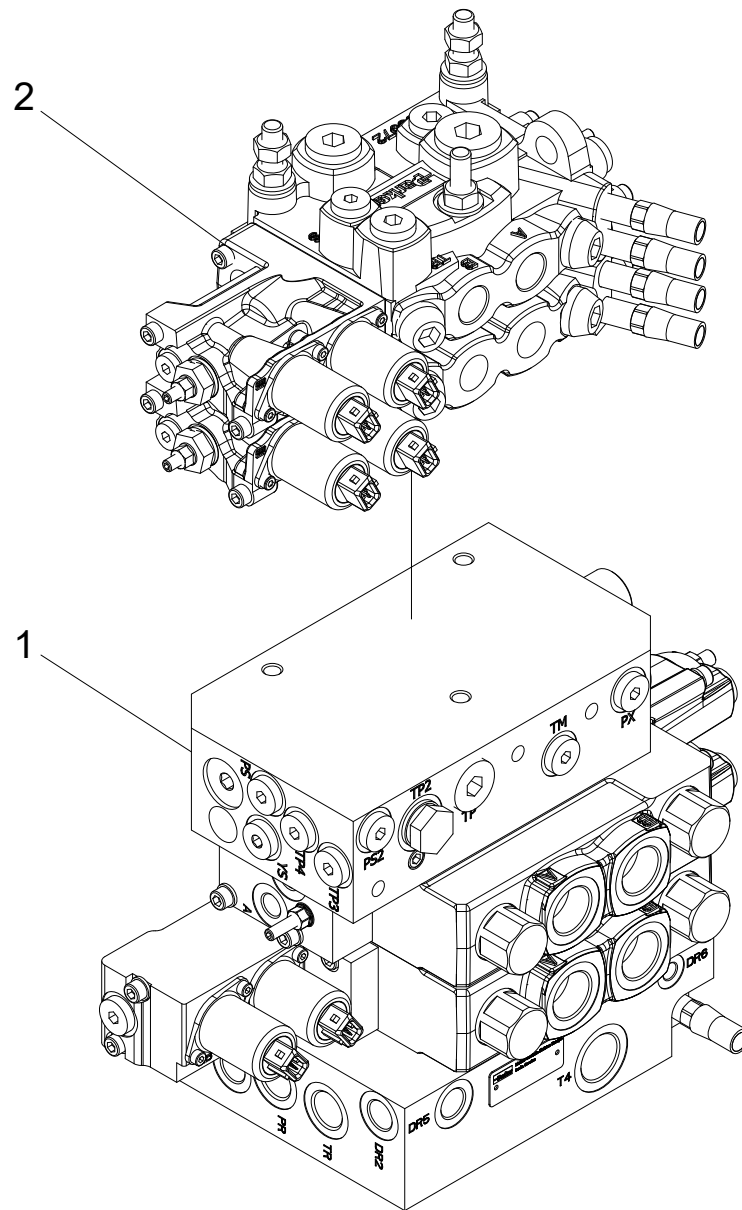
Hydraulic system

Hydraulics, assembly

Structure 047207				
Pos.	Part no.	Quantity	Description	Specification
1	614040-02	1	Manifold	
2	503076	4	Washer	NL12 sp
3	505088	4	Screw	M12x20 A 10.9
4	018864	1	Bracket	
5	601750	9	Adapter	BSP 1/4" - 9/16" ORFS
6	601742	1	Adapter	ORFS -04
7	601051	2	Adapter	ORFS -16/-20
8	601792	2	Plug	7/16" ORFS
9	018893-2	2	Bulkhead	ORFS -20
10	601791	1	Plug	1 3/16" ORFS
11	601760	1	Adapter	BSP 1/2" - 1.3/16" ORFS
12	602059	1	Adapter	1/2" - 1/4"
13	601261	6	Manometer	1/4"
14	601050	1	Adapter	BSP -12/-04
15	601260	1	Manometer	1/8"
16	601060	2	Banjo screw	1/4"
17	601200	4	Copper seal	13x19x1,5
18	601001	2	Hex plug	1/4"
19	601758	4	Adapter	BSP 1/2" - 13/16" ORFS
20	601753	1	Adapter	BSP 3/8" - 9/16" ORFS
21	601751	1	Adapter	BSP 1/4" - 9/16" ORFS
22	018846	1	Manifold	
23	503057	2	Washer	NL10
24	501104	3	Screw	M10x140 12.9
25	648431	1	Hydraulic hose	
26	648432	1	Hydraulic hose	
27	648433	1	Hydraulic hose	
28	648434	1	Hydraulic hose	
29	648435	1	Hydraulic hose	
30	648436	1	Hydraulic hose	
31	648634	1	Hydraulic hose	
32	648635	1	Hydraulic hose	
33	10000275	1	Test point	

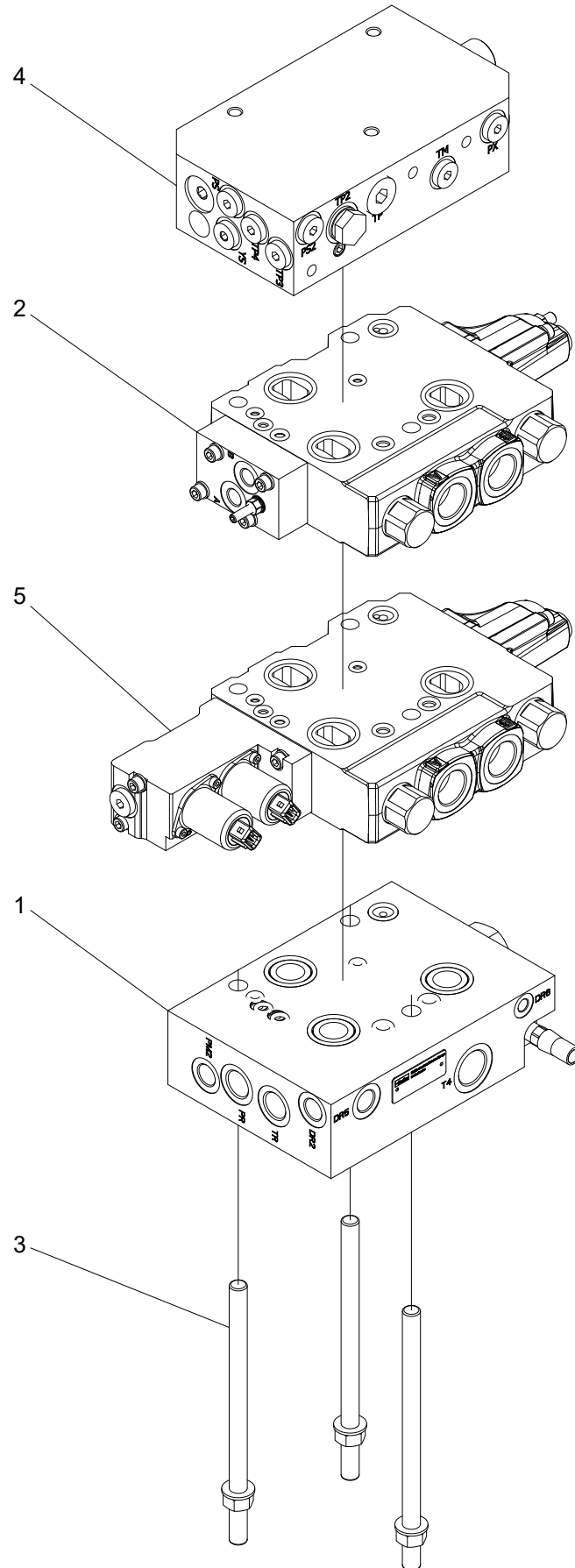


Structure				
Pos.	Part no.	Quantity	Description	Specification
34	501073	2	Screw	M8x40 12.9
35	503055	2	Washer	NL8
36	10000904	1	Bracket	
37	626001	4	Tie down strap	L=530mm



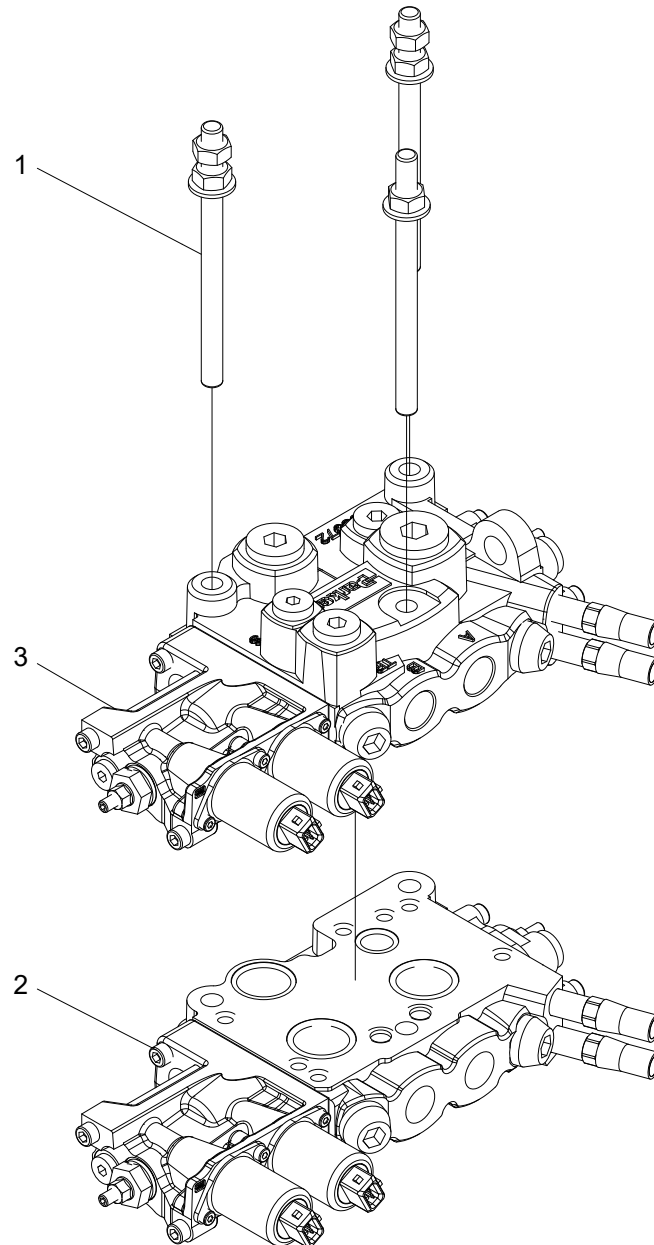
Right manifold, assembly

Structure 614040-02				
Pos.	Part no.	Quantity	Description	Specification
1		1	Part 1	
2		1	Part 2	



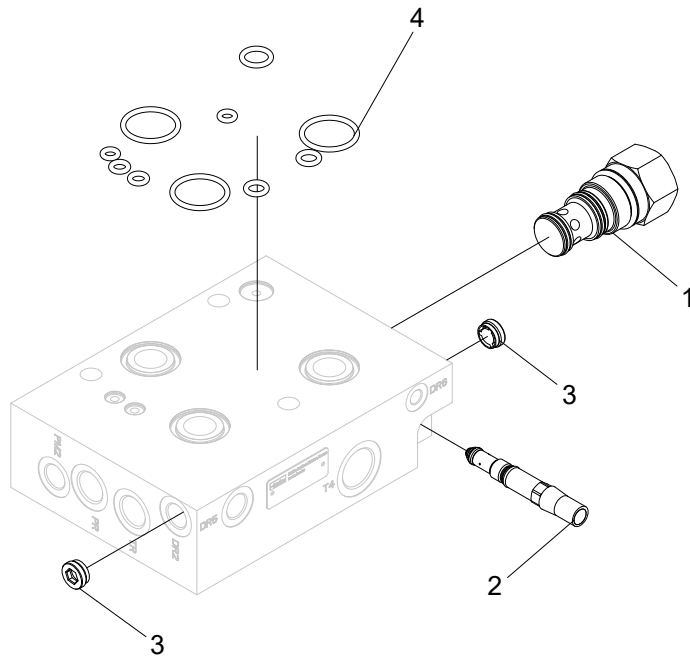
Part 1

Structure				
Part 1				
Pos.	Part no.	Quantity	Description	Specification
1	614116-08	1	Inlet manifold	
2	614215-10	1	Feed section	
3	10001155	1	Tie rod kit	
4	614116-10	1	Inlet manifold	
5	614215-11	1	Feed section	



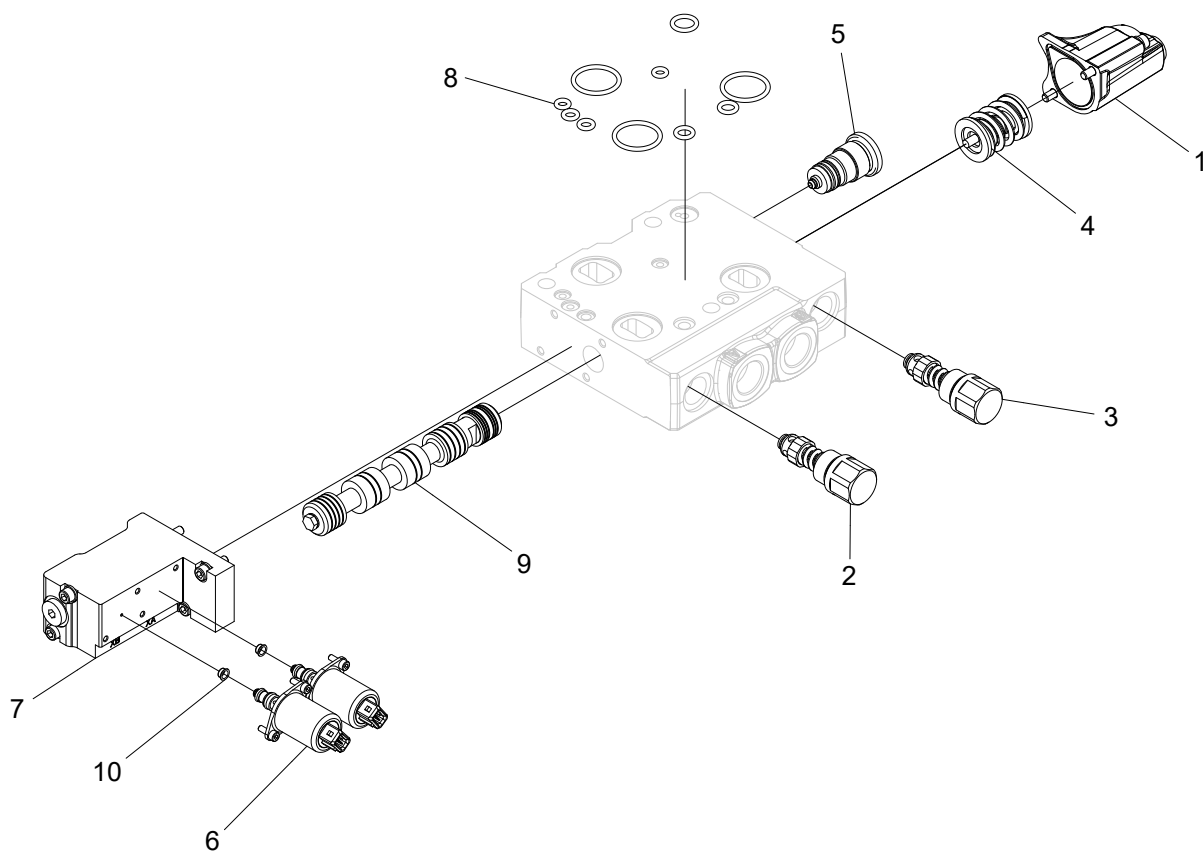
Part 2

Structure				
Part 2				
Pos.	Part no.	Quantity	Description	Specification
1	611311-KIT	1	Tie rod kit	
2	614111-14	1	Lower delimiting knife section	
3	614111-15	1	Delimiting knife section	



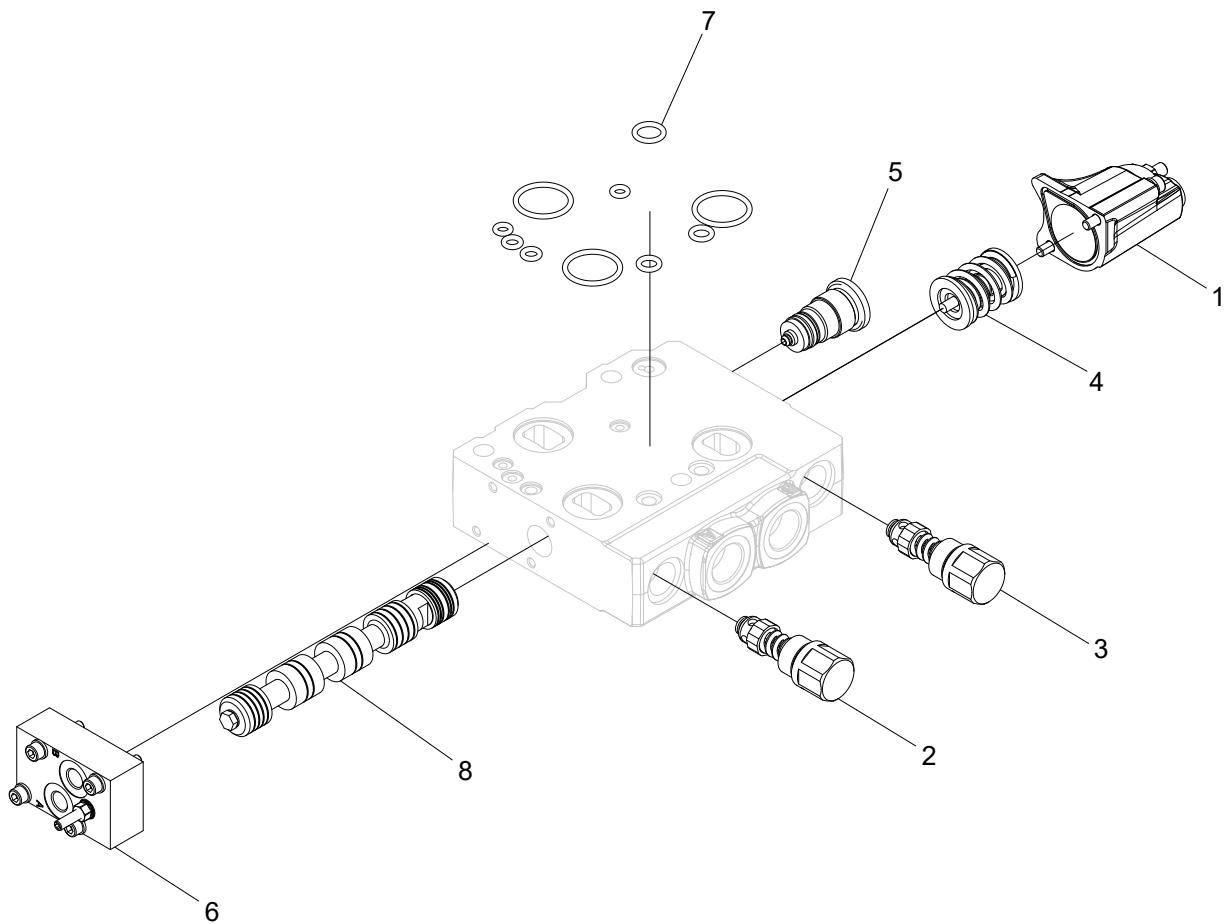
Inlet manifold

Structure 614116-08				
Pos.	Part no.	Quantity	Description	Specification
1	620543	1	Relief valve	5,5 bar
2	620397	1	Feed reducer	
3	617028	2	Check valve	
4	10001153	1	Seal kit	



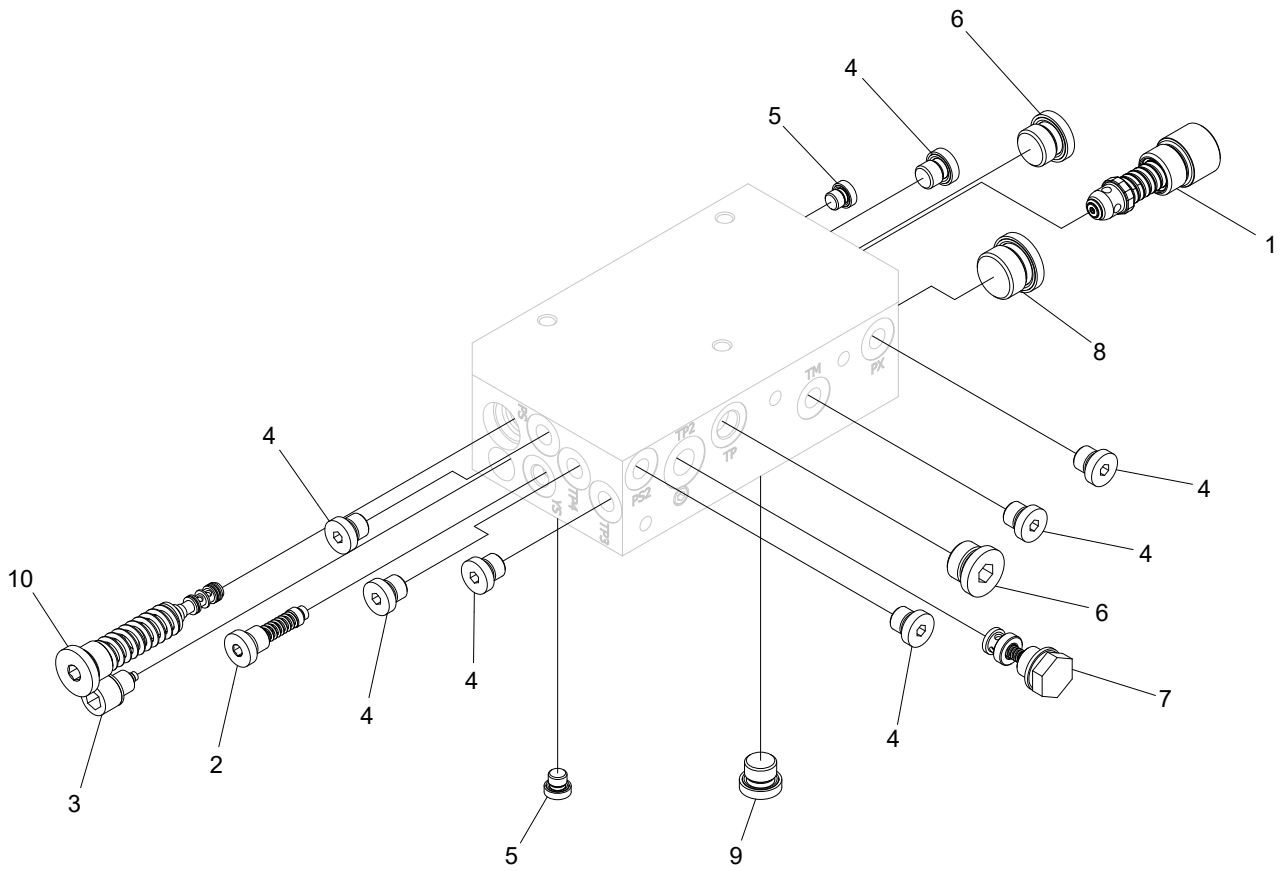
Feed section

Structure 614215-11				
Pos.	Part no.	Quantity	Description	Specification
1	611314	1	Cap	
2	611191	1	Relief valve	
3	611190	1	Relief valve	
4	620519	1	Spring kit	
5	10001154	1	Plug	
6	620590	2	Solenoid	
7	10001151	1	Cap	
8	10001153	1	Seal kit	
9	620489	1	Spool	
10	10001150	2	Restrictor	



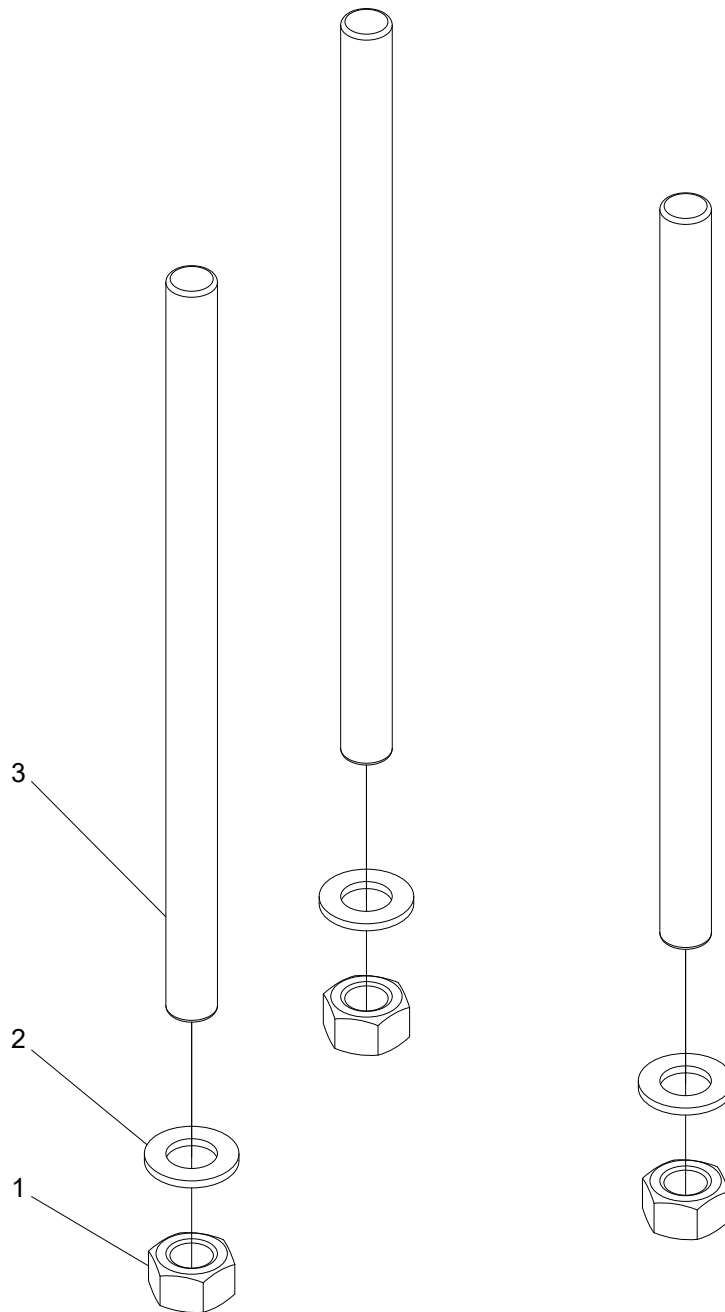
Feed section

Structure 614215-10				
Pos.	Part no.	Quantity	Description	Specification
1	611319	1	Cap	
2	611191	1	Relief valve	
3	611190	1	Relief valve	
4	620519	1	Spring kit	
5	10001154	1	Plug	
6	10001152	1	Cap	
7	10001153	1	Seal kit	
8	620489	1	Spool	



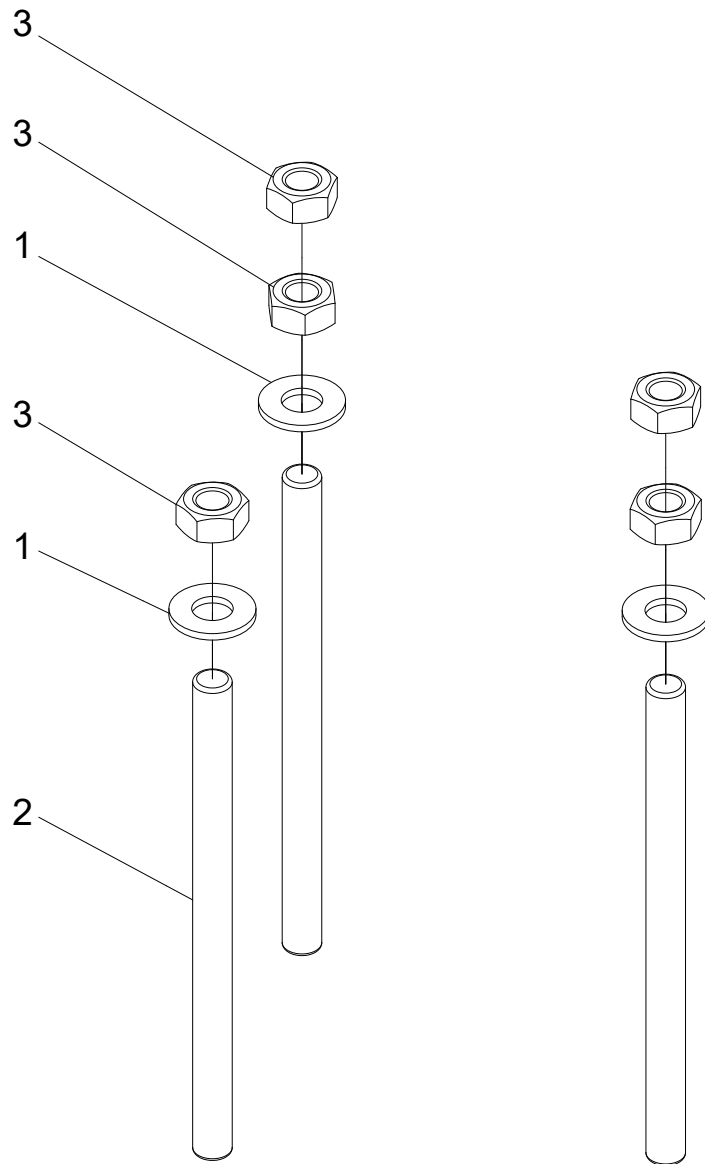
Inlet manifold

Structure 614116-10				
Pos.	Part no.	Quantity	Description	Specification
1	611194	1	Relief valve	
2	620426	1	Pilot filter	
3	611305	1	Pilot reducer valve	R
4	601001	7	Hex plug	
5	601000	2	Hex plug	
6	601003	2	Hex plug	
7	617070	1	Check valve	
8	601004	1	Hex plug	
9	601002	1	Hex plug	
10	611306	1	Pilot reducer valve	G



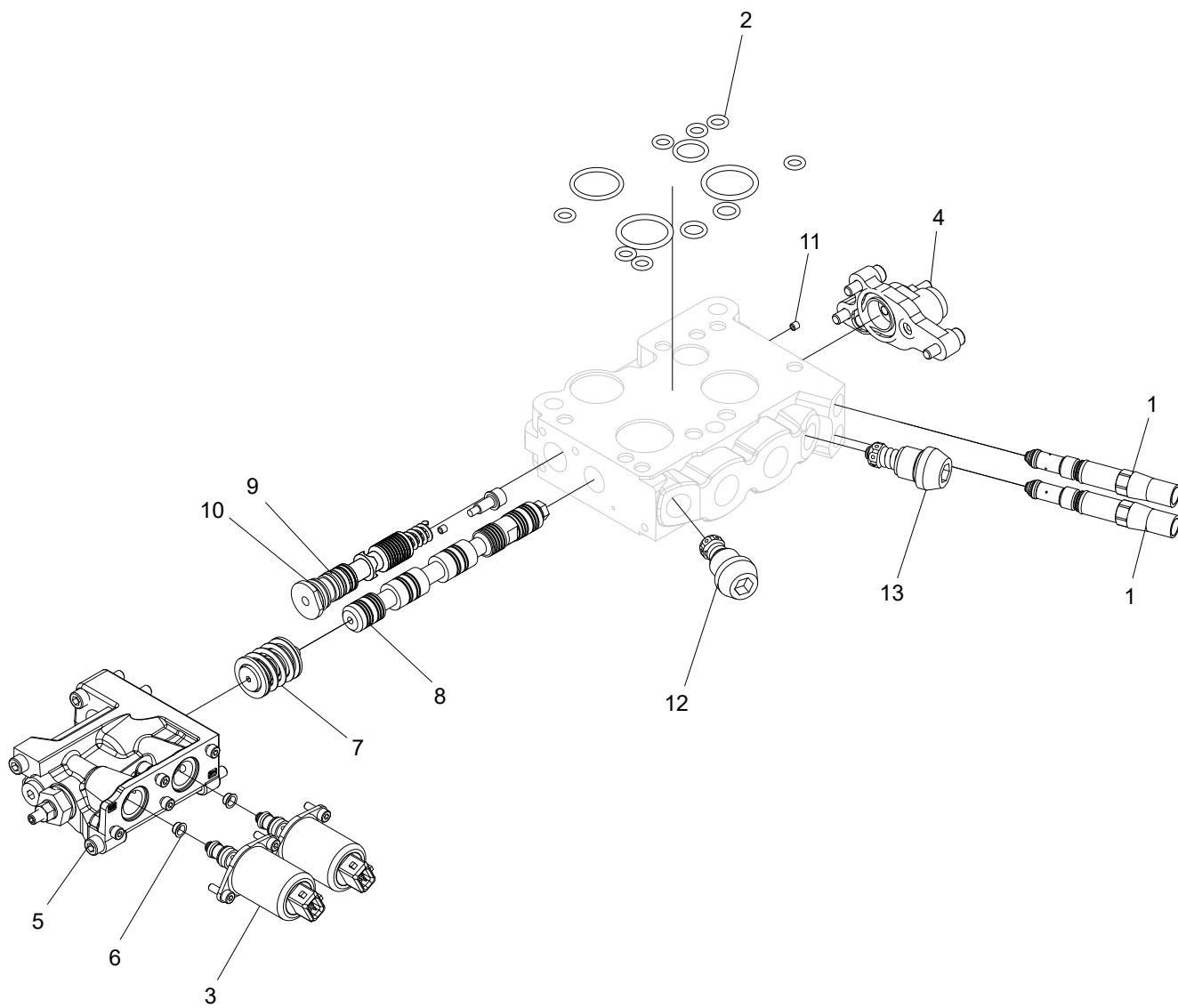
Tie rod kit

Structure 10001155				
Pos.	Part no.	Quantity	Description	Specification
1	502007	3	Nut	M12 FZB
2	503009	3	Washer	12x22x2 FZB
3		3	Tie rod	



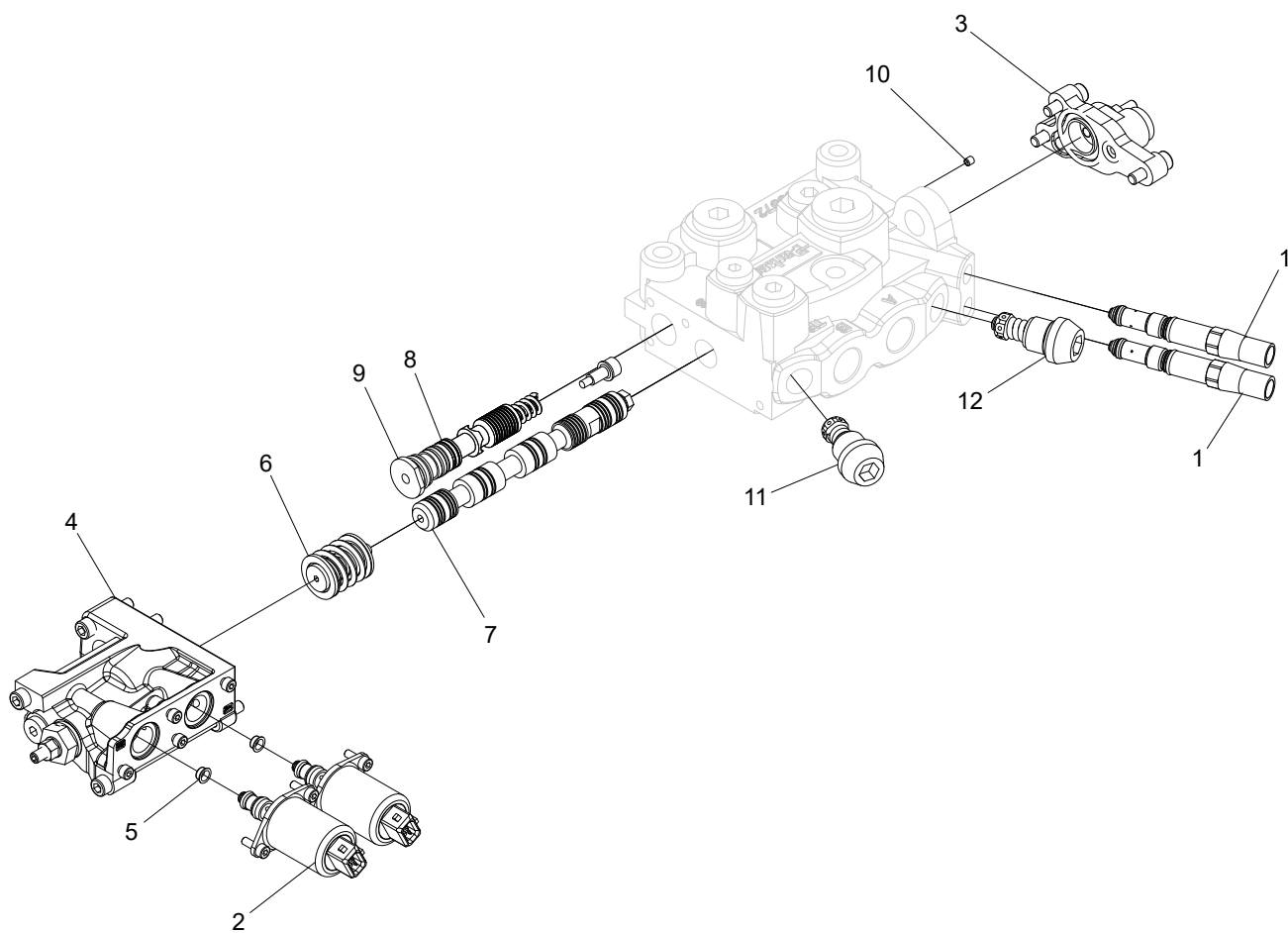
Tie rod kit

Structure 611311-KIT				
Pos.	Part no.	Quantity	Description	Specification
1	503007	4	Washer	10x18x2 FZB
2	611311	3	Tie rod	
3	502006	6	Nut	M10 FZB



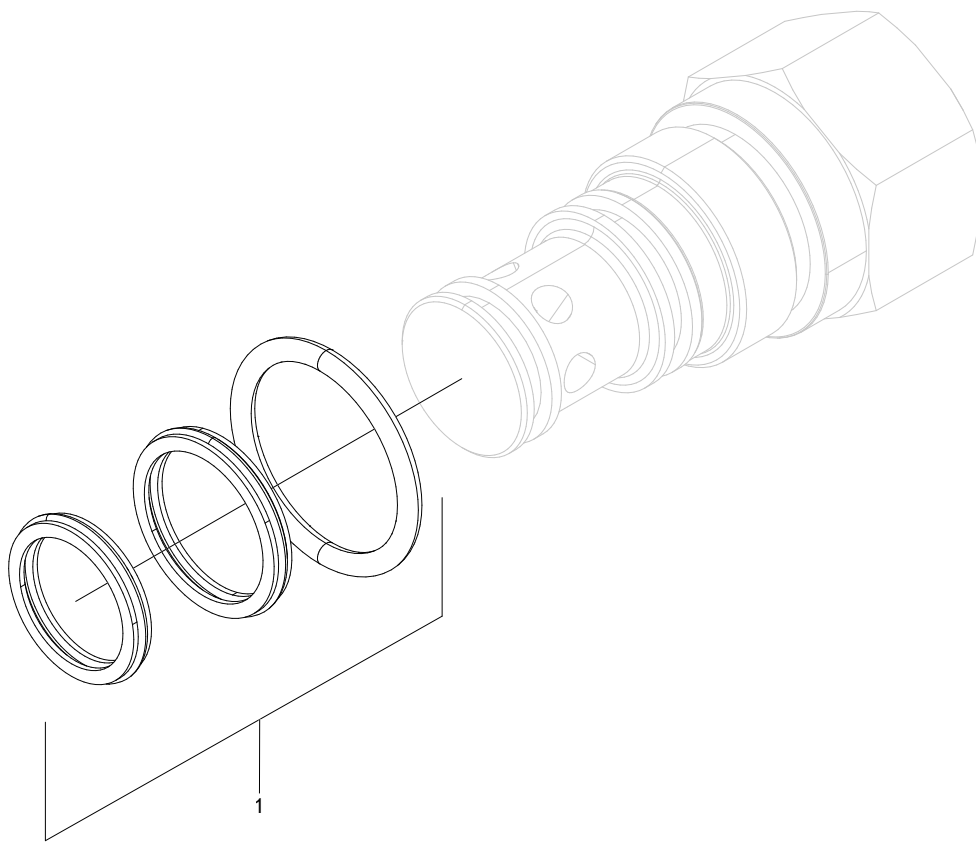
Lower delimiting knife section

Structure 614111-14				
Pos.	Part no.	Quantity	Description	Specification
1	620397	2	Feed reducer	
2	620377	1	Seal kit	
3	620590	6	Solenoid	
4	620390	2	Cap	
5	620342	1	Cap	
6	620345	2	Restrictor	
7	620392	1	Spring kit	
8	10001156	1	Spool	
9	620510	1	Compensator kit	
10	620512	1	Compensator kit	
11	620508	1	Restrictor	
12	620399	1	Relief valve	125 bar
13	620404	2	Relief valve	210 bar



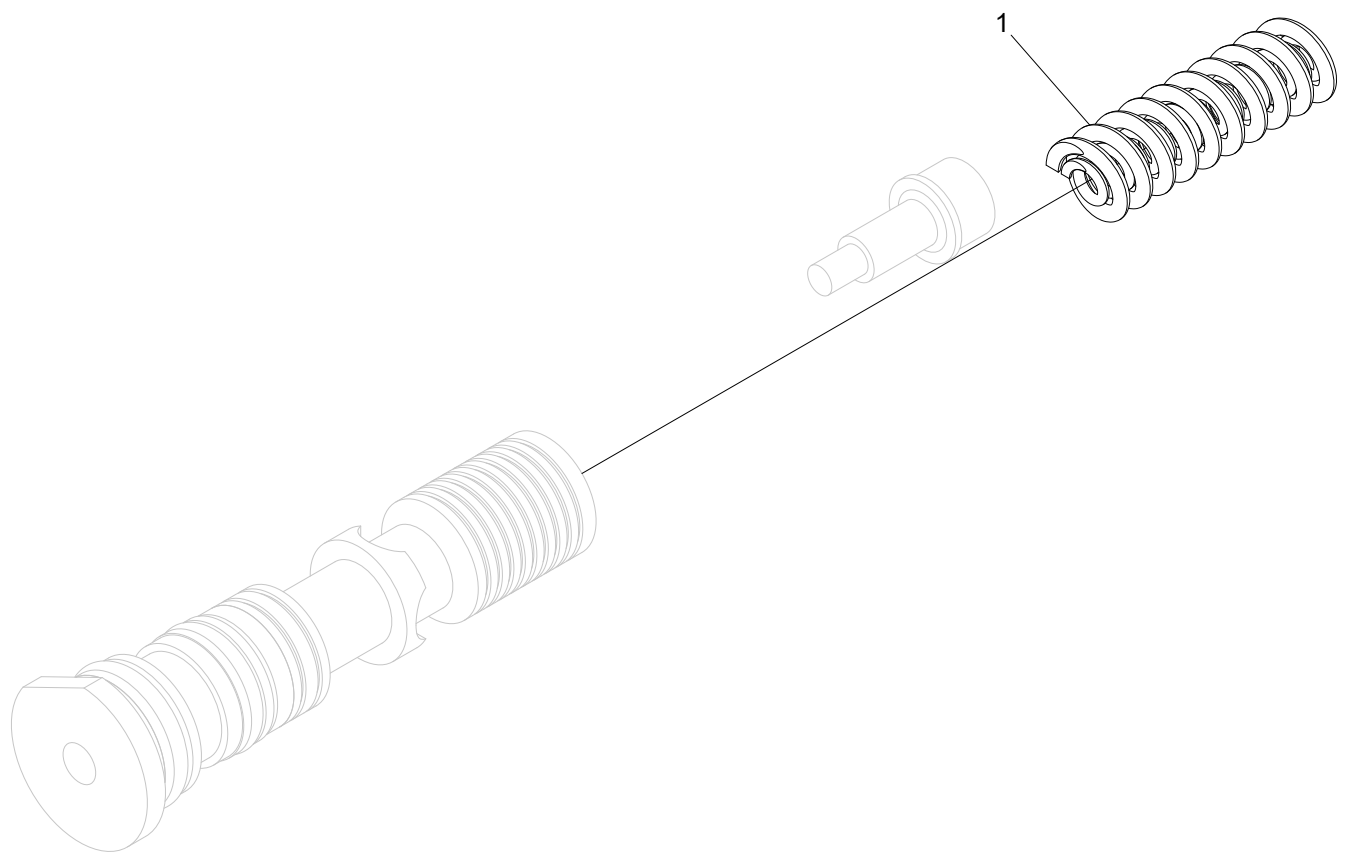
Delimiting knife section

Structure 614111-15				
Pos.	Part no.	Quantity	Description	Specification
1	620397	2	Feed reducer	
2	620590	6	Solenoid	
3	620390	2	Cap	
4	620342	1	Cap	
5	620345	2	Restrictor	
6	620392	1	Spring kit	
7	620447	1	Spool	
8	620511	1	Compensator kit	
9	620513	1	Compensator kit	
10	620508	1	Restrictor	
11	620399	1	Relief valve	125 bar
12	620404	2	Relief valve	210 bar



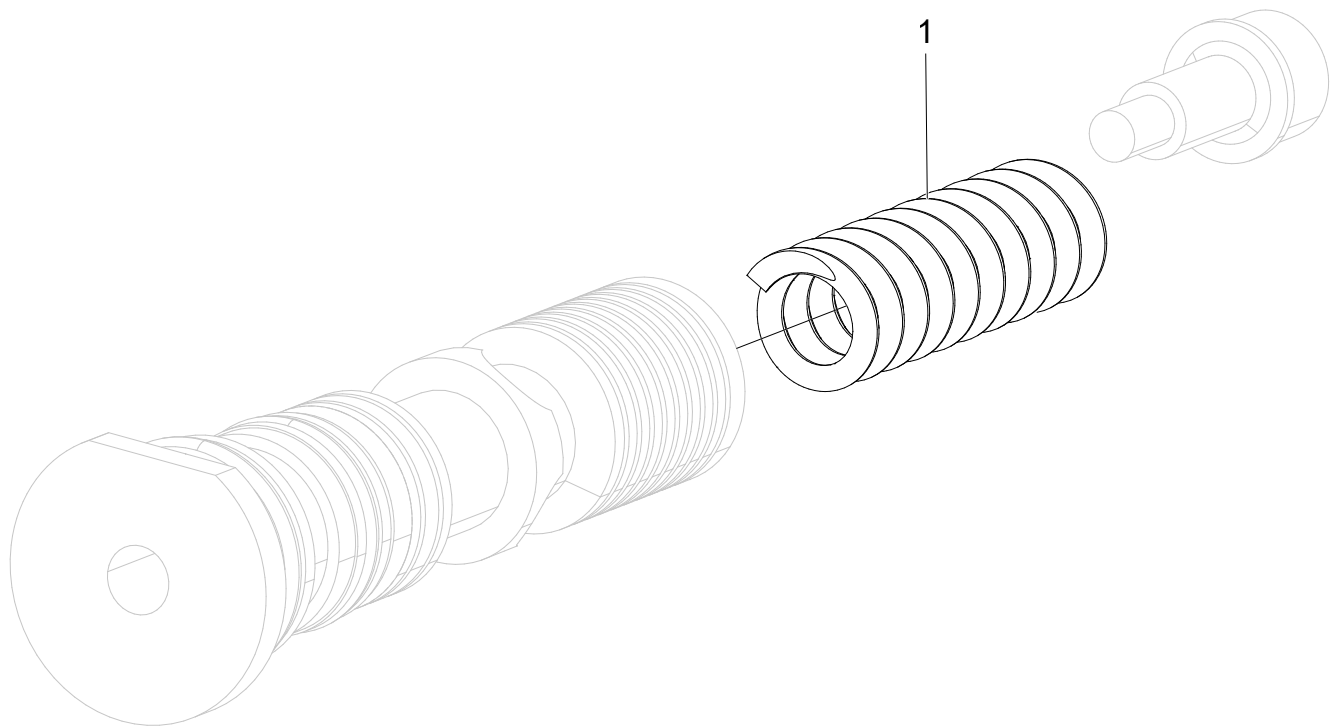
Relief valve

Structure 620543				
Pos.	Part no.	Quantity	Description	Specification
1	611309	1	Seal kit	



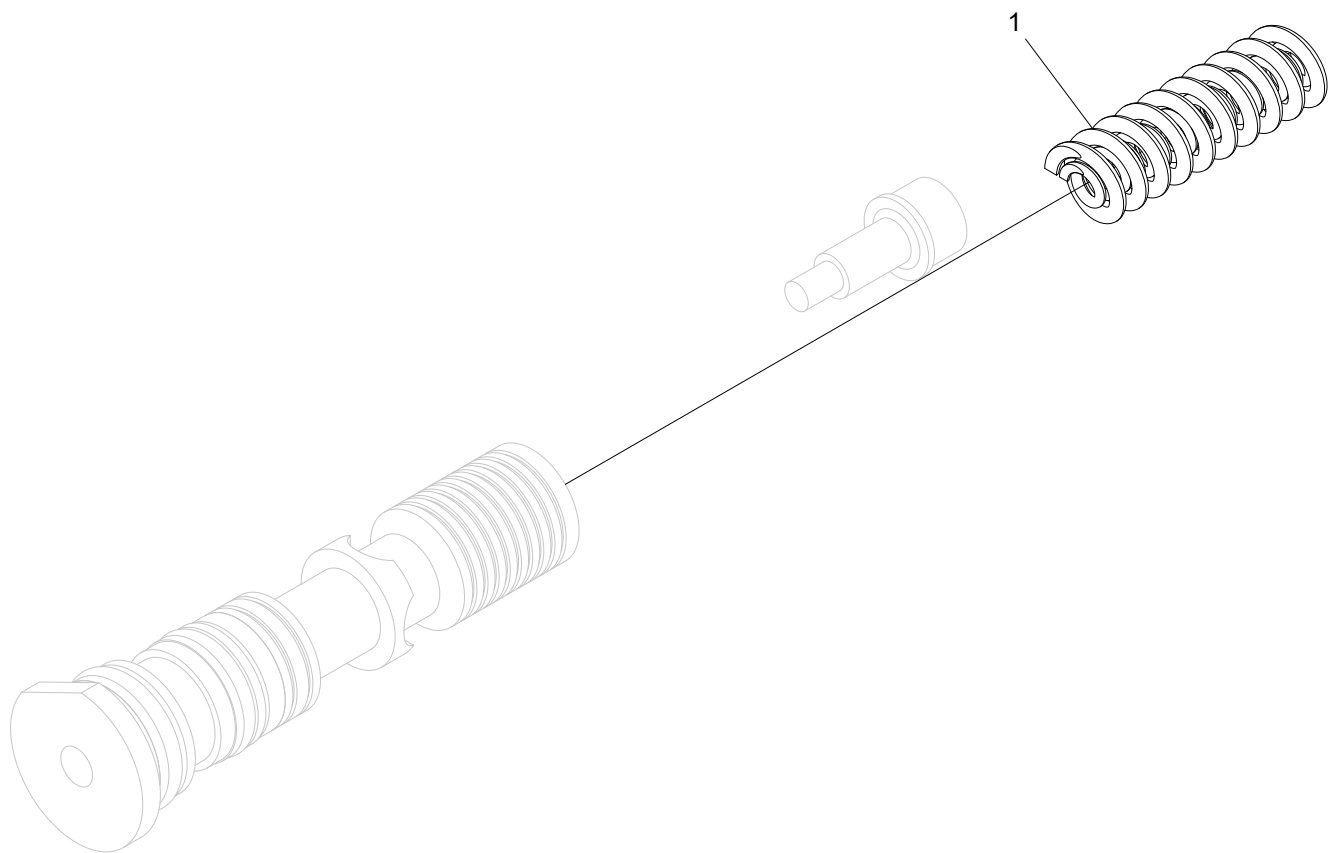
Compensator kit

Structure 620513				
Pos.	Part no.	Quantity	Description	Specification
1	620506	1	Spring kit	



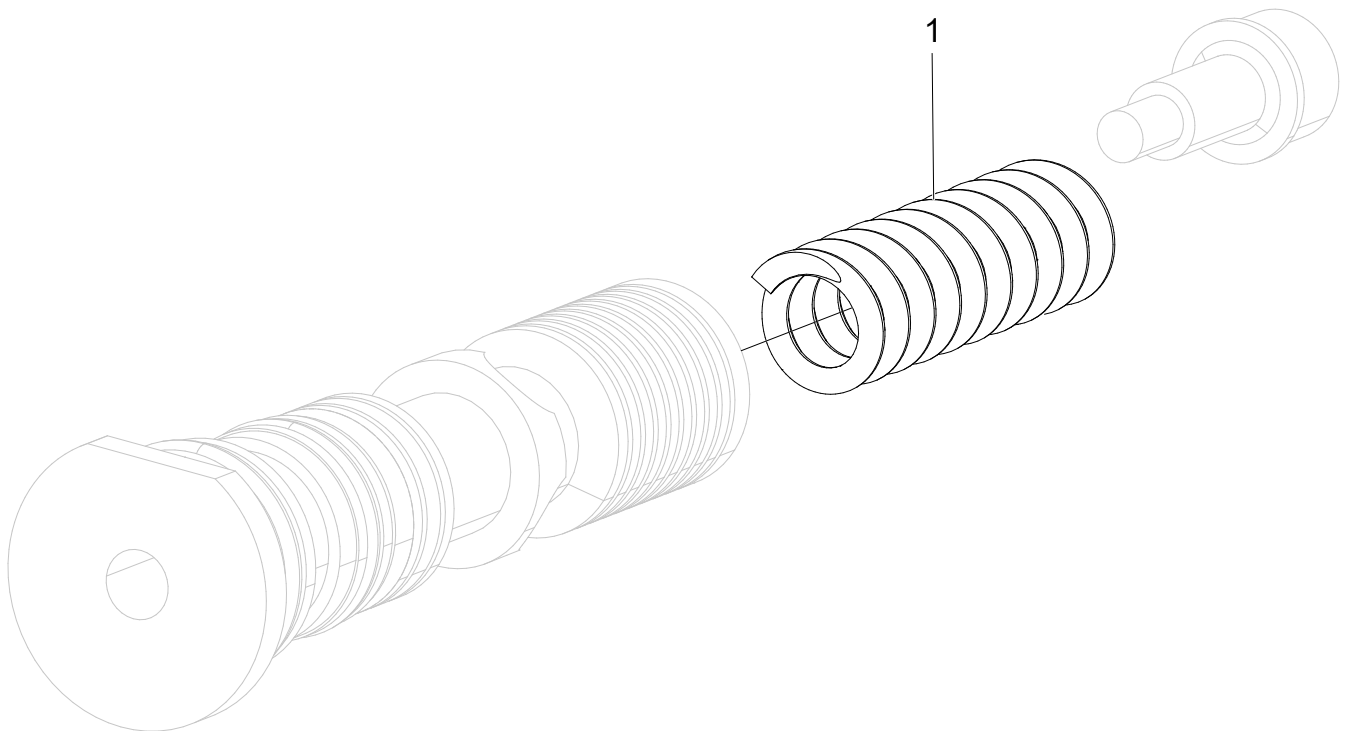
Compensator kit

Structure 620512				
Pos.	Part no.	Quantity	Description	Specification
1	620413	1	Spring kit	



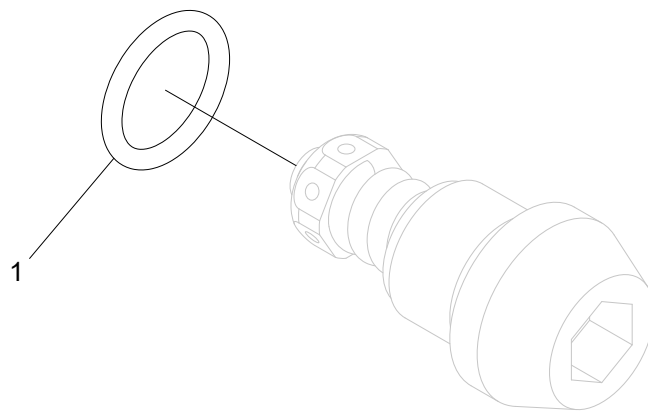
Compensator kit

Structure 620511				
Pos.	Part no.	Quantity	Description	Specification
1	620506	1	Spring kit	



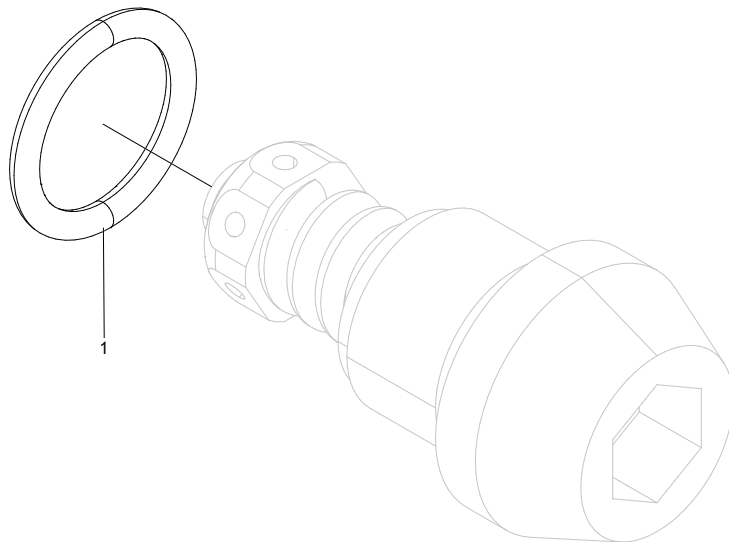
Compensator kit

Structure 620510				
Pos.	Part no.	Quantity	Description	Specification
1	620413	1	Spring kit	



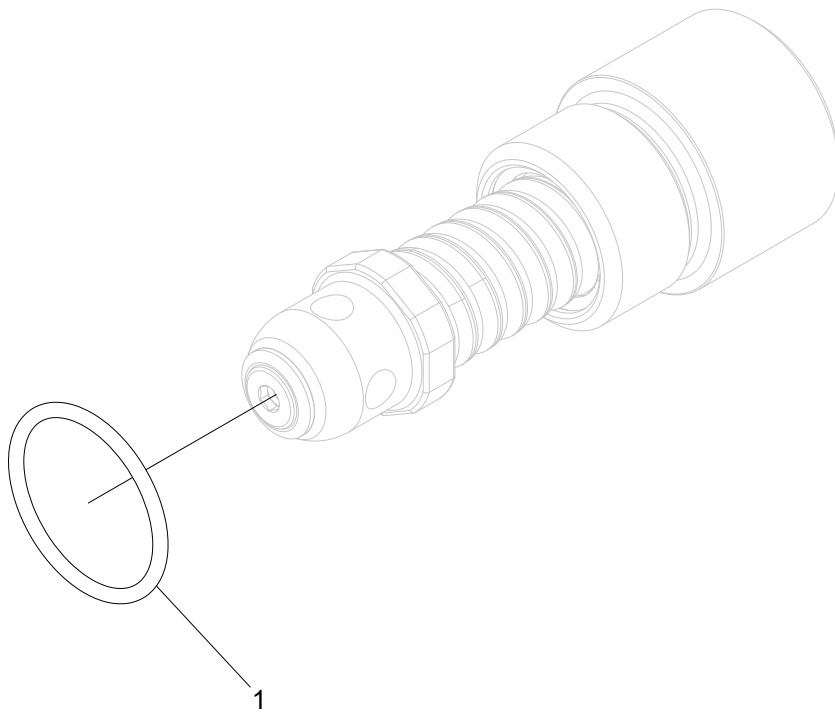
Relief valve 210 bar

Structure 620404				
Pos.	Part no.	Quantity	Description	Specification
1	540072	1	O-ring	15,3x2,4



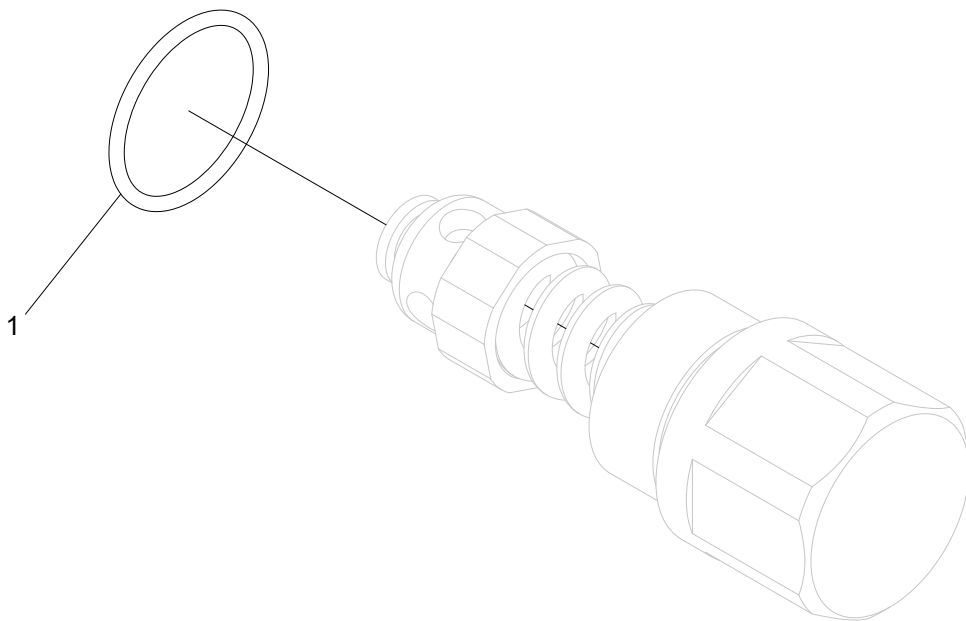
Relief valve 125 bar

Structure 620399				
Pos.	Part no.	Quantity	Description	Specification
1	540072	1	O-ring	15,3x2,4



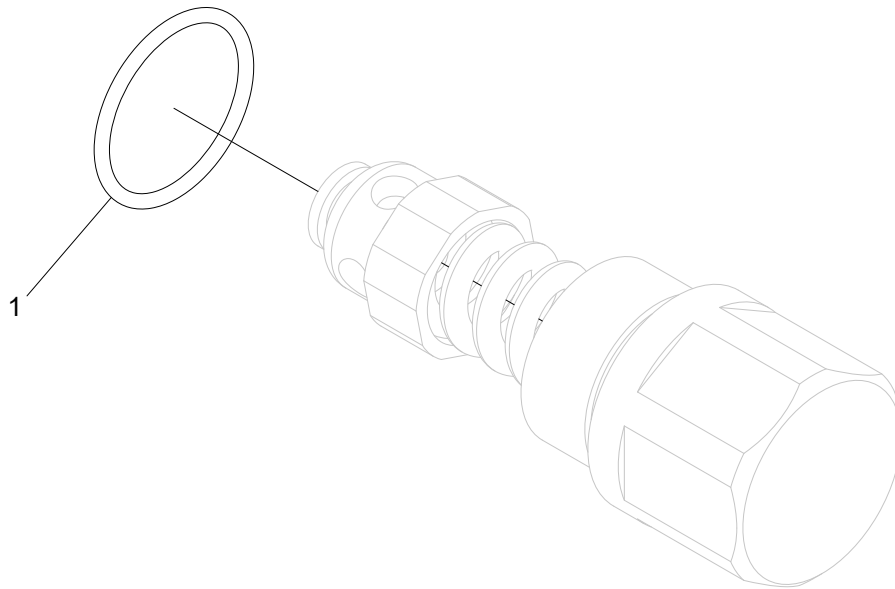
Relief valve 350 bar

Structure 611194				
Pos.	Part no.	Quantity	Description	Specification
1	540047	1	O-ring	21,95x1,78



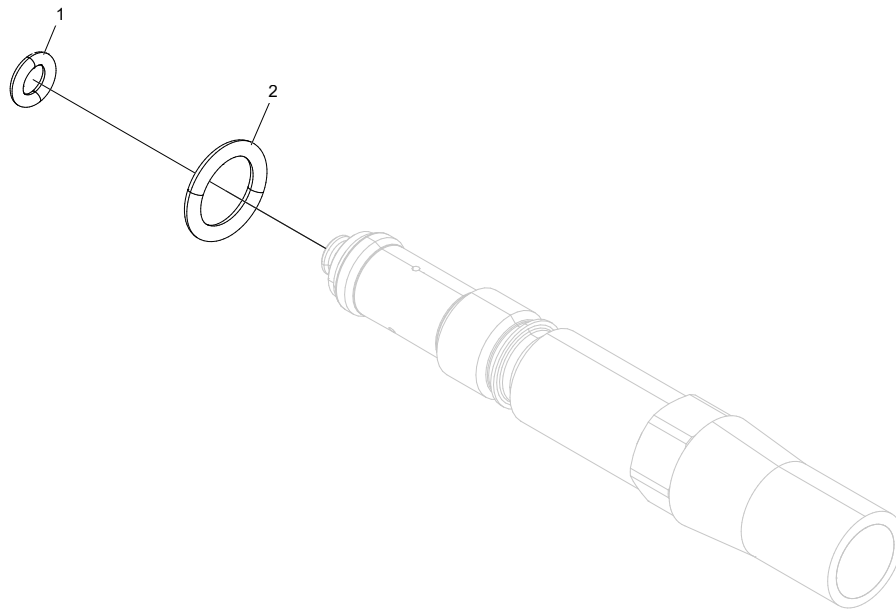
Relief valve 330 bar

Structure 611191				
Pos.	Part no.	Quantity	Description	Specification
1	540047	1	O-ring	21,95x1,78



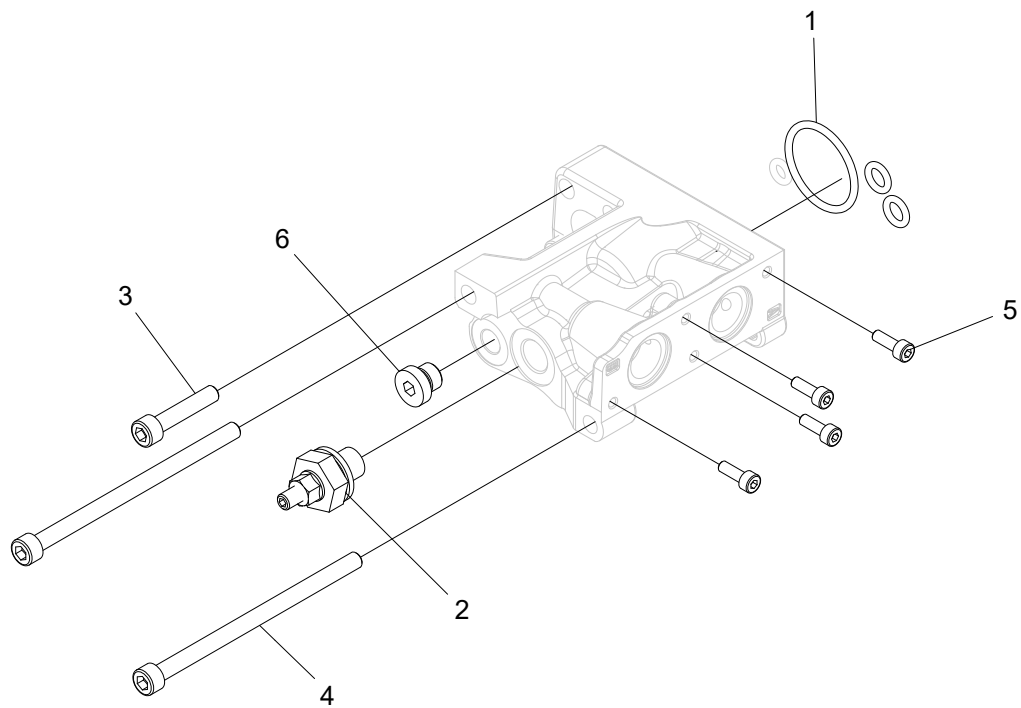
Relief valve 300 bar

Structure 611190				
Pos.	Part no.	Quantity	Description	Specification
1	540047	1	O-ring	21,95x1,78



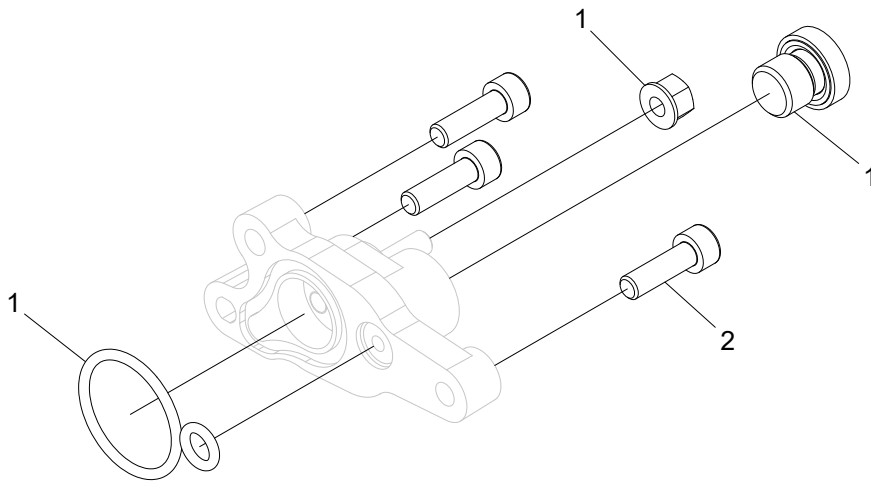
Feed reducer

Structure 620397				
Pos.	Part no.	Quantity	Description	Specification
1	540001	1	O-ring	4,1x1,6
2	543022	1	O-ring	9,5x2,0



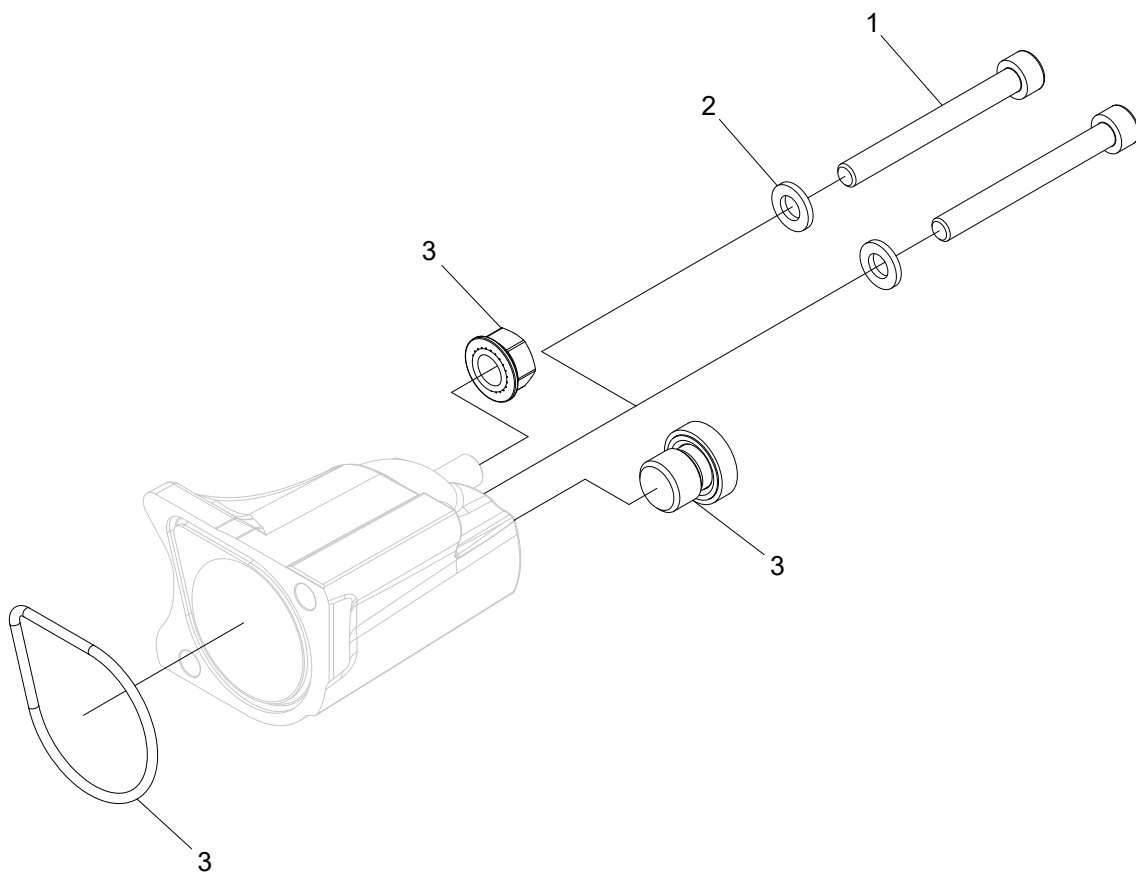
Cap EC/A036

Structure 620342				
Pos.	Part no.	Quantity	Description	Specification
1	620379	1	Seal kit	
2	620446	1	Spool limiter kit	
3	501049	2	Screw	M6x30 12.9
4	501061	2	Screw	M6x100 12.9
5	501014	4	Screw	M4x12 12.9
6	601000	1	Hex plug	1/8"



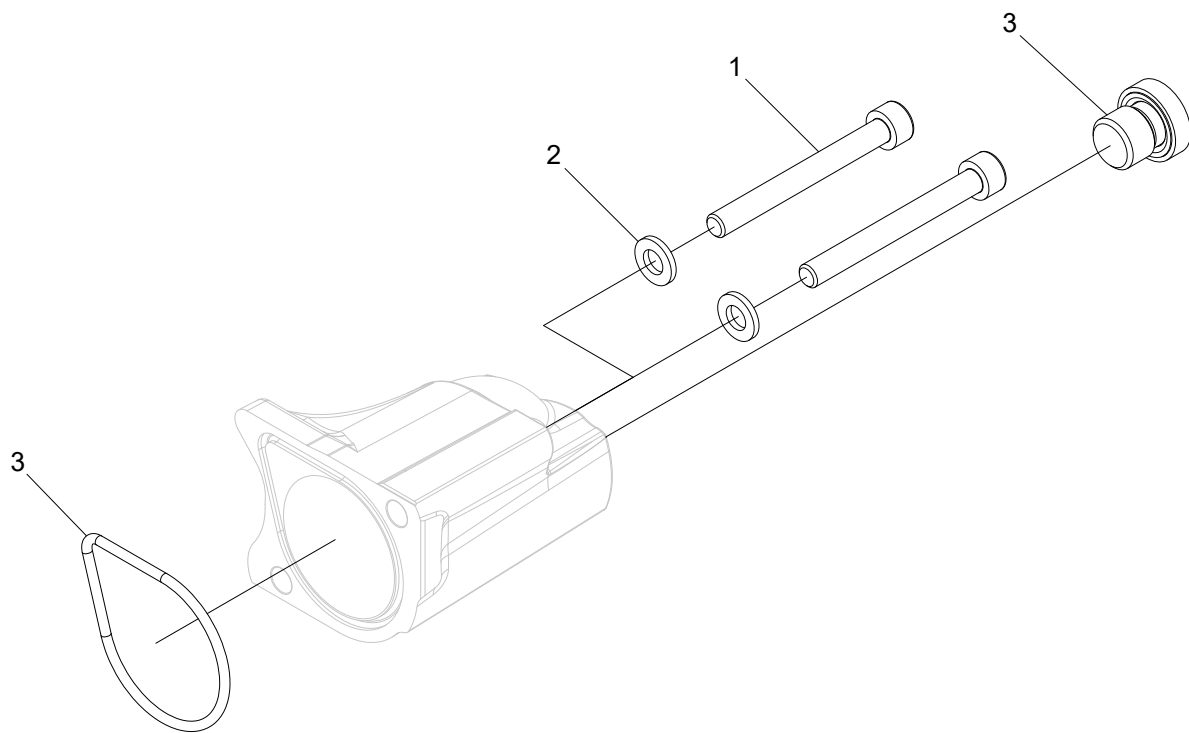
Cap EC/PC

Structure 620390				
Pos.	Part no.	Quantity	Description	Specification
1	620383	1	Seal kit	
2	501046	3	Screw	M6x20 12.9



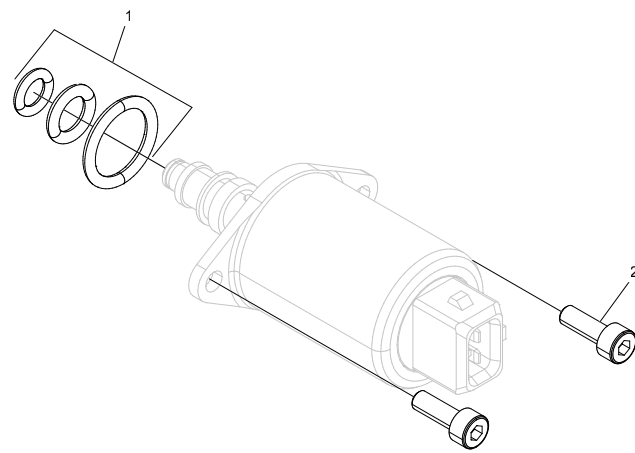
Cap PC/B

Structure 611319				
Pos.	Part no.	Quantity	Description	Specification
1	501054	2	Screw	M6x55 12.9
2	503004	2	Washer	6,4x12x1,6 FZB
3	611313	1	Seal kit	



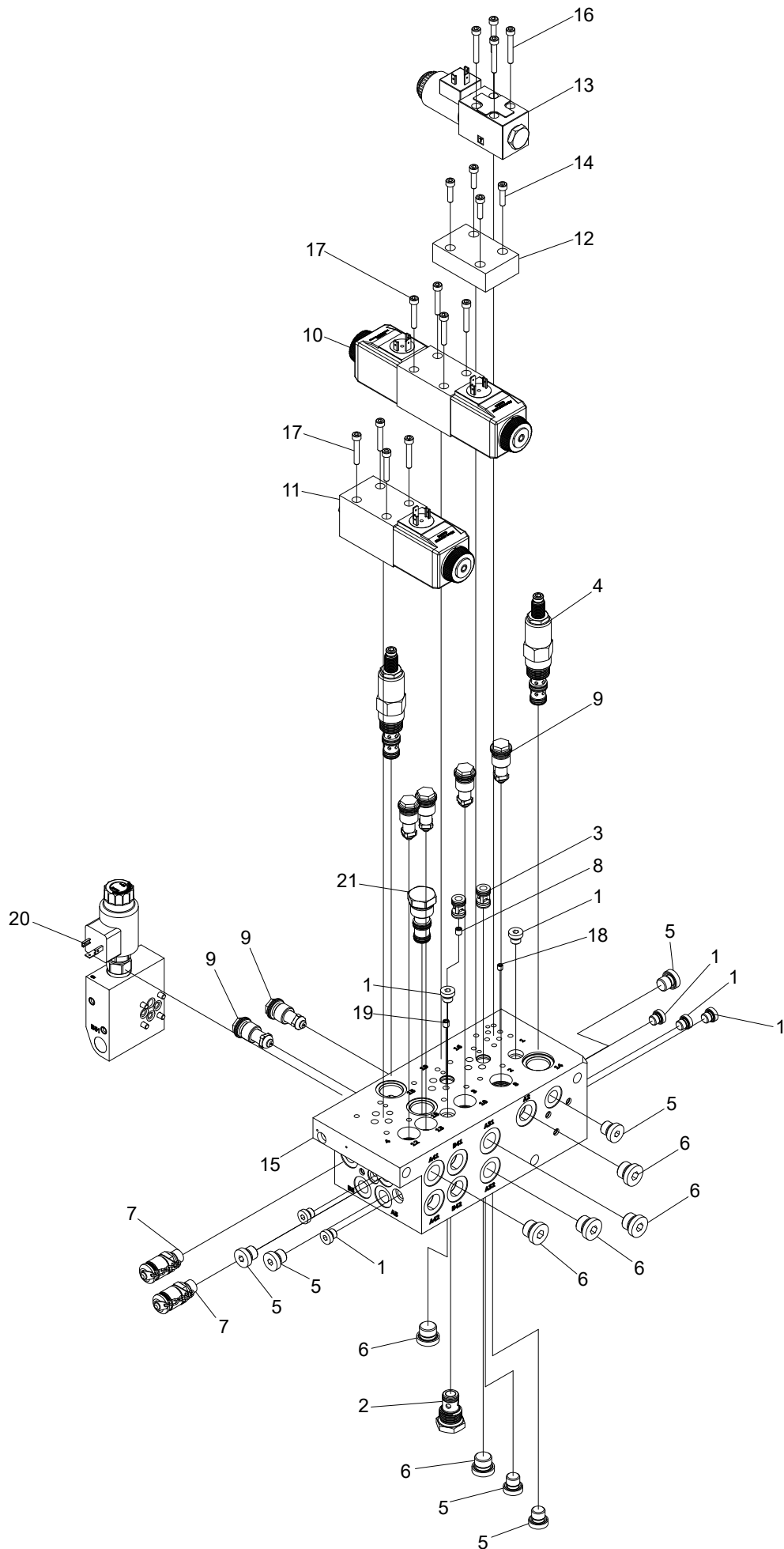
Cap EC/B

Structure 611314				
Pos.	Part no.	Quantity	Description	Specification
1	501054	2	Screw	M6x55 12.9
2	503004	2	Washer	6,4x12x1,6 FZB
3	611313	1	Seal kit	



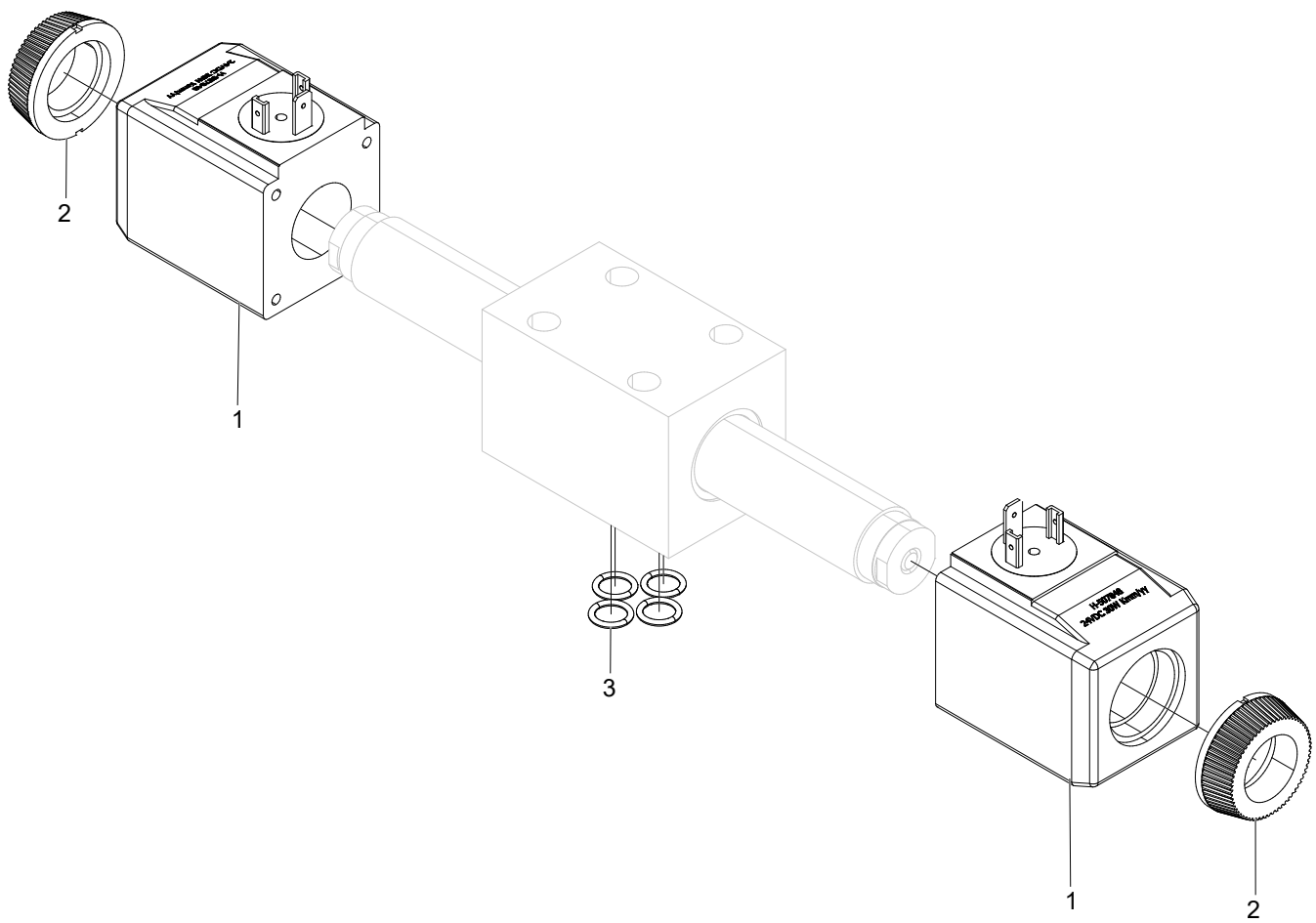
Solenoid

Structure 620590				
Pos.	Part no.	Quantity	Description	Specification
1	620344	1	Seal kit	
2	501014	2	Screw	M4x12 12.9



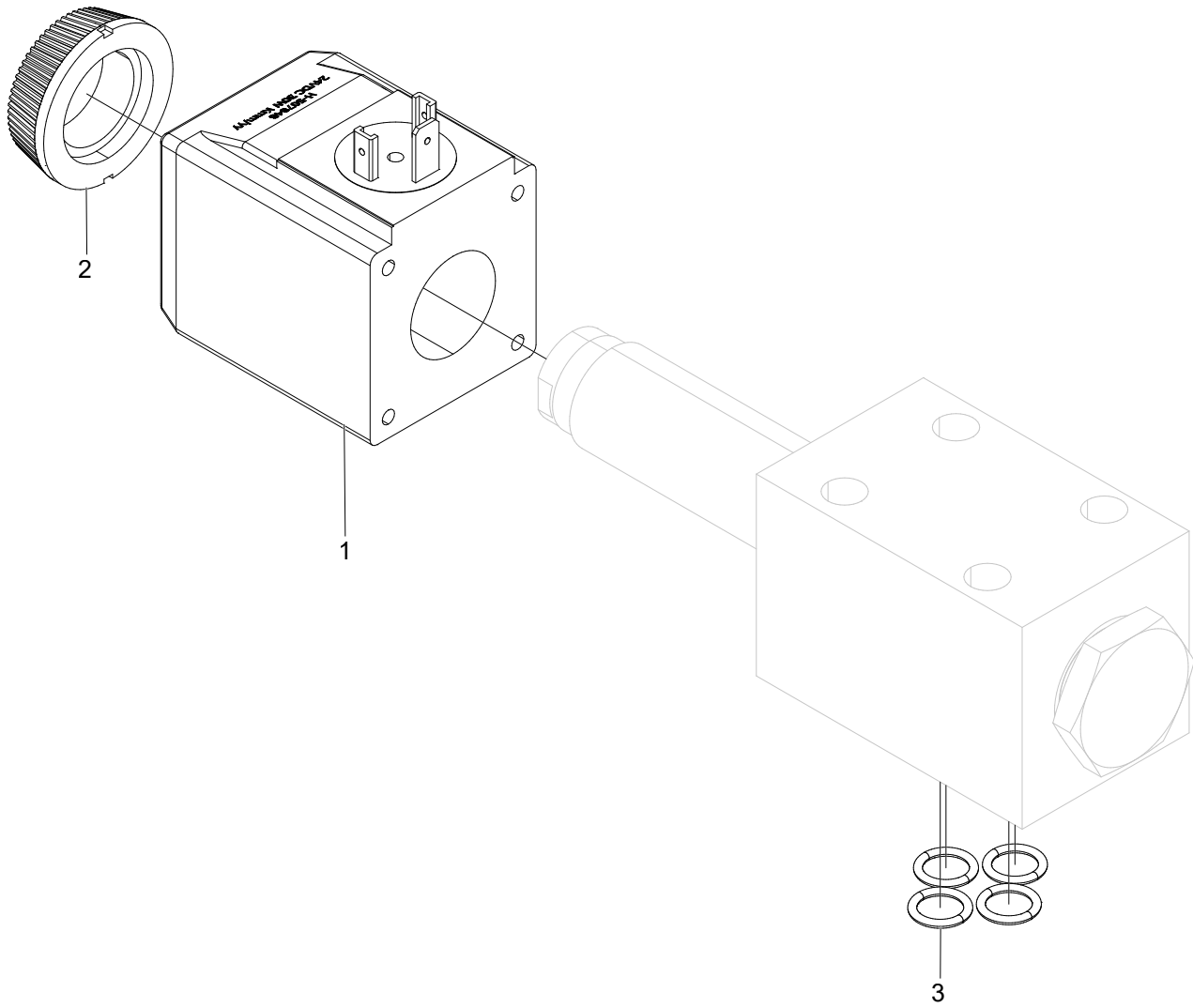
Left manifold

Structure 018846				
Pos.	Part no.	Quantity	Description	Specification
1	601000	7	Hex plug	
2	617044	1	Check valve	
3	617013	2	Check valve	
4	619016	2	Relief valve	
5	601001	6	Hex plug	
6	601002	6	Hex plug	
7	601261	2	Test point	1/4"
8	613017	1	Orifice	M6
9	617032	6	Pressure reducer	
10	010280	1	Directional valve	
11	011626	1	Directional valve	
12	613045	1	Blanking plate	
13	612057	1	Directional valve	
14	501029	4	Screw	M5x20 12.9
15	612033	1	Manifold	
16	501032	4	Screw	M5x35 12.9
17	501031	8	Screw	M5x30 12.9
18	613033	1	Orifice	M5
19	613100	1	Orifice	M6
20	018534	1	Manifold	
21	612104	1	Cavity plug	



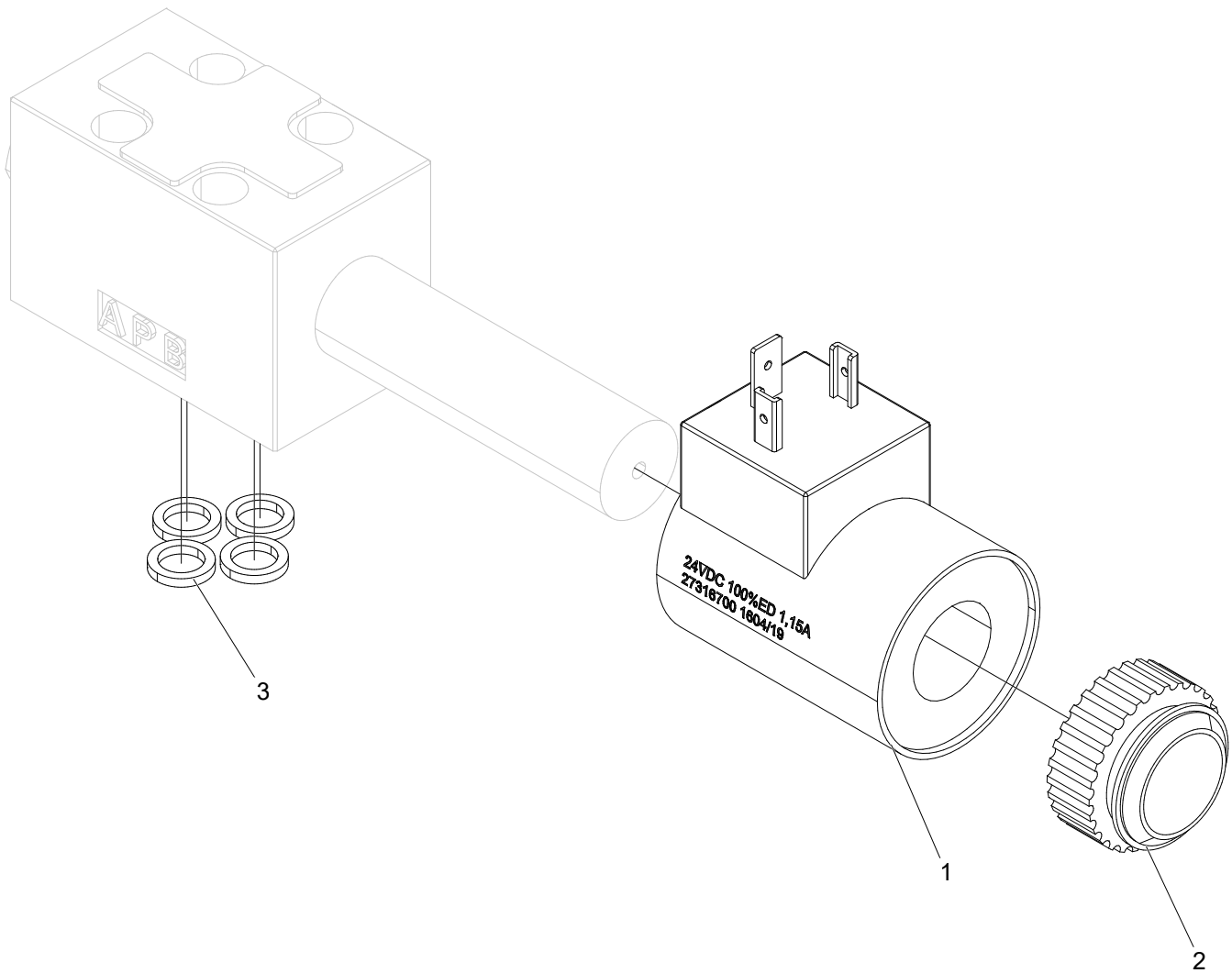
Directional valve

Structure 010280				
Pos.	Part no.	Quantity	Description	Specification
1	613002	2	Solenoid	
2	613059	2	Plastic nut	
3	540006	4	O-ring	9,25x1,78



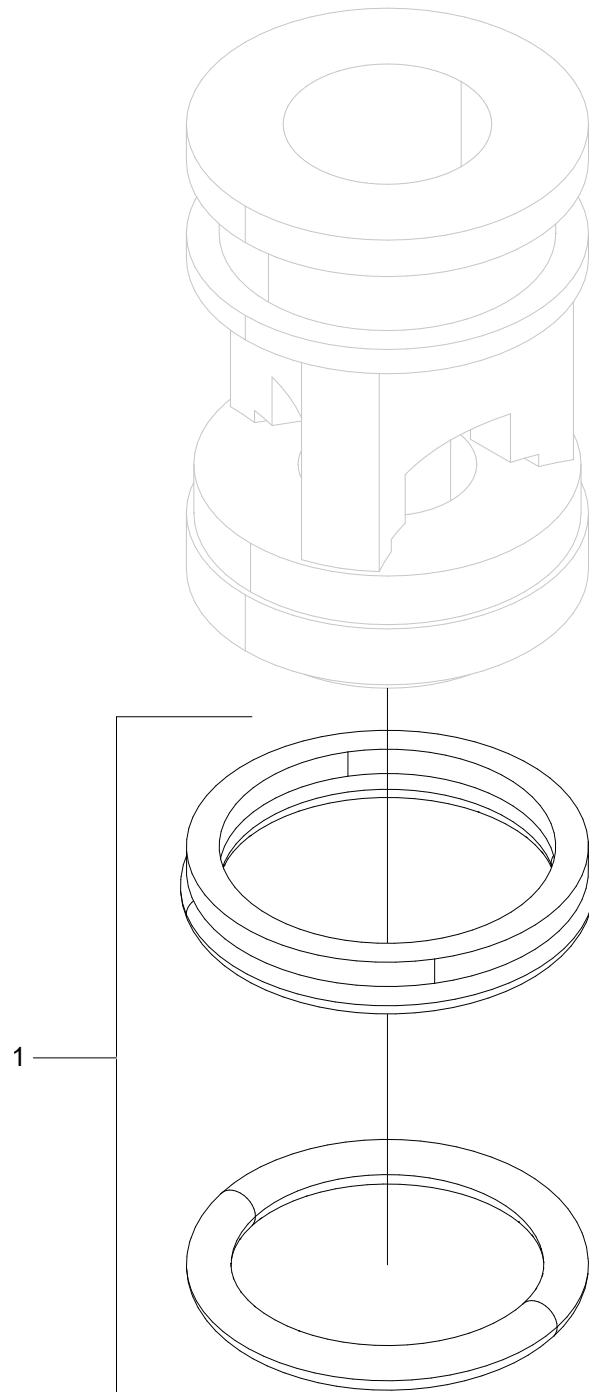
Directional valve

Structure 011626				
Pos.	Part no.	Quantity	Description	Specification
1	613002	1	Solenoid	
2	613059	1	Plastic nut	
3	540006	4	O-ring	9,25x1,78



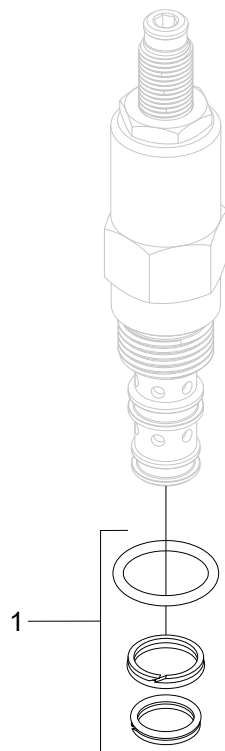
Directional valve

Structure 612057				
Pos.	Part no.	Quantity	Description	Specification
1	613069	1	Solenoid	
2	613105	1	Plastic nut	
3	540037	4	O-ring	7,65x1,68



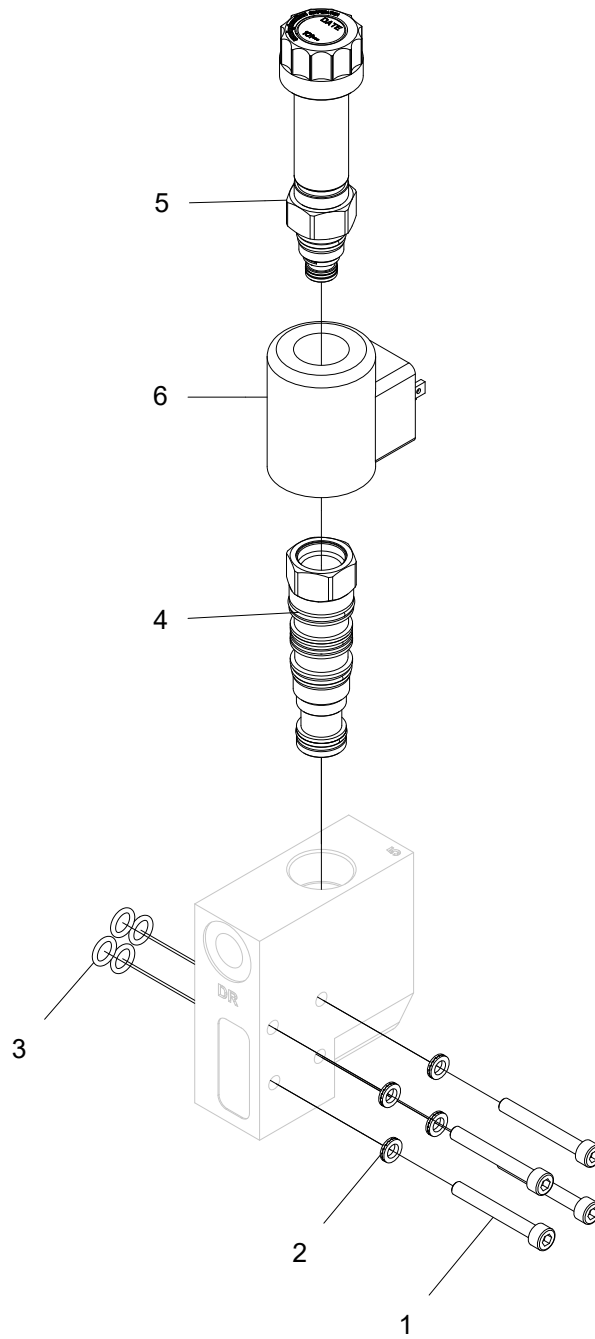
Check valve

Structure 617013				
Pos.	Part no.	Quantity	Description	Specification
1	620356	1	Seal kit	



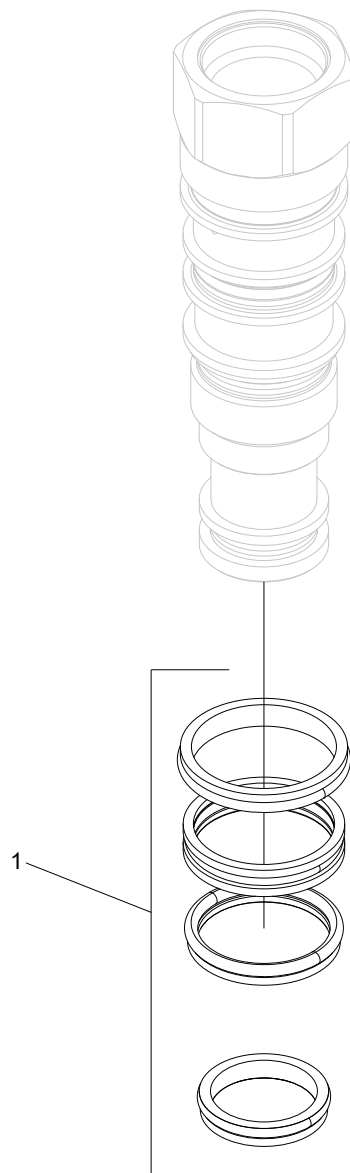
Relief valve

Structure 619016				
Pos.	Part no.	Quantity	Description	Specification
1	620352	1	Seal kit	



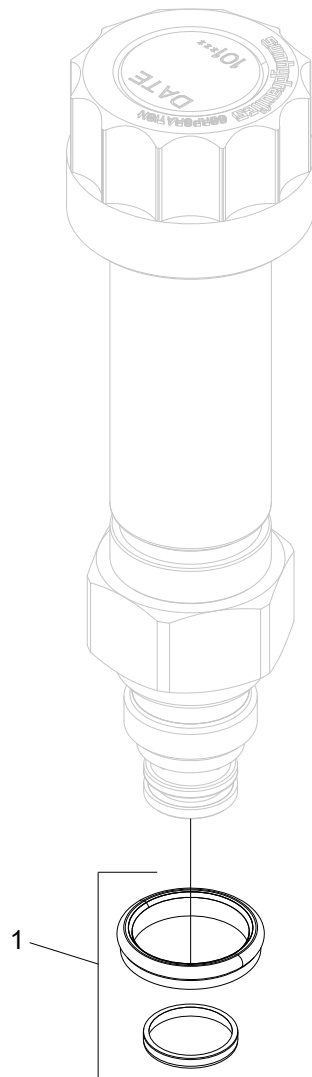
Manifold

Structure 018534				
Pos.	Part no.	Quantity	Description	Specification
1	501033	4	Screw	M5x40 12.9
2	503066	4	Washer	M5 NL
3	540036	4	O-ring	7,65x1,78
4	612067	1	Relief valve	
5	612068	1	Relief valve	
6	612069	1	Solenoid	



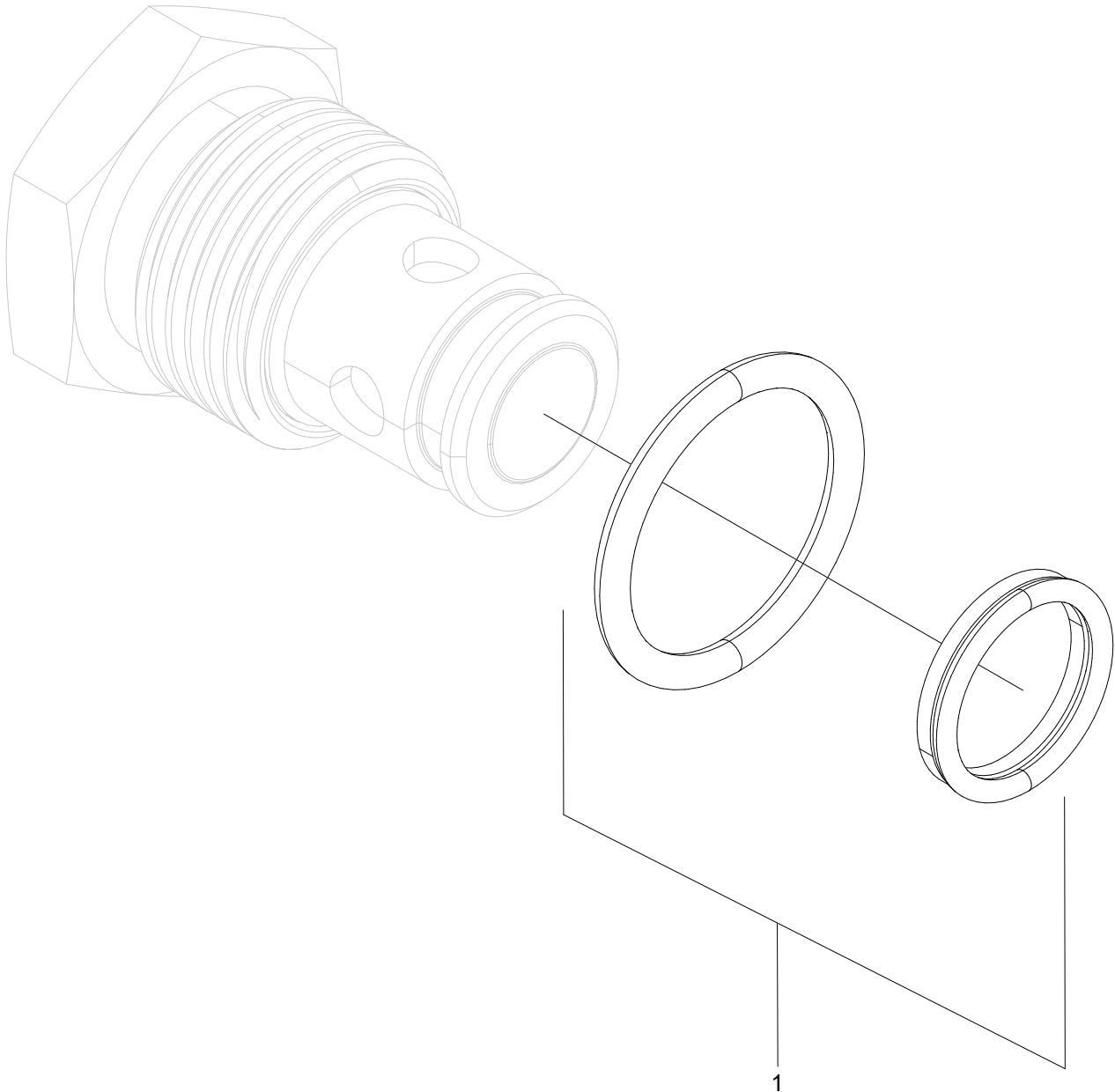
Relief valve

Structure 612067				
Pos.	Part no.	Quantity	Description	Specification
1	620362	1	Seal kit	



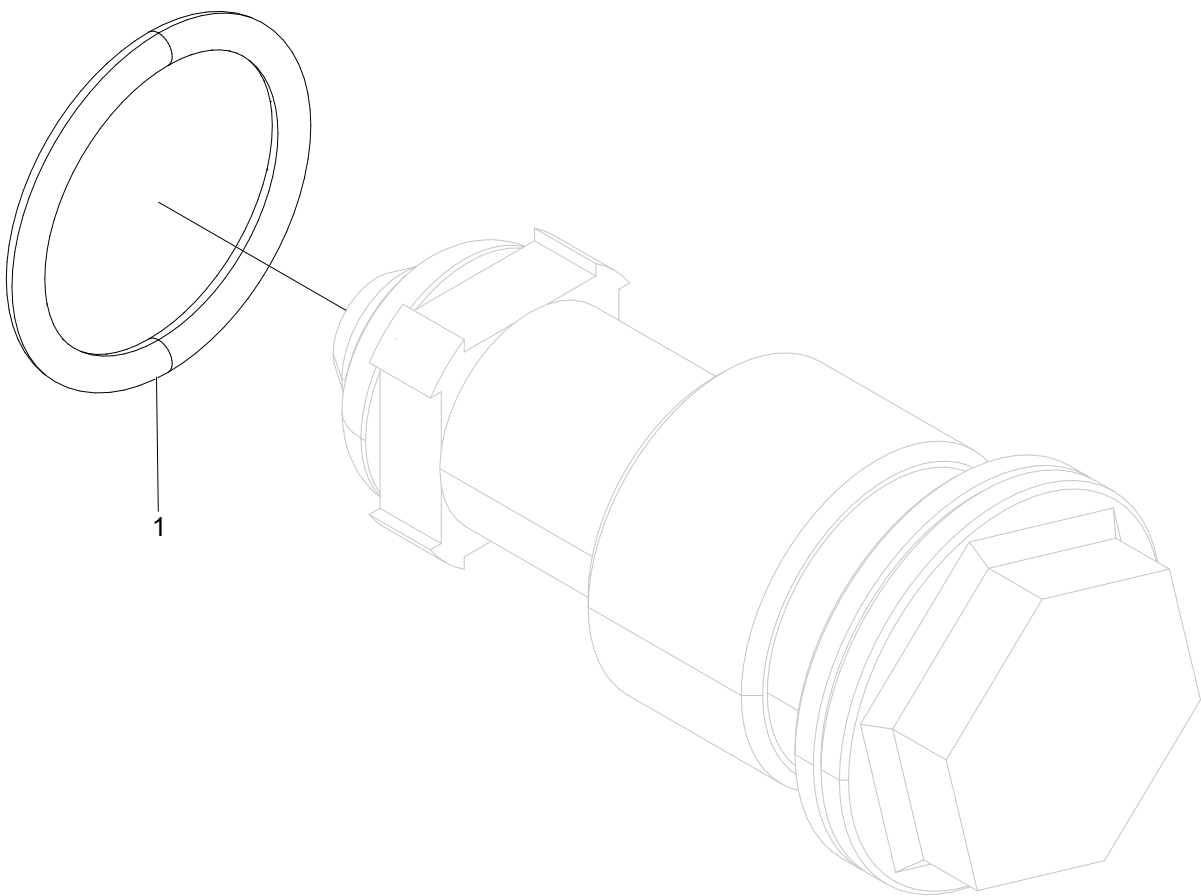
Relief valve

Structure 612068				
Pos.	Part no.	Quantity	Description	Specification
1	620363	1	Seal kit	



Relief valve

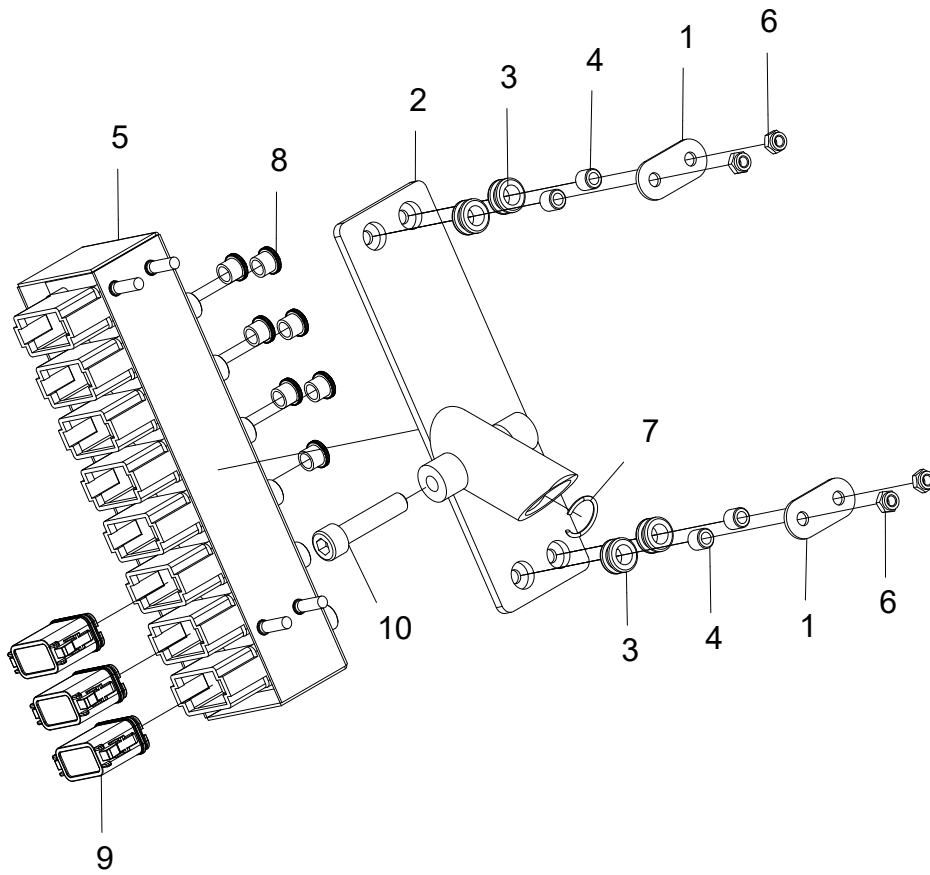
Structure 617044				
Pos.	Part no.	Quantity	Description	Specification
1	620352	1	Seal kit	



Relief valve 210 bar

Structure 617032				
Pos.	Part no.	Quantity	Description	Specification
1	540043	1	O-ring	15,6x1,78

Control system



Log Mate 510

Structure 045558				
Pos.	Part no.	Quantity	Description	Specification
1	016852	4	Washer	
2	018838	1	Bracket	
3	402059	4	Rubber bushing	
4	402585	4	Spacer	
5	402610-08	1	LHM module	
6	502053	4	Nut	M6
7	517004	1	Circlip	RBS 20
8	401310	7	Protection cap	M12
9	402083	3	Protection cap	
10	501093	1	Screw	M10x45 12.9

Log Mate 510 cable list

Structure				
Pos.	Part no.	Quantity	Description	Specification
	674531	1	Cable 1	
	674532	1	Cable 2	
	674533	1	Cable 3	
	674534	1	Cable 4	
	674535	1	Cable 5	
	674536	1	Cable 7	
	674537	1	Cable 8	
	674538	1	Cable 9	
	674539	1	Cable 10	
	674540	1	Cable 27	
	674541	1	Cable 34	
	674542	1	Cable 6	
	674543	1	Cable 17	
	674544	1	Cable 31	
	674545	1	Cable 38	
	674546	1	Cable 14	
	018850	1	Cable 15/16/22	
	674547	1	Cable 15B	
	402571	2	Cable 20/21	
	674548	1	Cable 23	
	674549	1	Cable 41	
	674550	1	Cable 18	
	674551	1	Cable 19	
	674552	1	Cable 25	
	674553	1	Cable 26	
	402080	5	Plug	
	402086	5	Spline	
	402077	36	Plug	
	402315	2	Connector	M12

Hose kits

Hose kit Log Max 7000XTS-2020

General Hose Kit

From Head no. 371032

Language en

Part No. 648400/371032

V. 221019

Crimp. = Crimp diameter | cyl. = cylinder | Ex. = External | L. = Left | Lo. = Lower | Mani. = Manifold
 Meas. Wheel = Measuring Wheel | No. = number | Pres. Rating = Pressure Rating | Red. = Reducer | R. = Right
 SBR = Saw Bar Rescue | Str. = Straight | Stump treatm. = Stump treatment | Tot. = Total | U. = Upper | WEOPI = WEO Plug-In

Hose no.	Connections		Fittings		Ferrules	Length	Hose type			Note
	Connection 1	Connection 2	Fitting 1	Fitting 2			Part no.	Size	Pres. Rating	
615051	Hose guard					0 mm	2"			
	L. Roller arm									
615051	Hose guard					0 mm	2"			
	R. Roller arm									
615050	Hose guard					0 mm	1"			
	Felling link									
648431	R. Manifold S2 PCA		BSP -04 Banjo		601539	280 mm	1/4"		615091	
	R. Manifold S3 PCA		BSP -04 Banjo		601539	229 mm	290 bar		EN 857 1SC	
648432	R. Manifold S2 XB		ORFS -04 90		601539	285 mm	1/4"		615091	
	R. Manifold S3 XB		ORFS -04 90		601539	225 mm	290 bar		EN 857 1SC	
648443	Meas. Wheel cyl. Grease		ORFS -04 90		601539	176 mm	1/4"		615091	
	Grease point frame		ORFS -04 90		601539	116 mm	290 bar		EN 857 1SC	
648444	L. Manifold T4		ORFS -04 90		601539	690 mm	1/4"		615091	
	U. Knife cyl. A		ORFS -04 45		601539	620 mm	290 bar		EN 857 1SC	
648445	L. Manifold A61		ORFS -04 90		601539	665 mm	1/4"		615091	
	U. Knife cyl. B		ORFS -04 45		601539	600 mm	290 bar		EN 857 1SC	
648446	Grease point frame		BSP -02 Banjo		601539	240 mm	1/4"		615091	
	Lo. Knife cyl. A		BSP -02 Banjo		601539	189 mm	290 bar		EN 857 1SC	
648499	R. Manifold S4 PS		ORFS -04 45		601539	2070 mm	1/4"		615091	
	Super Greasy P		ORFS -04 90		601539	2000 mm	290 bar		EN 857 1SC	
648500	Super Greasy DR		ORFS -04 90		601539	2170 mm	1/4"		615091	
	R. Manifold S4 TP4		ORFS -04 45		601539	2100 mm	290 bar		EN 857 1SC	

Hose kit Log Max 7000XTTS-2020Language **en****General Hose Kit**Part No. **648400/371032**From Head no. **371032**

V. 221019

Crimp. = Crimp diameter | cyl. = cylinder | Ex. = External | L. = Left | Lo. = Lower | Mani. = Manifold
 Meas. Wheel = Measuring Wheel | No. = number | Pres. Rating = Pressure Rating | Red. = Reducer | R. = Right
 SBR = Saw Bar Rescue | Str. = Straight | Stump treatm. = Stump treatment | Tot. = Total | U. = Upper | WEOPi = WEO Plug-In

Hose no.	Connections		Fittings		Ferrules	Length	Hose type			Note	
	Connection 1	Connection 2	Fitting 1	Part no.			Part no.	Size	Pres. Rating		Standard
			Fitting 2								
648600	Super Greasy		BSP -04 Banjo	601532	601539	760 mm	1/4"	615091			
	Manifold 2		ORFS -04 45	601525	601539	700 mm	290 bar	EN 857 1SC			
648601	Manifold 1		ORFS -04 90	601522	601539	790 mm	1/4"	615091			
	Swivel L		ORFS -04 90	601522	601539	730 mm	290 bar	EN 857 1SC			
648602	Swivel L		ORFS -04 Str.	601194	601539	625 mm	1/4"	615091			
	Saw bar holder		ORFS -04 45	601525	601539	560 mm	290 bar	EN 857 1SC			
648603	Manifold 3		ORFS -04 90	601522	601539	3570 mm	1/4"	615091			
	Saw motor R		ORFS -04 90	601522	601539	3500 mm	290 bar	EN 857 1SC			
648626	Grease point frame		ORFS -04 90	601522	601539	240 mm	1/4"	615091			
	L. Knife cyl. A		BSP -06 Banjo	601146	601539	175 mm	290 bar	EN 857 1SC			
648627	Grease point frame		ORFS -04 90	601522	601539	215 mm	1/4"	615091			
	R. Knife cyl. A		BSP -06 Banjo	601146	601539	150 mm	290 bar	EN 857 1SC			
648628	Grease point knife		ORFS -04 45	601525	601539	188 mm	1/4"	615091			
	R. Knife cyl. B		ORFS -04 90	601522	601539	120 mm	290 bar	EN 857 1SC			
648629	Grease point knife		ORFS -04 45	601525	601539	188 mm	1/4"	615091			
	L. Knife cyl. B		ORFS -04 90	601522	601539	120 mm	290 bar	EN 857 1SC			
648430	Air bleed oil tank		ORFS -04 90	601522	601125	1055 mm	1/4"	615071			
			BSP -04 Str. Ex.	601159	601125	1000 mm	450 bar	EN 857 2SC			
648435	R. Manifold S1 PM2		ORFS -04 45	601525	601125	525 mm	1/4"	615071			
	L. Manifold PS		ORFS -04 90	601522	601125	459 mm	450 bar	EN 857 2SC			
648436	L. Manifold DR		ORFS -04 Str.	601521	601125	490 mm	1/4"	615071			
	R. Manifold S4 TP3		ORFS -04 45	601525	601125	429 mm	450 bar	EN 857 2SC			

Hose kit Log Max 7000XTS-2020

General Hose Kit

From Head no. 371032

Language **en**

Part No. **648400/371032**

V. 221019

Crimp. = Crimp diameter | cyl. = cylinder | Ex. = External | L. = Left | Lo. = Lower | Mani. = Manifold
 Meas. Wheel = Measuring Wheel | No. = number | Pres. Rating = Pressure Rating | Red. = Reducer | R. = Right
 SBR = Saw Bar Rescue | Str. = Straight | Stump treatm. = Stump treatment | Tot. = Total | U. = Upper | WEOPI = WEO Plug-In

Hose no.	Connections		Fittings		Ferrules	Length	Hose type			Note		
	Connection 1	Connection 2	Fitting 1	Fitting 2			Part no.	Total	Size		Hose type	
											Part no.	Standard
648442	R. Manifold S4 PS2		ORFS -04 90		601522	435 mm	1/4"	615071				
	Meas. Wheel cyl. B		ORFS -04 45		601525	369 mm	450 bar	EN 857 2SC				
648634	L. Manifold P2		ORFS -04 90		601522	750 mm	1/4"	615071		290°		
	Test Point P2		ORFS -04 45		601525	680 mm	450 bar	EN 857 2SC				
648635	L. Manifold SM		ORFS -04 90		601522	760 mm	1/4"	615071		290°		
	Test Point SM		ORFS -04 45		601525	690 mm	450 bar	EN 857 2SC				
648440	L. Manifold B51		BSP -06 90		601161	320 mm	3/8"	615072				
	Accumulator		BSP -06 90		601161	252 mm	385 bar	EN 857 2SC				
648441	Accumulator		BSP -06 Str.		601151	380 mm	3/8"	615072				
	Meas. Wheel cyl. A		BSP -06 45		601176	312 mm	385 bar	EN 857 2SC				
648449	R. Manifold S6 B		ORFS -06 90		601542	472 mm	3/8"	615072				
	R. Knife cyl. B		ORFS -06 90		601542	400 mm	385 bar	EN 857 2SC				
648450	R. Manifold S6 B		ORFS -06 Str.		601541	455 mm	3/8"	615072				
	L. Knife cyl. B		ORFS -06 90		601542	392 mm	385 bar	EN 857 2SC				
648451	R. Manifold S6 A		ORFS -06 45		601545	575 mm	3/8"	615072				
	L. Knife cyl. A		BSP -06 Banjo		601148	510 mm	385 bar	EN 857 2SC				
648452	R. Manifold S6 A		ORFS -06 90		601542	685 mm	3/8"	615072				
	R. Knife cyl. A		BSP -06 Banjo		601148	620 mm	385 bar	EN 857 2SC				
648457	L. Manifold B43		ORFS -06 90		601543	300 mm	3/8"	615072				
	Accumulator		ORFS -06 90		601543	228 mm	385 bar	EN 857 2SC				
648458	L. Manifold A42		ORFS -06 90		601542	935 mm	3/8"	615072				
	L. Roller arm cyl. B		ORFS -06 Str.		601541	870 mm	385 bar	EN 857 2SC				

Hose kit Log Max 7000XTTS-2020

General Hose Kit

From Head no. 371032

Language **en**

Part No. **648400/371032**

V. 221019

Crimp. = Crimp diameter | cyl. = cylinder | Ex. = External | L. = Left | Lo. = Lower | Mani. = Manifold
 Meas. Wheel = Measuring Wheel | No. = number | Pres. Rating = Pressure Rating | Red. = Reducer | R. = Right
 SBR = Saw Bar Rescue | Str. = Straight | Stump treatm. = Stump treatment | Tot. = Total | U. = Upper | WEOPi = WEO Plug-In

Hose no.	Connections		Fittings		Ferrules Part no.	Length Total Cut	Hose type			Note	
	Connection 1	Connection 2	Fitting 1	Fitting 2			Part no.	Size	Part no.		
									Pres. Rating		Standard
648459	L. Manifold B42		ORFS -06 90		601542	780 mm	3/8"	615072	615072	250°	
	L. Roller arm cyl. A		ORFS -06 90		601542	700 mm	385 bar	EN 857 2SC	EN 857 2SC		
648460	L. Manifold B41		ORFS -06 90		601542	1080 mm	3/8"	615072	615072		
	R. Roller arm cyl. A		ORFS -06 90		601542	1010 mm	385 bar	EN 857 2SC	EN 857 2SC		
648461	L. Manifold A43		ORFS -06 90		601542	1410 mm	3/8"	615072	615072		
	R. Roller arm cyl. B		ORFS -06 Str.		601541	1350 mm	385 bar	EN 857 2SC	EN 857 2SC		
648464	R. Manifold S1 DR1		ORFS -06 90		601542	680 mm	3/8"	615072	615072		
	R. Roller motor DR		ORFS -06 90		601542	610 mm	385 bar	EN 857 2SC	EN 857 2SC		
648467	R. Manifold S1 DR2		ORFS -06 45		601545	1180 mm	3/8"	615072	615072		
	L. Roller motor DR		ORFS -06 90		601542	1100 mm	385 bar	EN 857 2SC	EN 857 2SC		
648492	L. Manifold A33		ORFS -06 45		601545	1170 mm	3/8"	615072	615072		
	Felling link cyl. A		ORFS -06 Str.		601541	1100 mm	385 bar	EN 857 2SC	EN 857 2SC		
648493	L. Manifold B3		ORFS -06 45		601545	1170 mm	3/8"	615072	615072		
	Felling link cyl. B		ORFS -06 Str.		601541	1100 mm	385 bar	EN 857 2SC	EN 857 2SC		
648604	Protective hose		M 20 Str. Ex.		601551	828 mm	3/8"	615072	615072	Find End, Laser	
	Find End					800 mm	385 bar	EN 857 2SC	EN 857 2SC		
648433	R. Manifold S1 PR		ORFS -08 Str.		601099	315 mm	1/2"	615073	615073		
	L. Manifold P3		ORFS -08 90		601568	241 mm	345 bar	EN 857 2SC	EN 857 2SC		
648434	R. Manifold S1 TR		ORFS -08 Str.		601099	315 mm	1/2"	615073	615073		
	L. Manifold T3		ORFS -08 90		601568	241 mm	345 bar	EN 857 2SC	EN 857 2SC		
648447	R. Manifold S5 B		ORFS -08 90		601098	1800 mm	1/2"	615073	615073		
	Lower Knife cyl. B		ORFS -08 Str.		601099	1730 mm	345 bar	EN 857 2SC	EN 857 2SC		

Hose kit Log Max 7000XTS-2020

General Hose Kit

From Head no. 371032

Language en

Part No. 648400/371032

V. 221019

Crimp. = Crimp diameter | cyl. = cylinder | Ex. = External | L. = Left | Lo. = Lower | Mani. = Manifold
 Meas. Wheel = Measuring Wheel | No. = number | Pres. Rating = Pressure Rating | Red. = Reducer | R. = Right
 SBR = Saw Bar Rescue | Str. = Straight | Stump treatm. = Stump treatment | Tot. = Total | U. = Upper | WEOPI = WEO Plug-In

Hose no.	Connections		Fittings		Ferrules	Length	Hose type			Note	
	Connection 1	Connection 2	Fitting 1	Fitting 2			Part no.	Total	Size		Part no.
648448	R. Manifold S5 A		ORFS -08 90		601098	1390 mm	1/2"	615073			
	Lower Knife cyl. A		ORFS -08 45		601114	1300 mm	345 bar	EN 857 2SC			
648465	R. Manifold S3 B		ORFS -12 45°		601377	1310 mm	3/4"	615005			
	L. Roller motor A		ORFS -12 Str.		601284	1210 mm	375 bar	EN 857 2SC			
648466	R. Manifold S3 A		ORFS -12 45°		601377	1210 mm	3/4"	615005			
	L. Roller motor B		ORFS -12 Str.		601284	1110 mm	375 bar	EN 857 2SC			
648632	R. Manifold S2 B		ORFS -12 90°		601394	705 mm	3/4"	615005			
	R. Roller motor B		ORFS -12 Str.		601284	600 mm	375 bar	EN 857 2SC			
648633	R. Manifold S2 A		ORFS -12 90°		601394	725 mm	3/4"	615005			
	R. Roller motor A		ORFS -12 Str.		601284	620 mm	375 bar	EN 857 2SC			

Hose kit Log Max 7000XTTS-2020Language **en****Saw 611 F12-60**Part No. **648401/371003**

From Head no. 371003

V. 221019

Crimp. = Crimp diameter | cyl. = cylinder | Ex. = External | L. = Left | Lo. = Lower | Mani. = Manifold
 Meas. Wheel = Measuring Wheel | No. = number | Pres. Rating = Pressure Rating | Red. = Reducer | R. = Right
 SBR = Saw Bar Rescue | Str. = Straight | Stump treatm. = Stump treatment | Tot. = Total | U. = Upper | WEOPI = WEO Plug-In

Hose no.	Connections		Fittings		Ferrules Part no.	Length Total Cut	Hose type		Note
	Connection 1	Connection 2	Fitting 1	Part no.			Size Pres. Rating	Part no. Standard	
			Fitting 2	Part no.					
648487	Saw motor DR	Check valve	ORFS -06 90	601542	601121	675 mm	3/8"	615072	
			ORFS -06 Str.	601541	601121	610 mm	385 bar	EN 857 2SC	
648488	Check valve	R. Manifold S1 DR3	ORFS -06 Str.	601541	601121	1350 mm	3/8"	615072	
			ORFS -06 45	601545	601121	1280 mm	385 bar	EN 857 2SC	
648491	L. Manifold B1	Saw bar feed cyl. A	ORFS -06 45	601545	601121	1790 mm	3/8"	615072	
			ORFS -06 45	601545	601121	1710 mm	385 bar	EN 857 2SC	
648623	L. Manifold A1	Restrictor check valve	ORFS -06 45	601545	601121	170 mm	3/8"	615072	
			ORFS -06 45	601545	601121	92 mm	385 bar	EN 857 2SC	
648624	Restrictor check valve	Saw bar feed cyl. B	ORFS -06 45	601545	601121	1807 mm	3/8"	615072	
			ORFS -06 Str.	601541	601121	1740 mm	385 bar	EN 857 2SC	
648486	Saw motor valve A	R. Manifold S1 T4	ORFS -12 Str.	601284	601123	1550 mm	3/4"	615074	
			ORFS -12 45°	601377	601123	1450 mm	280 bar	EN 857 2SC	
648485	R. Manifold S1 Psaw	Saw motor A	ORFS -12 45°	601377	601371	1460 mm	3/4"	615005	
			ORFS -12 Str.	601284	601371	1360 mm	375 bar	EN 857 2SC	

Hose kit Log Max 7000XTS-2020

Top saw

From Head no. 371006

Language en

Part No. 648402/371006

V. 221019

Crimp. = Crimp diameter | cyl. = cylinder | Ex. = External | L. = Left | Lo. = Lower | Mani. = Manifold
 Meas. Wheel = Measuring Wheel | No. = number | Pres. Rating = Pressure Rating | Red. = Reducer | R. = Right
 SBR = Saw Bar Rescue | Str. = Straight | Stump treatm. = Stump treatment | Tot. = Total | U. = Upper | WEOPI = WEO Plug-In

Hose no.	Connections		Fittings		Ferrules	Length	Hose type			Note	
	Connection 1	Connection 2	Fitting 1	Fitting 2			Part no.	Total	Size		Part no.
648480	R. Manifold S4 PS		ORFS -04 45		601525	601539	270 mm	1/4"	615091		
	Manifold PS1		ORFS -04 90		601522	601539	204 mm	290 bar	EN 857 1SC		
648481	Manifold PCT2		ORFS -04 90		601522	601539	580 mm	1/4"	615091		
	Saw motor S		ORFS -04 90		601522	601539	520 mm	290 bar	EN 857 1SC		
648484	Grease point frame		ORFS -04 90		601522	601539	660 mm	1/4"	615091		
	Saw motor T		ORFS -04 90		601522	601539	600 mm	290 bar	EN 857 1SC		
648478	Saw motor DR		ORFS -06 90		601542	601121	665 mm	3/8"	615072		
	Manifold DR2		ORFS -06 45		601545	601121	590 mm	385 bar	EN 857 2SC		
648479	Manifold DR2		ORFS -06 90		601542	601121	545 mm	3/8"	615072		
	R. Manifold S1 DR5		ORFS -06 90		601542	601121	473 mm	385 bar	EN 857 2SC		
648483	Manifold B		ORFS -06 90		601543	601121	435 mm	3/8"	615072		
	Saw bar feed cyl. B		ORFS -06 Str.		601541	601121	372 mm	385 bar	EN 857 2SC		
648642	Manifold A		ORFS -06 90		601542	601121	270 mm	3/8"	615072		
	Restrictor check valve		ORFS -06 Str.		601541	601121	200 mm	385 bar	EN 857 2SC		
648643	Restrictor check valve		ORFS -06 90		601542	601121	325 mm	3/8"	615072		
	Saw bar feed cyl. A		ORFS -06 Str.		601541	601121	260 mm	385 bar	EN 857 2SC		
648474	R. Manifold S6 P2		ORFS -08 90		601568	601122	495 mm	1/2"	615073		
	Saw motor A		SAE6 -12 90		601400	601122	411 mm	345 bar	EN 857 2SC		
648644	R. Manifold S6 P2		ORFS -08 Str.		601099	601122	465 mm	1/2"	615073		
	Manifold P		ORFS -08 Str.		601099	601122	400 mm	345 bar	EN 857 2SC		
648645	Saw motor B		SAE6 -12 90		601400	601122	660 mm	1/2"	615073		
	Manifold SR		ORFS -08 Str.		601099	601122	580 mm	345 bar	EN 857 2SC		

Hose kit Log Max 7000XTTS-2020

Language **en**

Top saw

Part No. **648402/371006**

From Head no. **371006**

V. 221019

Crimp. = Crimp diameter | cyl. = cylinder | Ex. = External | L. = Left | Lo. = Lower | Mani. = Manifold
 Meas. Wheel = Measuring Wheel | No. = number | Pres. Rating = Pressure Rating | Red. = Reducer | R. = Right
 SBR = Saw Bar Rescue | Str. = Straight | Stump treatm. = Stump treatment | Tot. = Total | U. = Upper | WEOPI = WEO Plug-In

Hose no.	Connections		Fittings		Ferrules		Length		Hose type			Note
	Connection 1	Connection 2	Fitting 1	Fitting 2	Part no.	Part no.	Total	Cut	Size	Pres. Rating	Part no.	
648641	Manifold T		ORFS -12 Str.		601284	601123	550 mm	550 mm	3/4"		615074	
	R. Manifold S6 T2		ORFS -12 90°		601394	601123	440 mm	440 mm	280 bar		EN 857 2SC	Hose guard

Hose kit Log Max 7000XTTS-2020

MS11

From Head no. 371006

Language en

Part No. 648403/371006

V. 221019

Crimp. = Crimp diameter | cyl. = cylinder | Ex. = External | L. = Left | Lo. = Lower | Mani. = Manifold
 Meas. Wheel = Measuring Wheel | No. = number | Pres. Rating = Pressure Rating | Red. = Reducer | R. = Right
 SBR = Saw Bar Rescue | Str. = Straight | Stump treatm. = Stump treatment | Tot. = Total | U. = Upper | WEOPI = WEO Plug-In

Hose no.	Connections		Fittings		Ferrules	Length	Hose type			Note	
	Connection 1	Connection 2	Fitting 1	Fitting 2			Part no.	Total	Size		Part no.
615051	Hose guard					0 mm	2"				
	L. Roller arm										
615051	Hose guard					0 mm	2"				
	R. Roller arm										
648470	R. Manifold S1 DR1		ORFS -06 90		601121	0 mm	3/8"	615072			
	R. Roller motor DR		ORFS -06 90	601542	601121		385 bar	EN 857 2SC			
648473	R. Manifold S1 DR2		ORFS -06 Str.	601541	601121	0 mm	3/8"	615072			
	L. Roller motor DR		ORFS -06 90	601542	601121		385 bar	EN 857 2SC			
648471	R. Manifold S3 B		ORFS -12 45	601583	601580	0 mm	3/4"	615045			
	L. Roller motor R		ORFS -12 90	601585	601580		350 bar	EN 856 4SP			
648472	R. Manifold S3 A		ORFS -12 45	601583	601580	0 mm	3/4"	615045			
	L. Roller motor L		ORFS -12 90	601585	601580		350 bar	EN 856 4SP			
648630	R. Manifold S2 B		ORFS -12 90	601582	601580	0 mm	3/4"	615045			
	R. Roller motor L		ORFS -12 90	601585	601580		350 bar	EN 856 4SP			
648631	R. Manifold S2 A		ORFS -12 90	601582	601580	0 mm	3/4"	615045			
	R. Roller motor R		ORFS -12 90	601585	601580		350 bar	EN 856 4SP			

Slangats Log Max 7000XTS-2020

Språk SV

Färgmärkningsutrustning

Artikel Nr. 648404/371001

Från agg.nr. 371001

V. 221019

cyl. = cylinder | Hö. = Höger | koppl. = kopplings | Nr. = nummer | Pressm. = Pressmått | Red. = Reducerings
 Stubbe. = Stubbehandling | Sv.matn.cyl. = Svärdräddningscylinder | Svärdrädd. = Svärdräddnings | Tot. = Total
 Vä. = Vänster | Ut. = Utvändigt | Ö. = Övre | WEOPi = Weo Plug-In

Slangnr.	Anslutningar		Kopplingar		Hylsor Artikel- nr.	Längd Total Kap	Slangtyp		Anmärkning Slangskydd	
	Anslutning 1	Anslutning 2	Koppling 1	Koppling 2			Artikel- nr.	Storlek Tryckklass		Artikelnr. Standard
648613	Vä. Block PM	Färgpump P	ORFS -04 45	ORFS -04 90	601539	0 mm	1/4"	615091		
			ORFS -04 90	ORFS -04 90	601539	290 bar	EN 857 1SC			
648614	Färgpump DR	Hö. Block TP	ORFS -04 90	ORFS -04 90	601539	0 mm	1/4"	615091		
			ORFS -04 90	ORFS -04 90	601539	290 bar	EN 857 1SC			
648615	Vä. Färgtank	Adapter 1	ORFS -04 90	ORFS -04 Rak	601539	0 mm	1/4"	615091		
			ORFS -04 Rak	ORFS -04 Rak	601539	290 bar	EN 857 1SC			
648616	Adapter 1	Färgpump C1T	ORFS -04 Rak	ORFS -04 90	601539	0 mm	1/4"	615091		
			ORFS -04 90	ORFS -04 90	601539	290 bar	EN 857 1SC			
648617	Hö. Färgtank	Adapter 2	ORFS -04 90	ORFS -04 Rak	601539	0 mm	1/4"	615091		
			ORFS -04 Rak	ORFS -04 Rak	601539	290 bar	EN 857 1SC			
648618	Adapter 2	Färgpump C2T	ORFS -04 Rak	ORFS -04 90	601539	0 mm	1/4"	615091		
			ORFS -04 90	ORFS -04 90	601539	290 bar	EN 857 1SC			
648619	Färgpump C1P	Färgblock 1	ORFS -04 90	ORFS -04 45	601539	0 mm	1/4"	615091		
			ORFS -04 45	ORFS -04 45	601539	290 bar	EN 857 1SC			
648620	Färgpump C2P	Färgblock 2	ORFS -04 90	ORFS -04 90	601539	0 mm	1/4"	615091		
			ORFS -04 90	ORFS -04 45	601539	290 bar	EN 857 1SC			

Slangats Log Max 7000XTS-2020**Keto Rotator**

Från agg.nr. 371006

Språk SV

Artikel Nr. 648405/371006

V. 221019

cyl. = cylinder | Hö. = Höger | koppl. = kopplings | Nr. = nummer | Pressm. = Pressmått | Red. = Reducering
 Stubbe. = Stubbehandling | Sv.matn.cyl. = Svärmatningscylinder | Svärdrädd. = Svärdräddnings | Tot. = Total
 Vä. = Vänster | Ut. = Utvändigt | Ö. = Övre | WEOPI = Weo Plug-In

Slangnr.	Anslutningar		Kopplingar		Hylsor Artikel- nr.	Längd Total Kap	Slangtyp		Anmärkning Slangskydd
	Anslutning 1	Anslutning 2	Koppling 1	Koppling 2			Artikelnr.	Standard	
615052					0	2100 mm			
648608	Vä. Block A2		ORFS -06 90		601542	3445 mm	3/8"	615072	
648609	Rotator A		ORFS -06 90		601542	3370 mm	385 bar	EN 857 2SC	
	Vä. Block B2		ORFS -06 90		601542	3315 mm	3/8"	615072	
	Rotator B		ORFS -06 90		601542	3240 mm	385 bar	EN 857 2SC	
648636	V. Ventil 2		ORFS -04 90		601522	480 mm	1/4"	615071	
	Mätuttag RM		ORFS -04 45		601525	410 mm	450 bar	EN 857 2SC	
648638	Vä. Rotatormotor		ORFS -04 90		601522	220 mm	1/4"	615071	
	Rotatorblock Hö. T		ORFS -04 Rak		601521	160 mm	450 bar	EN 857 2SC	
648639	Hö. Rotatormotor		ORFS -04 90		601522	220 mm	1/4"	615071	
	Rotatorblock Vä. T		ORFS -04 Rak		601521	160 mm	450 bar	EN 857 2SC	
648610	Rotator T		ORFS -04 90		601522	250 mm	1/4"	615091	
	Rotator DR		ORFS -04 90		601522	190 mm	290 bar	EN 857 1SC	
648607	Rotator D		ORFS -12 Rak		601284	2310 mm	3/4"	615083	Märkes DR
	Hö. Block S1 DR4		ORFS -12 45°		601377	2200 mm	345 bar	SAE 100 R13	
648605	Rotator P		ORFS -16 90°		601401	2320 mm	1"	615084	Märkes P
	Hö. Block S1 P		ORFS -16 Rak		601595	2200 mm	345 bar	SAE 100 R13	
648606	Rotator T		ORFS -16 90°		601401	2130 mm	1"	615084	Märkes T
	Hö. Block S1 T1		ORFS -16 Rak		601595	2010 mm	345 bar	SAE 100 R13	
648611	Skyddsslang		ORFS -16 90°		601401	2220 mm	1"	615084	Märkes EL
	EL		ORFS -16 Rak		601595	2100 mm	345 bar	SAE 100 R13	

Hose kit Log Max 7000XTTS-2020Language **en****Hose holder**Part No. **648406/371006**

From Head no. 371006

V. 221019

Crimp. = Crimp diameter | cyl. = cylinder | Ex. = External | L. = Left | Lo. = Lower | Mani. = Manifold
 Meas. Wheel = Measuring Wheel | No. = number | Pres. Rating = Pressure Rating | Red. = Reducer | R. = Right
 SBR = Saw Bar Rescue | Str. = Straight | Stump treatm. = Stump treatment | Tot. = Total | U. = Upper | WEOPi = WEO Plug-In

Hose no.	Connections		Fittings		Ferrules Part no.	Length Total Cut	Hose type			Note	
	Connection 1	Connection 2	Fitting 1	Fitting 2			Part no.	Size	Pres. Rating		Standard
615052	Hose holder	Hose guard				2500 mm					
648494	Hose holder P		ORFS -16 Str.		601277	1560 mm	1"		615084	Marked P	
	R. Manifold P		ORFS -16 Str.		601277	1450 mm	345 bar		SAE 100 R13		
648495	Hose holder T		ORFS -16 Str.		601277	1580 mm	1"		615084	Marked T	
	R. Manifold T		ORFS -16 Str.		601277	1470 mm	345 bar		SAE 100 R13		
648497	Hose holder EL		ORFS -12 Str.		601284	1600 mm	3/4"		615083	Marked EL	
	Mani. Bracket EL		ORFS -16 Str.		601587	1520 mm	345 bar		SAE 100 R13		
648625	Hose holder DR		ORFS -12 Str.		601284	0 mm	3/4"		615083	Marked DR	
	R. Manifold DR		ORFS -12 Str.		601284	1580 mm	345 bar		SAE 100 R13		

Log Max

7000XT Top Saw

Spare part
manual

371032-

en

Log Max

7000XT Top Saw

Spare part
manual

371032-

en

Log Max

7000XT Top Saw

Spare part
manual

371032-

en

Log Max

7000XT Top Saw

Spare part
manual

371032-

en

Log Max

7000XT Top Saw

Spare part
manual

371032-

en

Log Max

7000XT Top Saw

Spare part
manual

371032-

en

Log Max

7000XT Top Saw

Spare part
manual

371032-

en