


Log Max **7000C**

Spare part manual



www.logmax.com

Ver. 1.5



Stationsvägen 12 - 77013 Grangärde - SWEDEN
Phone: +46 240 59 11 00
info@logmax.com www.logmax.com

Applies to serial number: 170714-

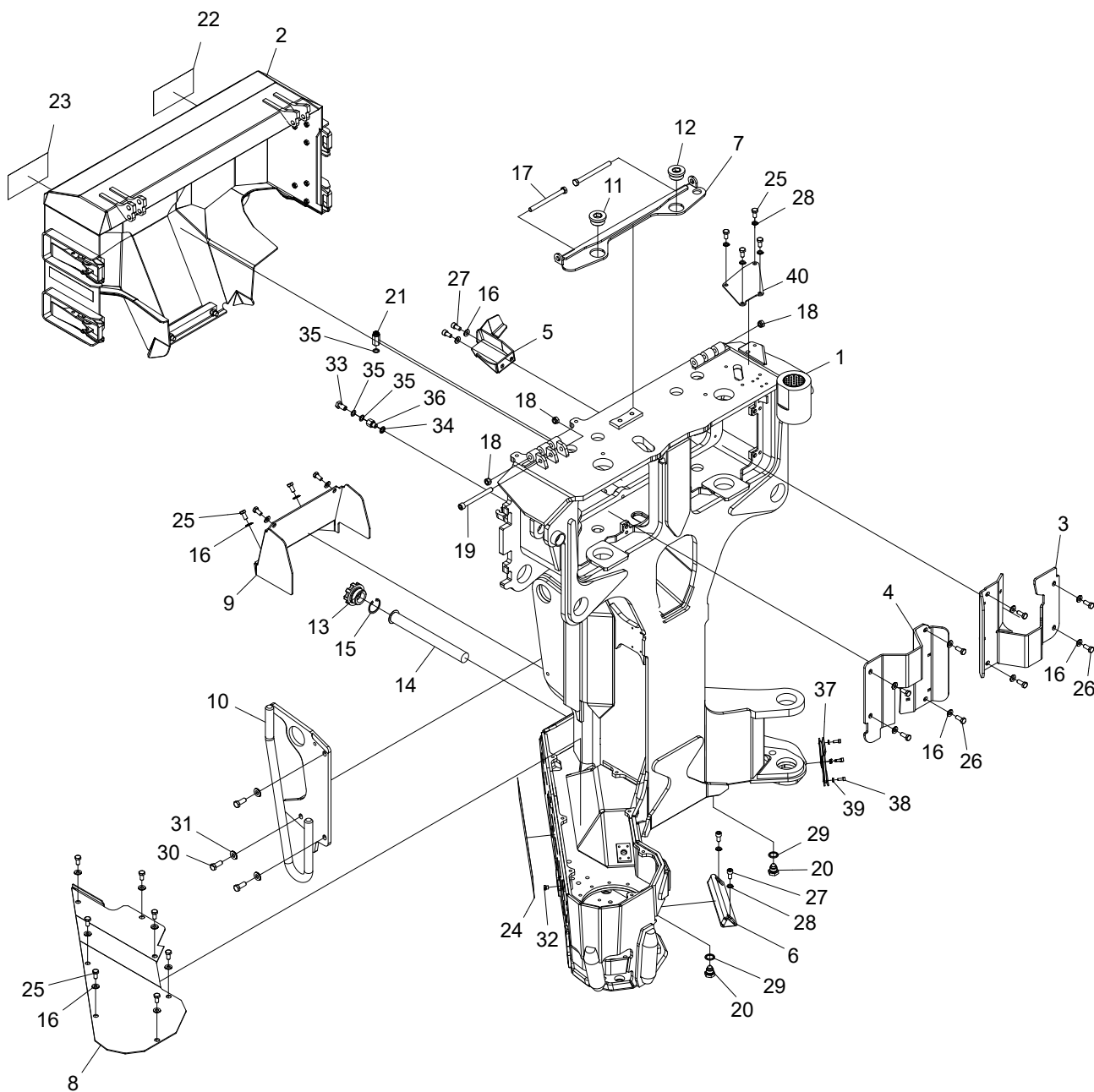
Contents

1. Frame and protection	9
Frame with protective cover.....	11
Protective cover	15
Cushioned protection plate	17
2. Delimiting unit	19
Delimiting unit.....	21
Lower delimiting knife	25
Upper delimiting knife, assembly.....	27
Upper delimiting knife	29
3. Feeding unit.....	31
Feed roller arms.....	33
Protection, Feeding unit, V12	37
Feed roller motors.....	39
Reduction gear	41
Feed roller arms.....	43
Feed roller motors.....	47
Feed rollers V12	49
Feed rollers MS11.....	51
Feed rollers eucalyptus 45°	53
4. Measuring	55
Diameter measuring	57
Length measuring, assembly.....	59
Measuring wheel arm, LM510, Dasa Forester.....	61
Measuring wheel arm, Interface	63
5. Felling unit	65
Felling unit	67
6. Saw unit	71
Saw hydraulics, 98XL #2	73
Saw unit 98XL	75
Saw unit, SC100S, 19cc.....	79
Hydraulic motor, 19cc.....	83
Saw unit, SC100S, 30cc.....	85
Hydraulic motor, 30cc.....	89
Bearing unit.....	91
Saw bar bracket	93
Saw bar bracket.....	95
Saw bar holder	97
Mechanical stop	99
Hydraulic cylinder.....	101
Hydraulic cylinder	103
Bracket	105
Encoder.....	107
Seal kit	109
Stump treatment	111
Chain lubrication - Easy Greasy	113

Easy Greasy pump.....	115
Easy Greasy pump, SC100S	117
Electrical system, saw unit.....	119
Saw 98XL, saw bar and saw chains	121
Saw bar and chain, 19cc	123
Saw bar and chain, 30cc	125
7. Rotators	127
Rotator AV17S	129
Rotator HX30 LS.....	131
Rotator control, valve, without protection bar	133
Rotator control, valve, with protection bar	135
8. Accessories	137
Bypass valve.....	139
Color marking equipment.....	141
Color marking pump.....	145
Valve	147
Color marking manifold	149
Protection bar colortanks	151
Cylinder cover.....	153
Find End, laser.....	155
Find End assembly.....	157
Fixed protective plate	159
Four point measuring.....	161
Delimiting knife.....	163
Right manifold low pressure	165
Protection bar	167
Hydraulic upper delimiting knife, assembly	169
Knife edge protection.....	171
Real Easy	173
Reinforced felling link.....	175
Hose holder.....	177
Saw dust cover	179
Snow cover.....	181
Stump treatment kit, saw 98	183
Tool set	185
9. Hydraulic system	187
Interconnection of main manifolds	189
Left manifold pre	191
Left manifold	193
Manifold.....	195
Directional valve	197
Directional valve	199
Pressure reducer valve.....	201
Right manifold assembly.....	203
Check valve	207
Check valve	209
Directional valve 24V.....	211
Directional valve 24V	213
Directional valve 24V	215

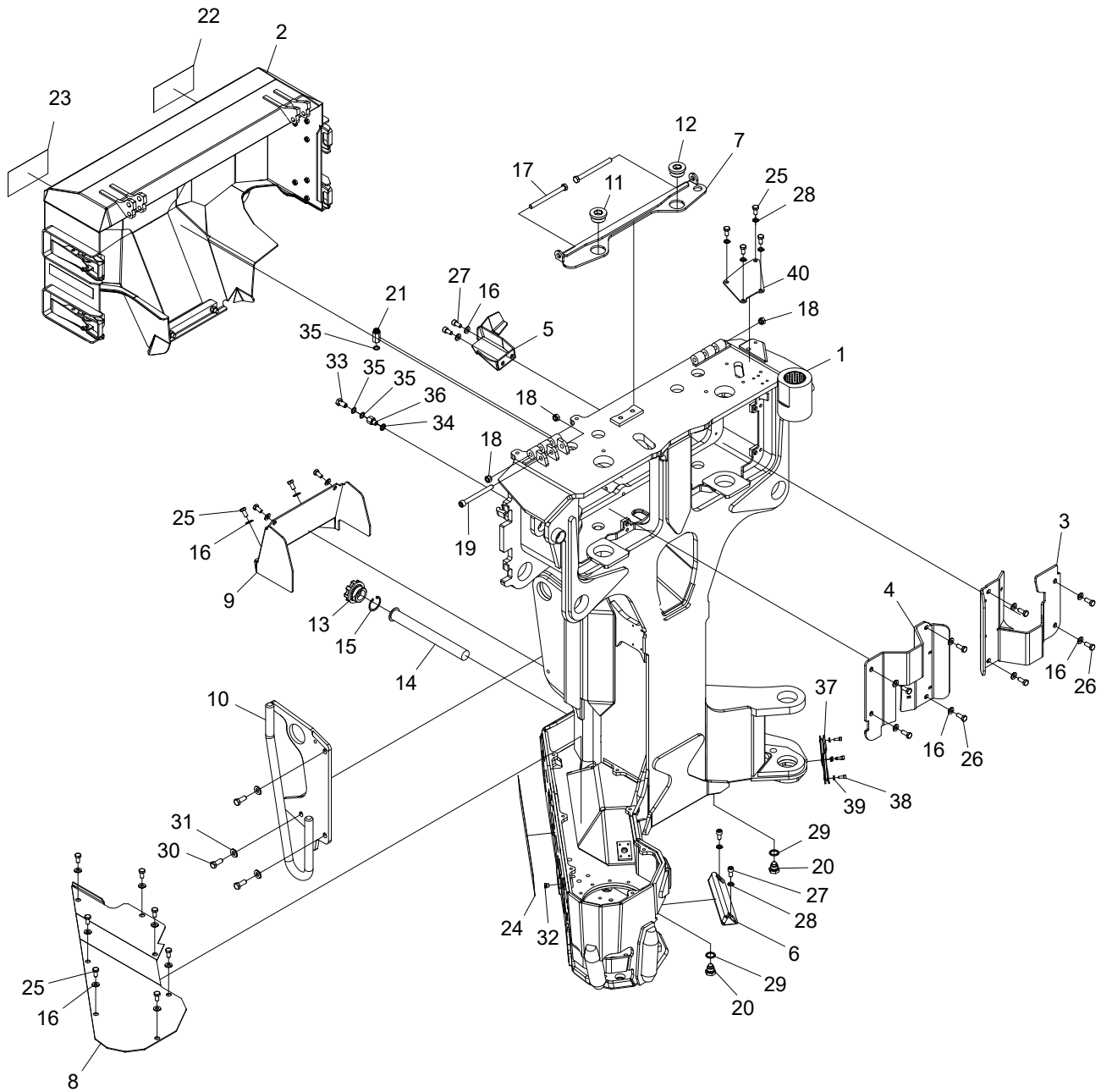
Pressure reducer valve.....	217
Pressure reducer valve.....	219
Sequence valve.....	221
Right manifold.....	223
Inlet section S01.....	225
Feed section S02.....	227
Feed section S03.....	229
Middle section S04.....	231
Knife section S05.....	233
End section S06.....	235
Feed reducer.....	237
Logic element.....	239
Pilot reducer.....	241
Relief valve.....	243
Relief valve.....	245
Relief valves.....	247
Solenoid 24V.....	249
Cylinder Ø25/16-45.....	251
Cylinder Ø25/16-45.....	253
Rod kit.....	255
Cylinder Ø40/25-106.....	257
Cylinder Ø63/40-215.....	259
Rod kit.....	261
Cylinder Ø63/40-240.....	263
Rod kit.....	265
10. Control system.....	267
Electrical system.....	269
Log Mate 510 #2.....	271
Dasa forester #2.....	273
Log Mate 510.....	275
Dasa 4 & Cabswin.....	277
Dasa Forester.....	279
Dasa Forester, Eco Log & Rottne.....	281
IT/PC & VU.....	283
Electrical system saw unit 98.....	285
Head module, LM510.....	287
Bracket, Dasa Forester.....	289
Bracket, Interface.....	291
Log Mate 510.....	293
Dasa 4 & Cabswin.....	295
Dasa Forester.....	297
IT/PC & VU.....	299
Connection box VU.....	301
Connection box IT/PC.....	303
Diameter measuring.....	305
11. Hose kits.....	307

1. Frame and protection

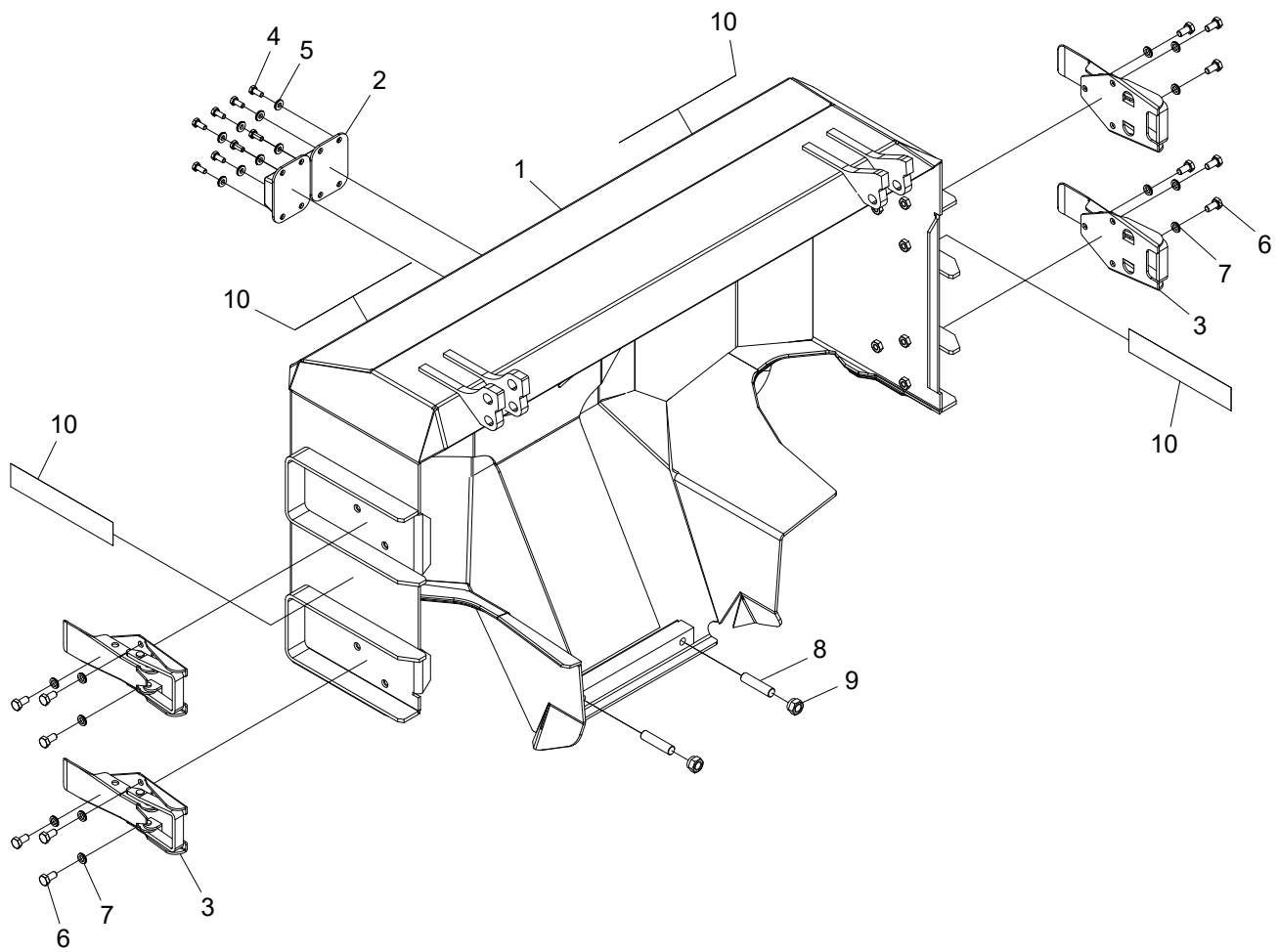


Frame with protective cover

Structure 005731C				
Pos.	Part no.	Quantity	Description	Specification
1	039104	1	Frame	
2	039112	1	Protective cover	
3	016073	1	Protection	
4	016074	1	Protection	
5	016077	1	Protection	
6	016296	1	Protection	
7	016580	1	Protection	
8	016475	1	Protection	
9	016474	1	Cover	
10	013646	1	Protective bar	
11	011537	1	Plug	1 1/4"
12	601006	1	Hex plug	1 1/4"
13	013969	1	Filler cap	
14	015351	1	Filter	
15	517238	1	Circlip	
16	503075	21	Washer	NL10 sp
17	500108	2	Screw	M12x140 8.8 FZB
18	502056	3	Nut	M12
19	501121	1	Screw	M12x120 12.9
20	015642	2	Plug	1/2"
21	015037	1	Valve	
22	519140	1	Decal	
23	519141	1	Decal	
24	519155C	1	Decal	
25	500066	15	Screw	M10x20 8.8 FZB
26	500068	8	Screw	M10x25 8.8 FZB
27	501087	4	Screw	M10x20 12.9
28	503057	6	Washer	NL10
29	601103	2	Bonded seal	1/2"
30	500091	3	Screw	M12x30 8.8 FZB
31	503076	3	Washer	NL12 sp
32	601000	1	Hex plug	1/8"
33	601060	1	Banjo screw	1/4"

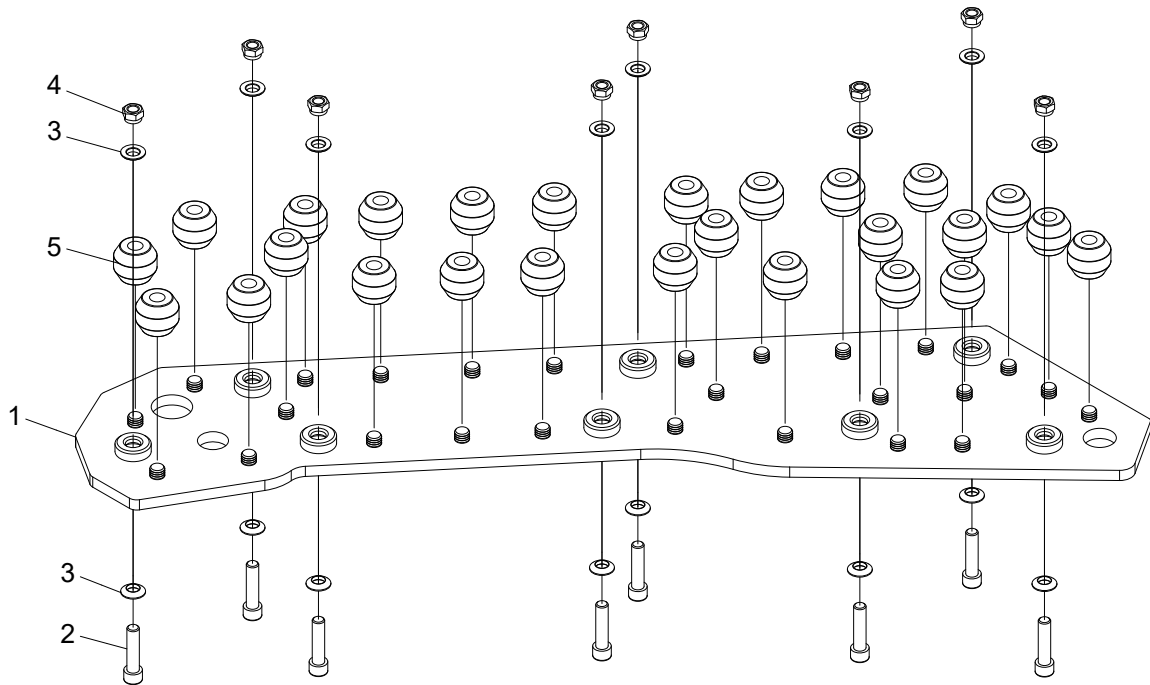


Structure				
Pos.	Part no.	Quantity	Description	Specification
34	601101	1	Bonded seal	1/4"
35	601200	3	Copper seal	13X19X1,5
36	602055	1	Adapter	BSP -04
37	017630	1	Hose protection	
38	501045	4	Screw	M6x16 12.9
39	503065	4	Washer	NL6
40	10002108	1	Plate	



Protective cover

Structure 039112				
Pos.	Part no.	Quantity	Description	Specification
1	038111	1	Protective cover	
2	014377	2	Rubber damper	
3	519085	4	Overcentre latch	
4	500022	8	Screw	M6x14 8.8 FZB
5	503073	8	Washer	NL6 sp
6	500042	12	Screw	M8x16 8.8 FZB
7	503055	12	Washer	NL8
8	513042	2	Stop screw	M12x50
9	502056	2	Nut	M12
10	519154C	4	Decal	

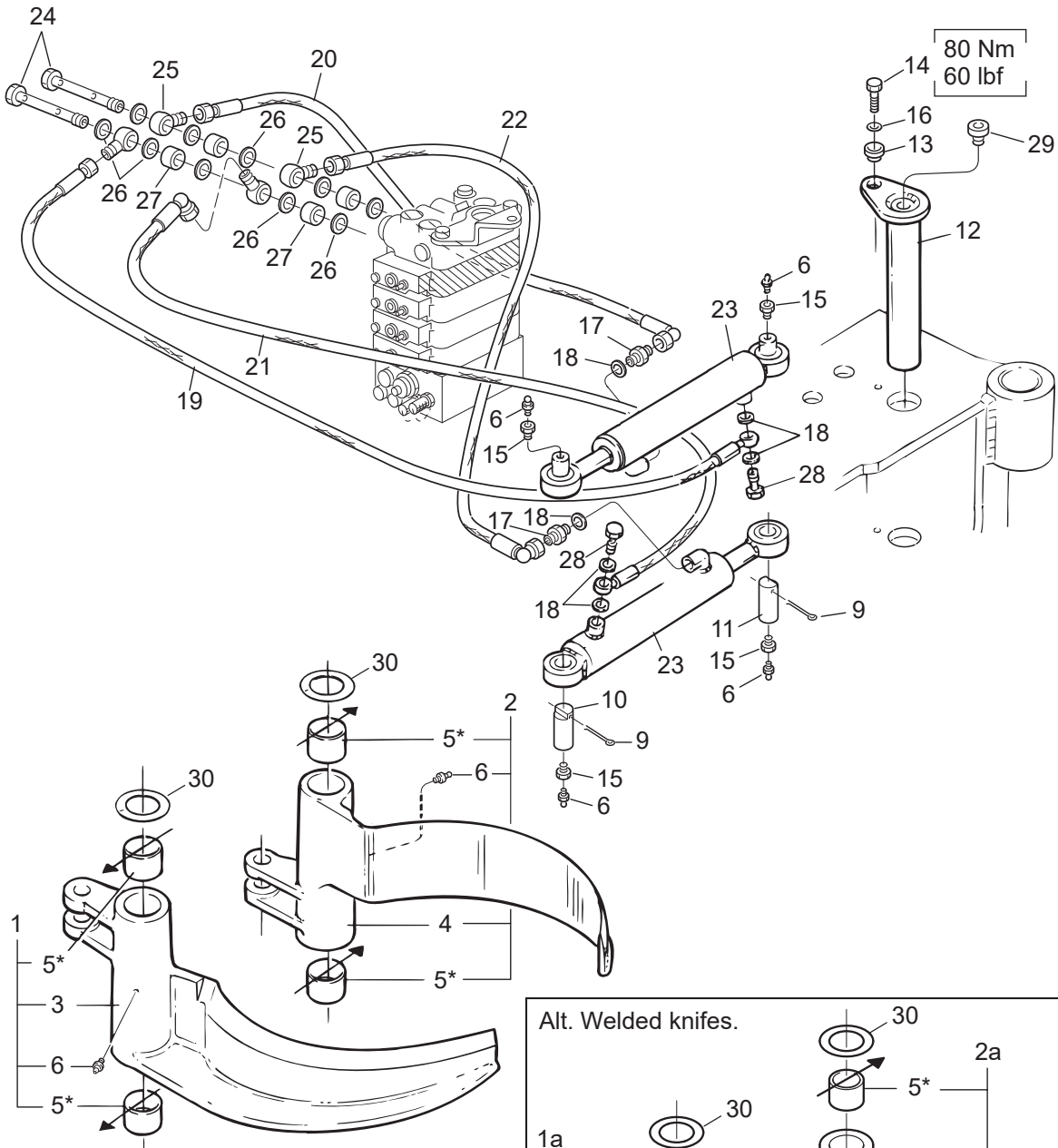


Cushioned protection plate

Structure 033744				
Pos.	Part no.	Quantity	Description	Specification
1	016828	1	Protection plate	
2	017856	8	Screw	M12x50 12.9
3	018058	16	Spherical washer	
4	502056	8	Nut	M12
5	524025	26	Rubber spring	

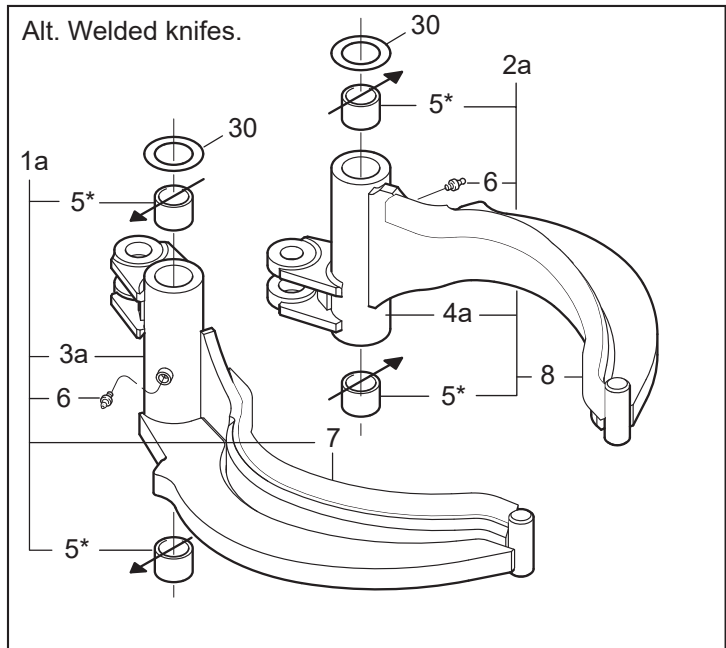
2. Delimiting unit

2. Delimiting unit



80 Nm
60 lbf

* Loctite 603

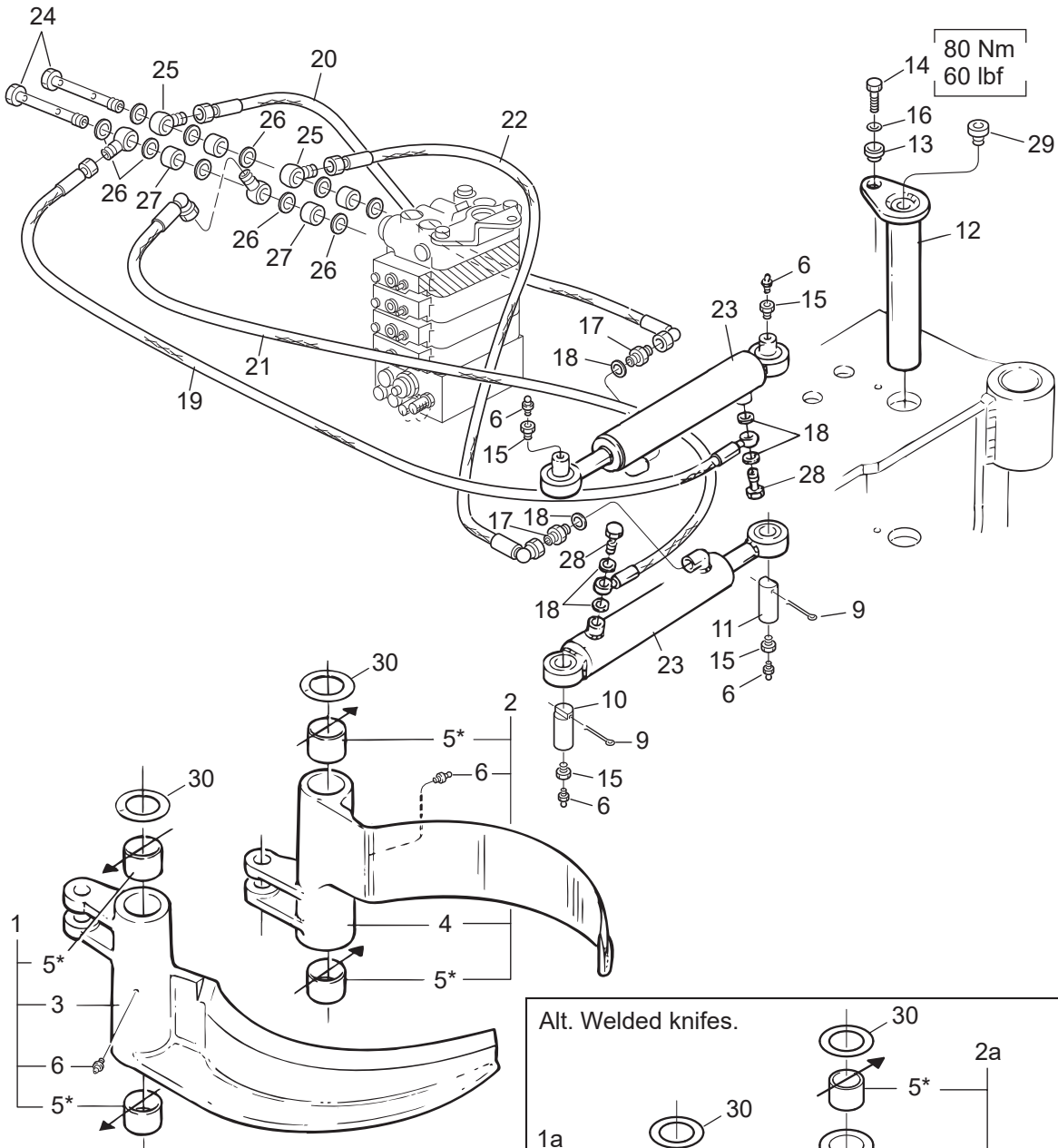


03/009

Log Max 7000C/Twin

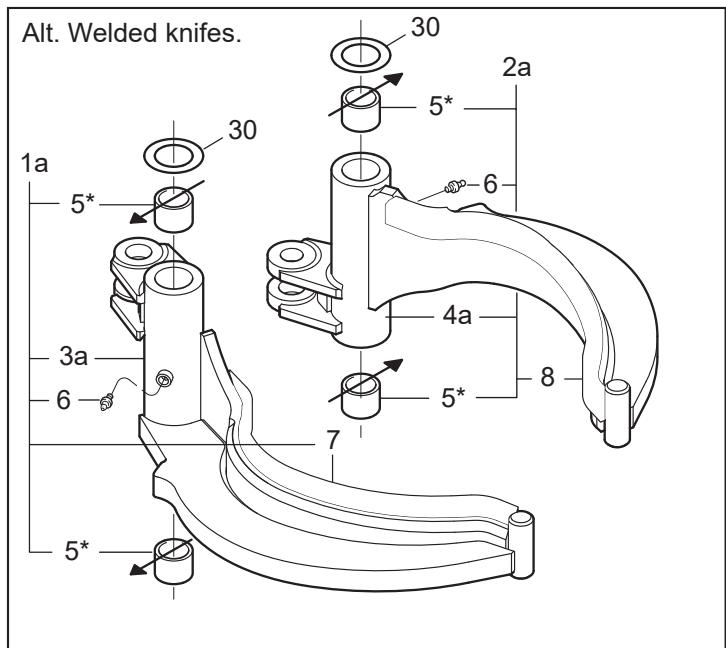
Delimiting unit

Structure 005700C / 033775				
Pos.	Part no.	Quantity	Description	Specification
1	034347	1	Delimiting knife compl.	
1a	034247	(1)	Delimiting knife	
2	034346	1	Delimiting knife compl.	
2a	034246	(1)	Delimiting knife compl.	
3	012667	1	Delimiting knife	
3a	016492	(1)	Delimiting knife	
4	012668	1	Delimiting knife	
4a	016491	(1)	Delimiting knife	
5	512029	4	Bushing	60x60
6	625000	6	Grease nipple	KR 1/8" R
7	016540	1	Knife edge	Right / Höger
8	016539	1	Knife edge	Left / Vänster
9	516002	4	Cotter pin	6.3x50
10	010605	2	Pin	Ø 32 L=79 mm
11	010604	2	Pin	Ø 32 L=102 mm
12	013780	2	Pin	Ø 60 L=354 mm
13	013872	2	Guide washer	
14	500092	2	Screw	M6S M12x30 8.8 FZB
15	602030	4	Bushing	R 1/8" – KR 3/8"
16	503060	2	Washer	M12 Nordlock
17	601032	2	Adapter	R 3/8" – R 3/8"
18	601102	6	Bonded seal	3/8"
19	645537	1	Hydraulic hose	
20	645528	1	Hydraulic hose	
21	645538	1	Hydraulic hose	
22	645529	1	Hydraulic hose	
23	018997	2	Hydraulic cylinder	
24	012476	2	Banjo screw	G 1/2" Long / Lång
25	602018	4	Banjo body	R 1/2" – R 3/8"
26	601103	10	Bonded seal	1/2"
27	012477	4	Spacer	
28	601061	2	Banjo screw	R 3/8"
29	601003	2	Hex plug	1/2" R



80 Nm
60 lbf

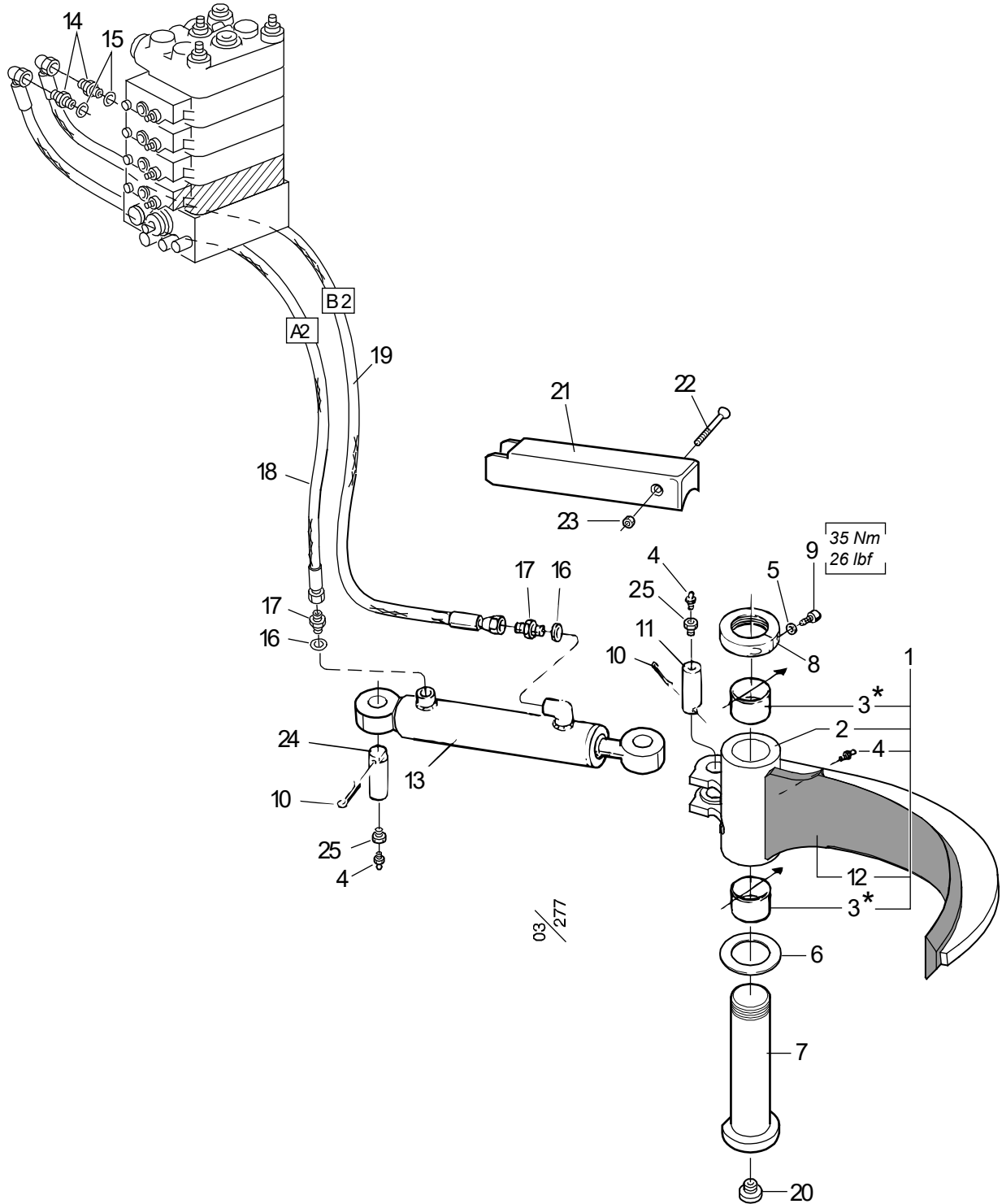
* Loctite 603



03/009

Log Max 7000C/Twin

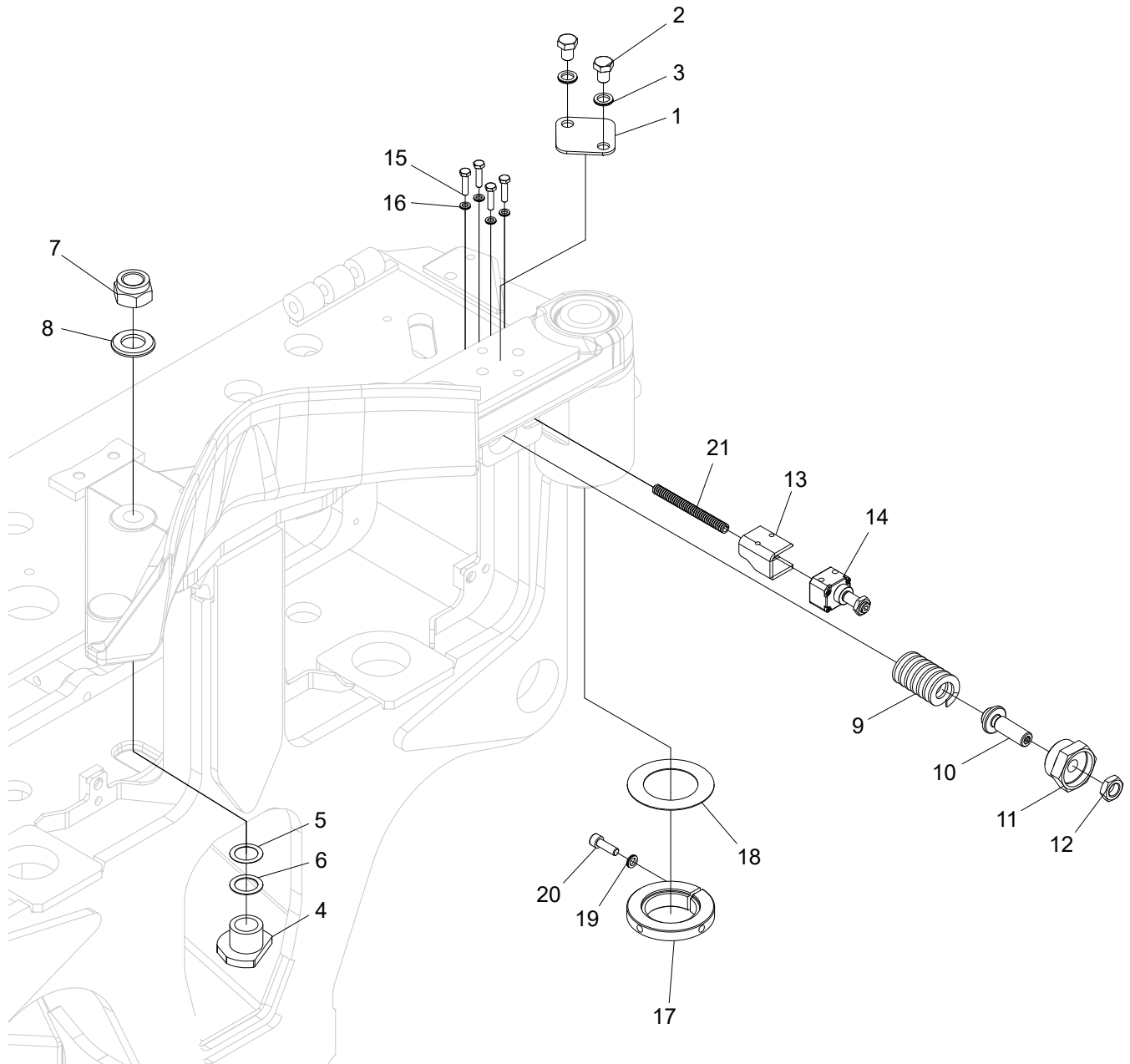
Structure				
Pos.	Part no.	Quantity	Description	Specification
30	507011	Req / Erf	Shim	63x98x0.5
	507012	Req / Erf	Shim	63x98x1.0



* Loctite 603

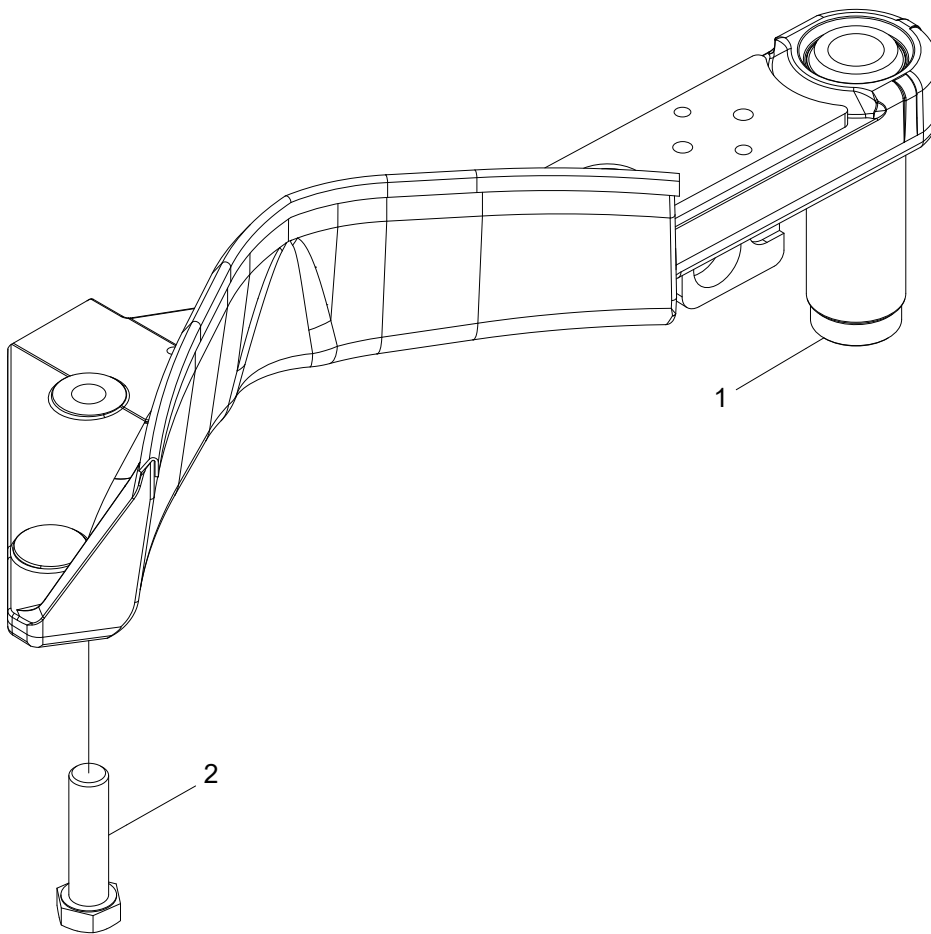
Lower delimiting knife

Structure 005702C				
Pos.	Part no.	Quantity	Description	Specification
1	039015	1	Delimiting knife compl.	
2	016599	1	Delimiting knife	
3	512029	2	Bushing	60x60
4	625000	3	Grease nipple	KR 1/8" R
5	503055	1	Washer	M8 Nordlock
6	507011	Req / Erf	Shim	63x98x0.5
6	507012	Req / Erf	Shim	63x98x1.0
7	017411	1	Pin	Ø 60 L=282 mm
8	016069	1	Threaded ring	M55
9	501070	1	Screw	MC6S 8x25 12.9
10	516002	2	Cotter pin	6.3x50
11	013729	1	Pin	Ø 32 L=90 mm
12	013806	1	Knife edge	
13	018997	1	Hydraulic cylinder	Ø 63/40 – 215
14	601033	2	Adapter	R 3/8" UF – R 1/2" UF
15	601103	2	Bonded seal	1/2"
16	601102	2	Bonded seal	3/8"
17	601032	2	Adapter	R 3/8" – R 3/8"
18	645539	1	Hydraulic hose	
19	645540	1	Hydraulic hose	
20	601003	1	Hex plug	1/2" R
21	012120	1	Cover	
22	500078	1	Screw	M6S M10x75 8.8 FZB
23	502055	1	Nut	M10 Locking Low / Låg
24	012586	1	Pin	Ø 32 L=86 mm
25	602030	2	Adapter	R 1/8" – KR 3/8"



Upper delimiting knife, assembly

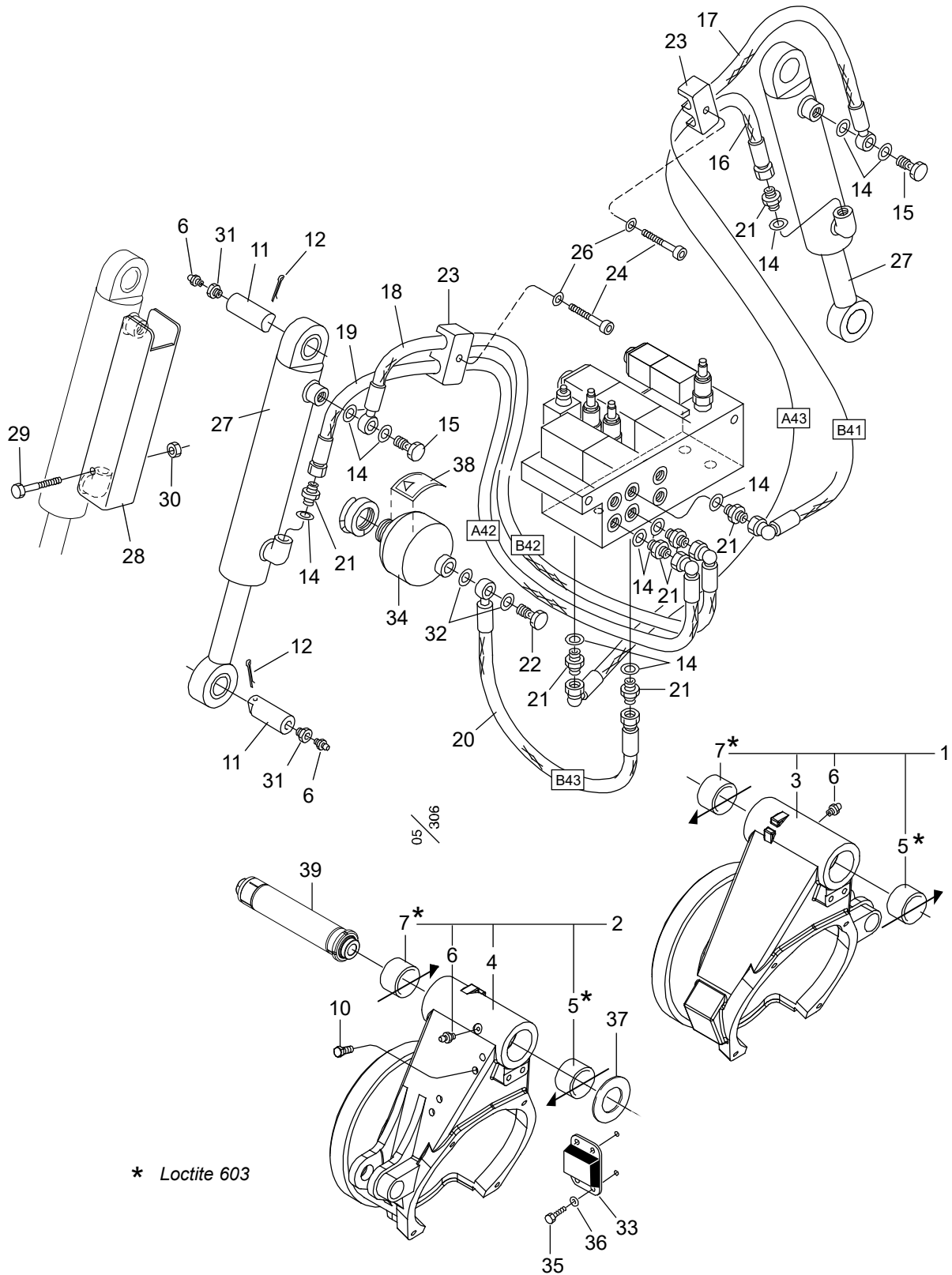
Structure 10002635				
Pos.	Part no.	Quantity	Description	Specification
1	10002141	1	Plate	
2	500087	2	Screw	M12x16
3	503060	2	Washer	NL12
4	10002525	1	Spacer	
5	015480	1	Shim	0,5 mm
6	015481	1	Shim	1,0 mm
7	502062	1	Nut	M24
8	503018	1	Washer	25x45x4 FZB
9	526031	1	Spring	
10	017282	1	Screw	
11	017281	1	Plug	
12	502706	1	Nut	M16 FZB
13	018395	1	Protective cover	
14	401289	1	Sensor	
15	500025	4	Screw	M6x25 8.8 FZB
16	503065	4	Washer	NL6
17	016712	1	Threaded ring	
18	507017	1	Shim	56x89x1
19	503055	1	Washer	NL8
20	501070	1	Screw	M8x25 12.9
21	615047		Protective hose	Ø10x6,7



Upper delimiting knife

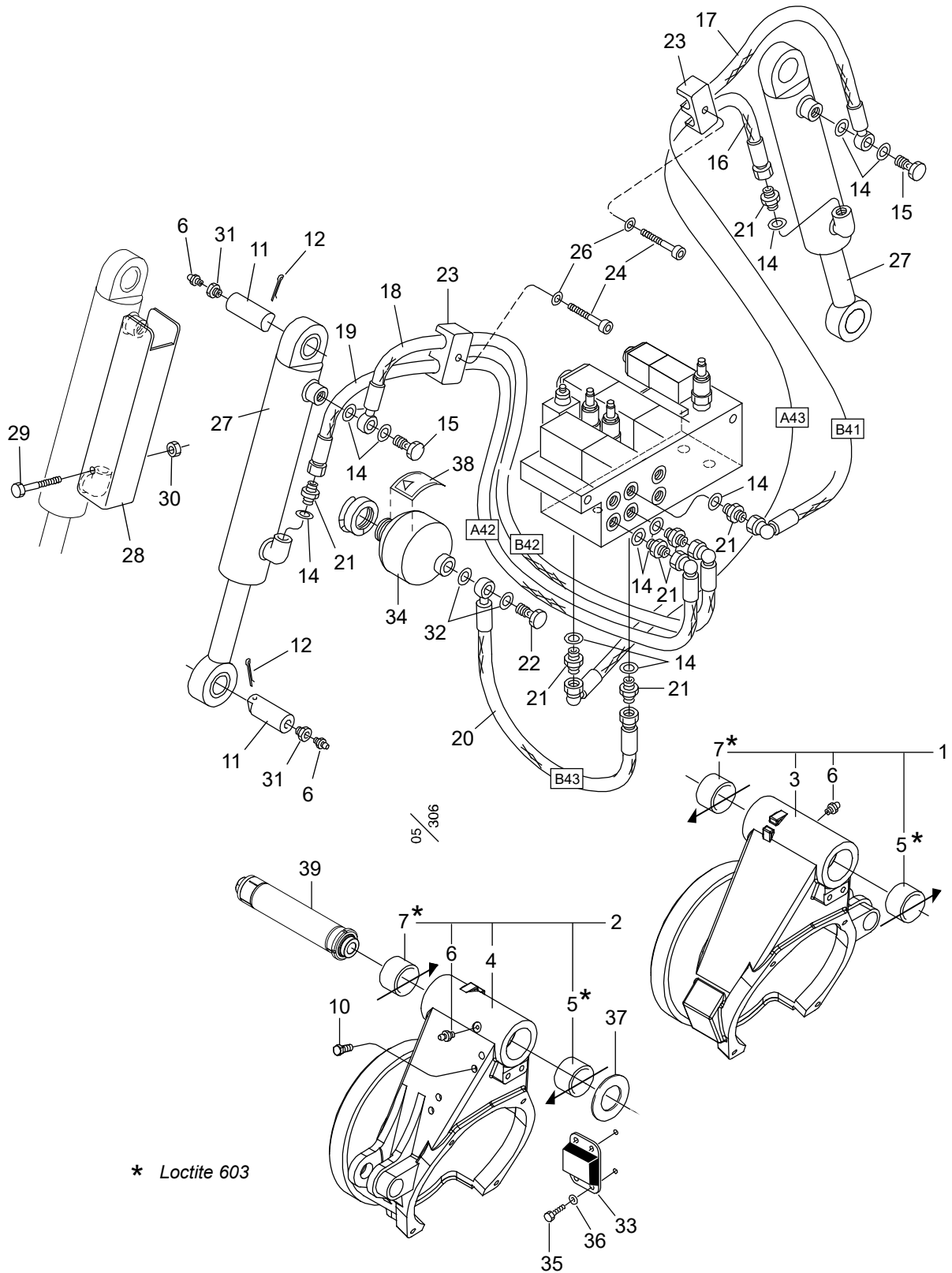
Structure 10002916				
Pos.	Part no.	Quantity	Description	Specification
1	047115	1	Delimiting knife	
2	505091	1	Screw	M24x90 10.9

3. Feeding unit

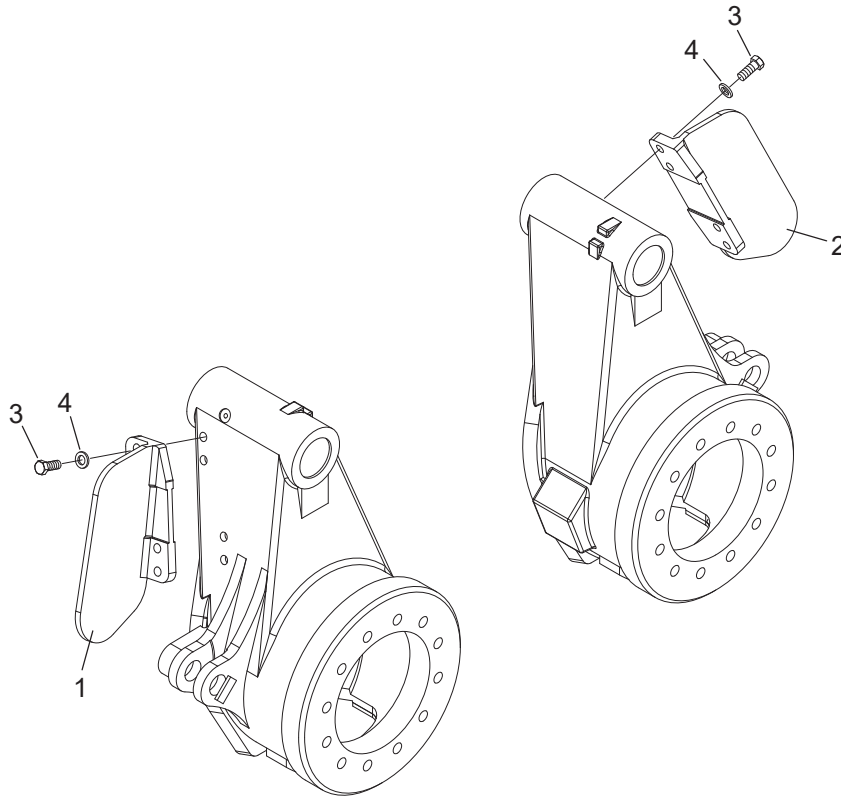


Feed roller arms

Structure 005718C-3				
Pos.	Part no.	Quantity	Description	Specification
1	10002120	1	Feed roller arm compl.	Right / Höger
2	10002118	1	Feed roller arm compl.	Left / Vänster
3	018754	1	Feed roller arm	Right / Höger
4	018753	1	Feed roller arm	Left / Vänster
5	512028	2	Bushing	60x40
6	625000	6	Grease nipple	KR 1/8" R
7	512029	2	Bushing	60x60
10	500087	8	Screw	M6S M12x16 8.8 FZB
11	012586	4	Pin	Ø 32 L=86 mm
12	516002	4	Cotter pin	6.3x50
14	601102	11	Bonded seal	3/8"
15	601061	2	Banjo screw	R 3/8"
16	645527	1	Hydraulic hose	
17	645526	1	Hydraulic hose	
18	645524	1	Hydraulic hose	
19	645525	1	Hydraulic hose	
20	645543	1	Hydraulic hose	
21	601032	7	Adapter	R 3/8" – R 3/8"
22	601062	1	Banjo screw	R 1/2"
23	016878	2	Clamp	3/8"
24	501073	2	Screw	MC6S M8x40 12.9
26	503055	2	Washer	NL8
27	018997	2	Hydraulic cylinder	Ø 63/40 – 215
28	012120	2	Cover	
29	500078	2	Screw	M6S M10x75 8.8 FZB
30	502055	2	Nut	M10 Locking Low / Låg
31	602030	4	Bushing	R 1/8" –
32	601103	2	Bonded seal	KR 3/8"
33	014377	2	Rubber damper	1/2"



Structure				
Pos.	Part no.	Quantity	Description	Specification
34	610140	1	Accumulator	0.5 L – 0 Bar Empty / Oladdad
	610141	1	Accumulator	0.5 L – 85 Bar Loaded / Laddad
35	500022	8	Screw	M6S M6x14 8.8 FZB
36	503073	8	Washer	M6 Nordlock Wide / Stor
37	507063	Req / Erf	Shim	63x98x0.25
37	507011	Req / Erf	Shim	63x98x0.5
37	507012	Req / Erf	Shim	63x98x1.0
38	519111	1	Decal	85 bar
39	518059	2	Shaft	

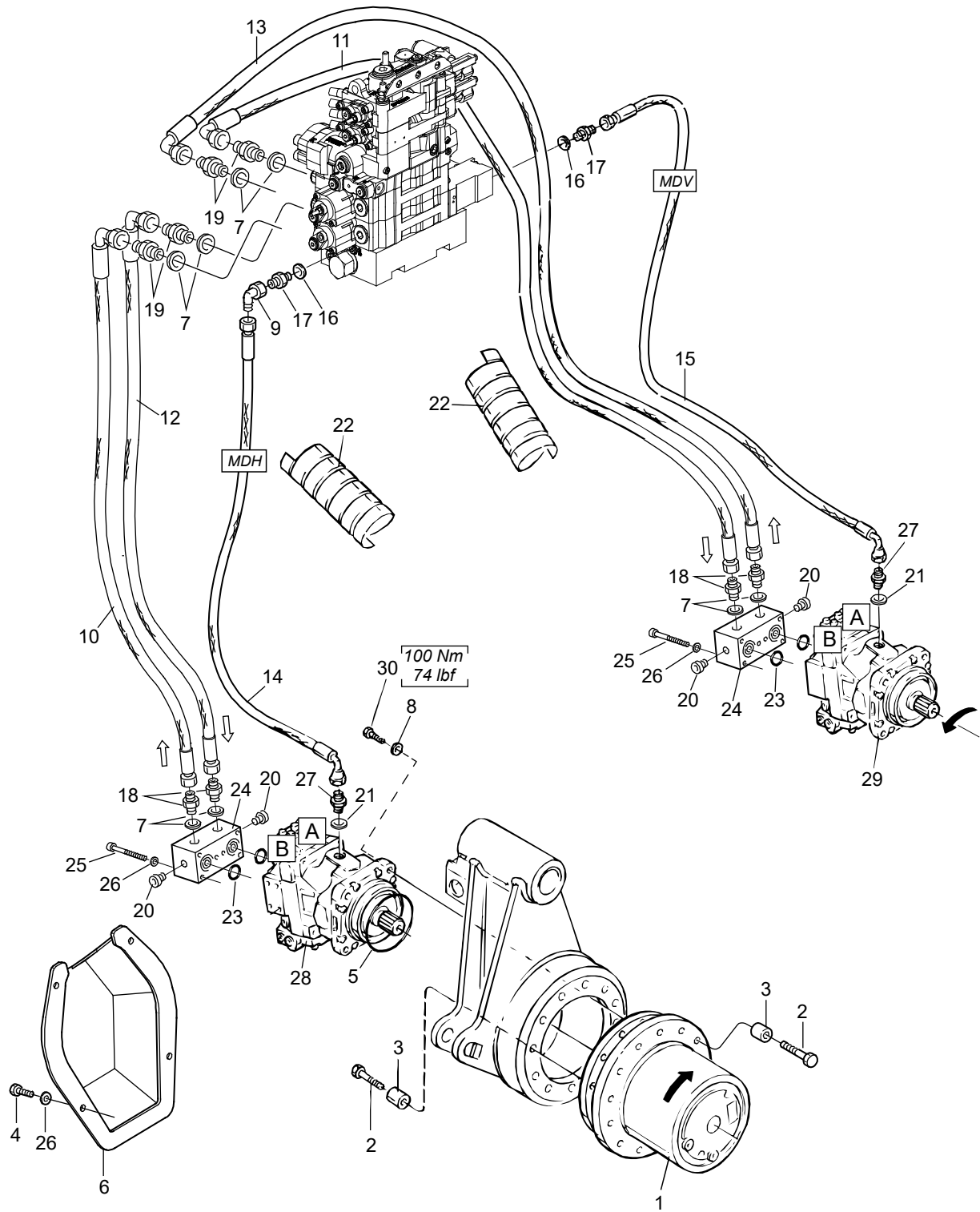


05/
018

Log Max 7000Twin - V12

Protection, Feeding unit, V12

Structure 005761-H, 005761-V				
Pos.	Part no.	Quantity	Description	Specification
1	015696	1	Protection	Right / Höger
2	015695	1	Protection	Left / Vänster
3	500091	8	Screw	M6S M12x30 8.8 FZB
4	503060	8	Washer	M12 Nordlock



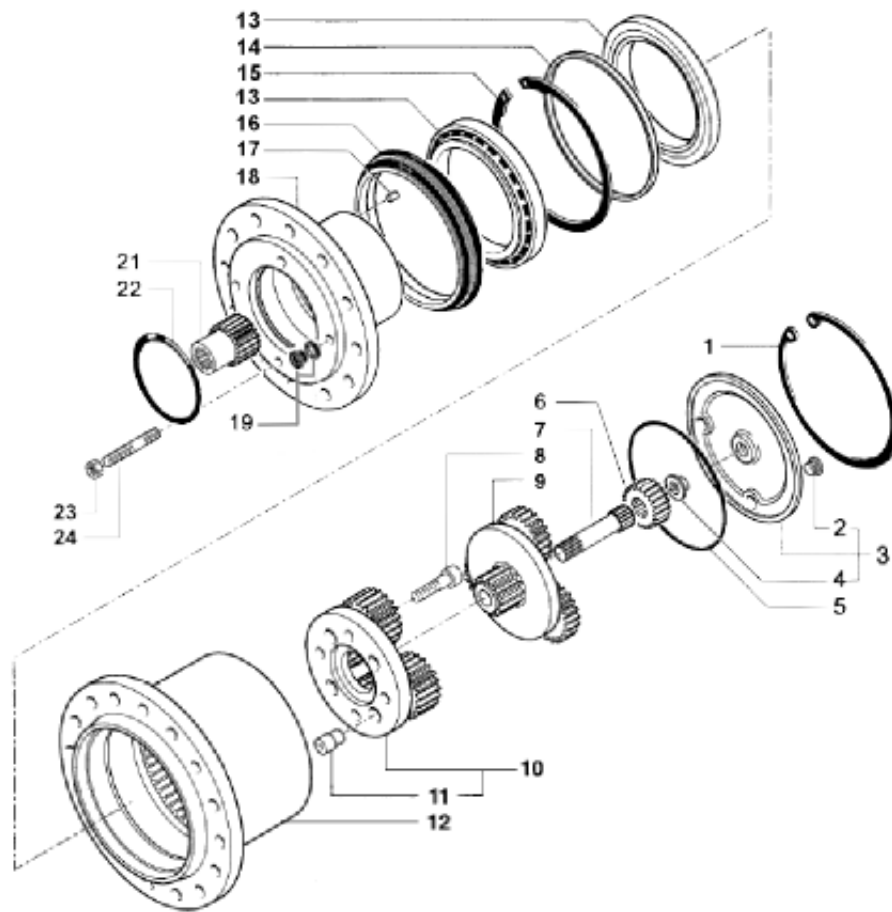
➔ Direction of rotation / Rotationsriktning
⇒ Oil flow / Oljeflöde

05/003

Log Max 7000C-V12 Hjulmotor

Feed roller motors

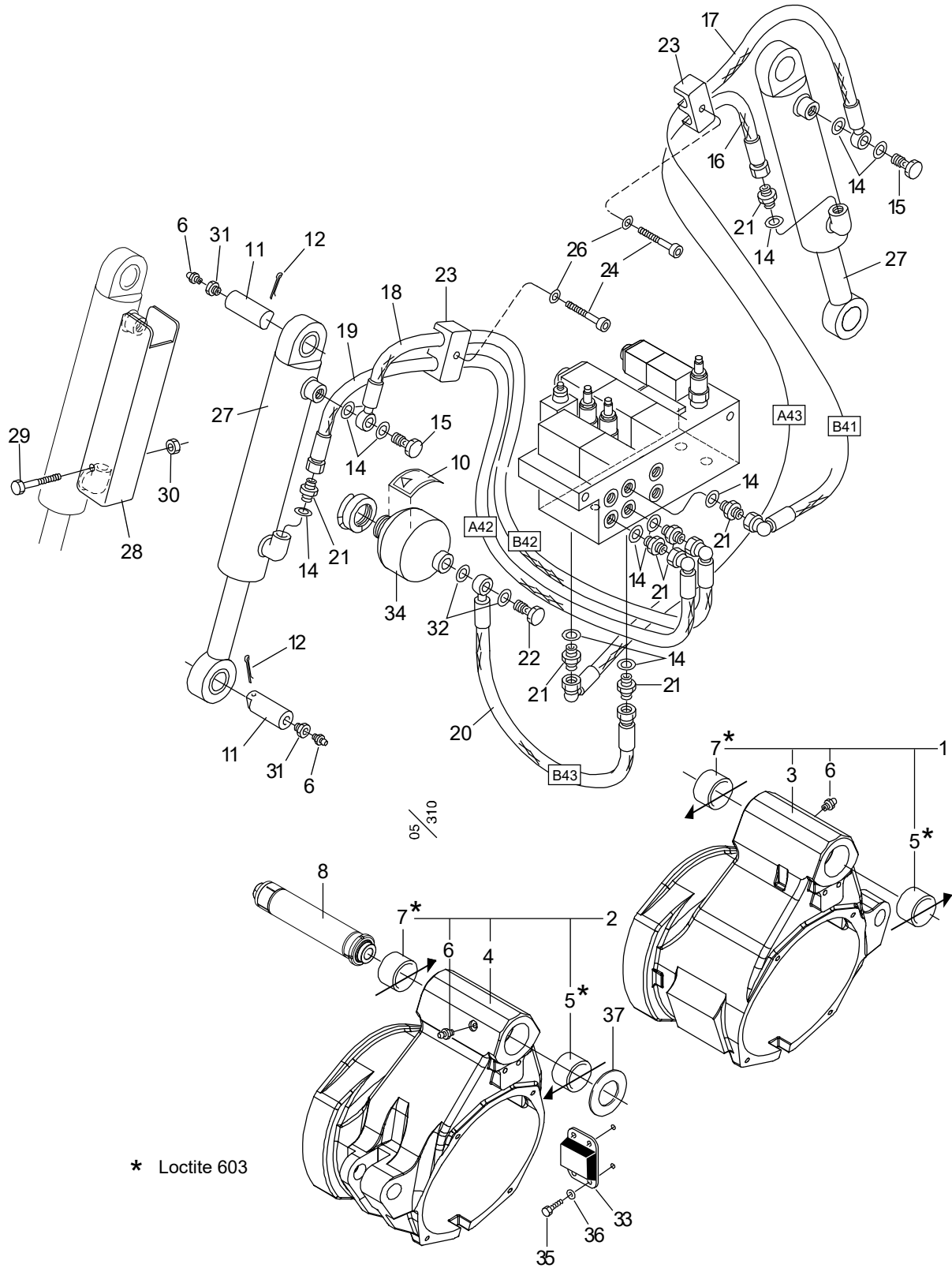
Structure 005718C				
Pos.	Part no.	Quantity	Description	Specification
1	609060	2	Reduction gear	
2	500137	56	Screw	M6S M16x70 8.8 FZB
3	010676	56	Spacer	
4	500068	8	Screw	M6S M10x25 8.8 FZB
5	543164	2	O-ring	125x4
6	013572	2	Cover	
7	601104	8	Bonded seal	3/4"
8	503060	8	Washer	M12 Nordlock
9	602027	1	Elbow	R 3/8" UF – IF 90
10	645587	1	Hydraulic hose	
11	645590	1	Hydraulic hose	
12a	645588	1	Hydraulic hose	
13a	645589	1	Hydraulic hose	
14	645591	1	Hydraulic hose	
15	645592	1	Hydraulic hose	
16	601102	2	Bonded seal	3/8"
17	601032	2	Adapter	R 3/8" – R 3/8"
18	601040	4	Adapter	R 3/4" UF – R 3/4" UF
19	016443	4	Adapter	G 3/4" – 3/4"
20	601001	4	Hex plug	1/4" R
21	601111	2	Bonded seal	M22
22	615051	2	Hose cover	Ø 2" L=750 mm
23	540154	4	O-ring	24.99x3.53
24	016527	2	Manifold	
25	500074	12	Screw	M6S M10x55 8.8 FZB
26	503057	20	Washer	M10 Nordlock
27	608004	2	Adapter	M22x3/8"
28	609132	1	Feed roller motor	Right / Höger
29	609133	1	Feed roller motor	Left / Vänster
	011269	2	Seal kit	V12-60
	554236	2	O-ring kit	End cap / Bakkåpa
30	501110	8	Screw	MC6S M12x35 12.9



Reduction gear

Structure 609060				
Pos.	Part no.	Quantity	Description	Specification
1	635053	1	Circlip	SGH 190
2	635061	1	Plug	
3	635076	1	Cover cmpl	
4	635060	1	Spacer	
5	4	1	O-ring	
6	635059	1	Sun gear	
7	635058	1	Splines shaft	
8	635073	4	Screw	
9	635077	1	Reduction kit	Primary / Primär
10	635078	1	Reduction kit	Secondary / Sekundär
11	635087	4	Centering pin	
12	635074	1	Gear housing	
13	635050	2	Bearing	
14	635051	1	Spacer	190x175
15	635067	1	Circlip	
16	635052	1	Seal	
17	635062	1	Plug	
18	635075	1	Hub	
19	601001	1	Hex plug	1/4" R
20	601001	1	Hex plug	1/4" R
21	635057	1	Motor shaft	
22	4	1	O-ring	
4	011272	1	Seal kit	

3. Feeding unit

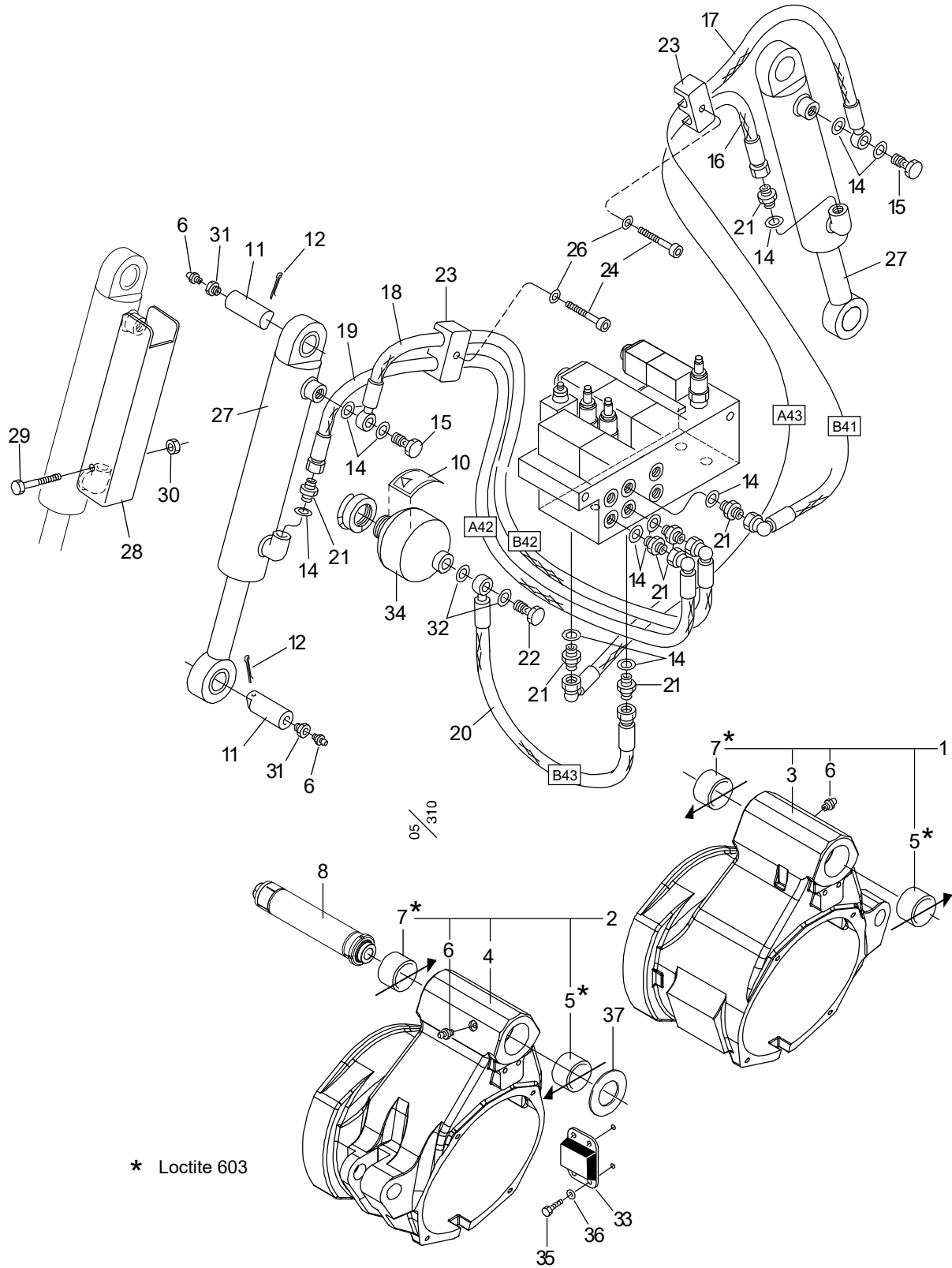


Feed roller arms

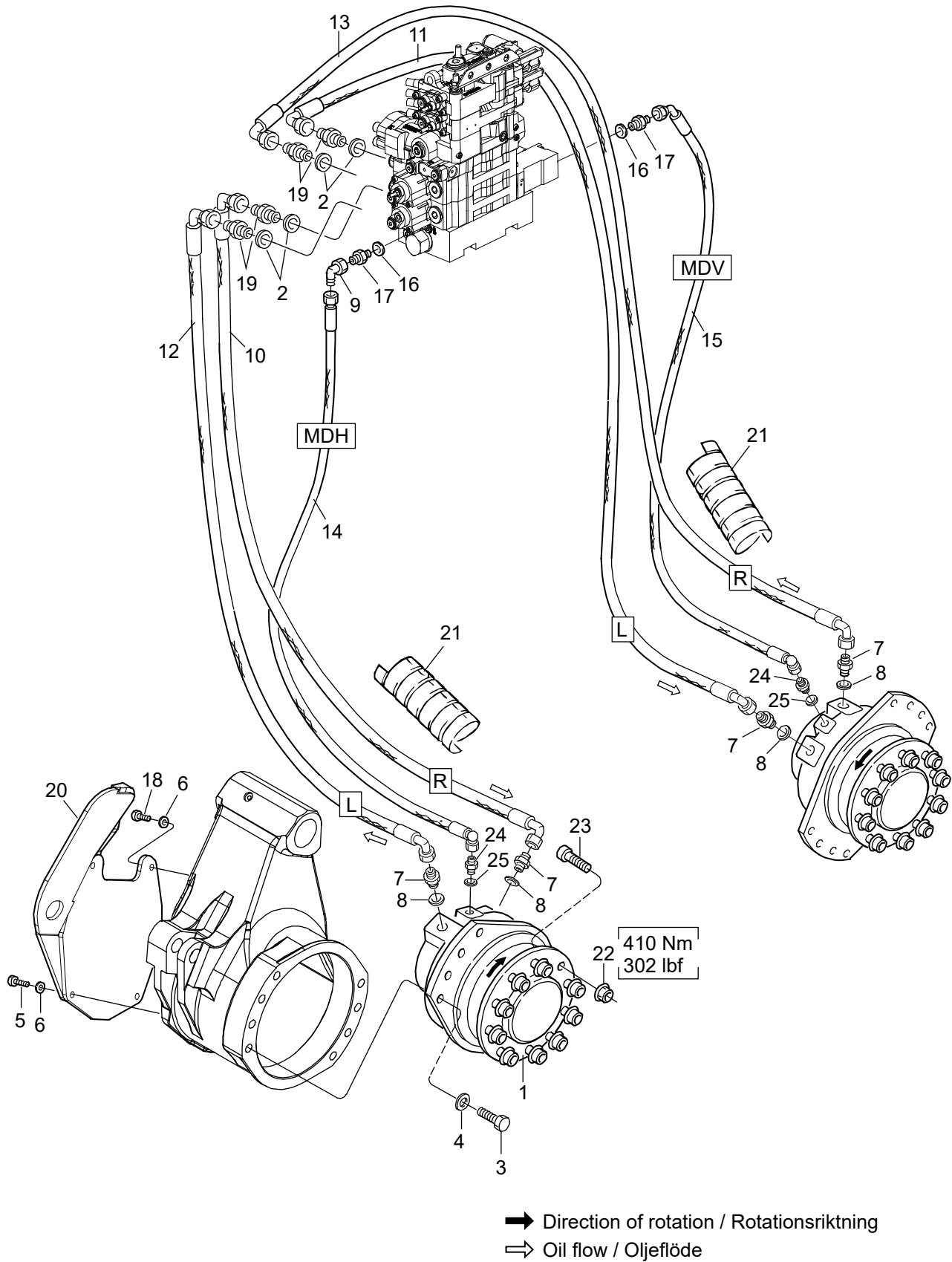
Structure 005660-H, 005660-V, 032180				
Pos.	Part no.	Quantity	Description	Specification
1	047125	1	Feed roller arm compl.	Right / Höger
2	047126	1	Feed roller arm compl.	Left / Vänster
3	016040	1	Feed roller arm	Right / Höger
4	016039	1	Feed roller arm	Left / Vänster
5	512028	2	Bushing	60x40
6	625000	6	Grease nipple	KR 1/8" R
7	512029	2	Bushing	60x60
8	518059	2	Pin	
10	519111	1	Decal	85 bar
11	013729	4	Pin	Ø 32 L=90 mm
12	516002	4	Cotter pin	6.3x50
14	601102	11	Bonded seal	3/8"
15	601061	2	Banjo screw	R 3/8"
16	645527	1	Hydraulic hose	
17	645526	1	Hydraulic hose	
18	645524	1	Hydraulic hose	
19	645525	1	Hydraulic hose	
20	645543	1	Hydraulic hose	
21	601032	7	Adapter	R 3/8" – R 3/8"
22	601062	1	Banjo screw	R 1/2"
23	016878	2	Clamp	3/8"
24	501073	2	Screw	MC6S M8x40 12.9
26	503055	2	Washer	M8 Nordlock
27	018997	2	Hydraulic cylinder	Ø 63/40 – 215
28	012120	2	Cover	
29	500078	2	Screw	M6S M10x75 8.8 FZB
30	502055	2	Nut	M10 Locking Low / Låg
31	602030	4	Bushing	R 1/8" –
32	601103	2	Bonded seal	KR 3/8"
33	014377	2	Rubber damper	1/2"

3. Feeding unit

Log Max 7000C Spare part manual



Structure				
Pos.	Part no.	Quantity	Description	Specification
34	610140	1	Accumulator	0.5 L – 0 bar Empty / Oladdad
	610141	1	Accumulator	0.5 L – 85 bar Loaded / Laddad
35	500022	8	Screw	M6S 6x14 8.8 FZB
36	503065	8	Washer	M6 Nordlock Wide / Stor
37	507063	Req / Erf	Shim	63x98x0.25
37	507011	Req / Erf	Shim	63x98x0.5
37	507012	Req / Erf	Shim	63x98x1.0

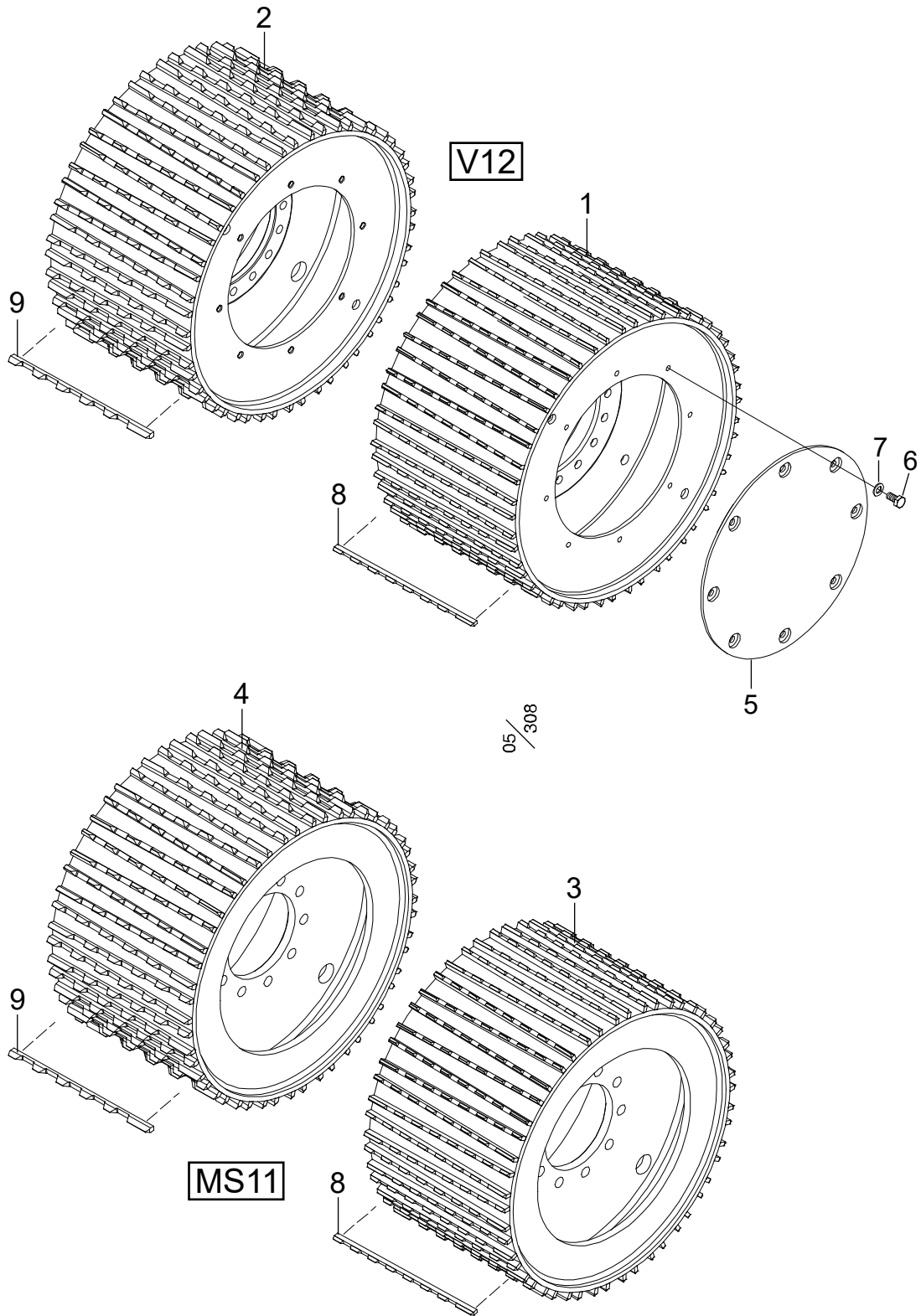


05/004

Log Max 7000C/ XT - MS11 Hjulmotor

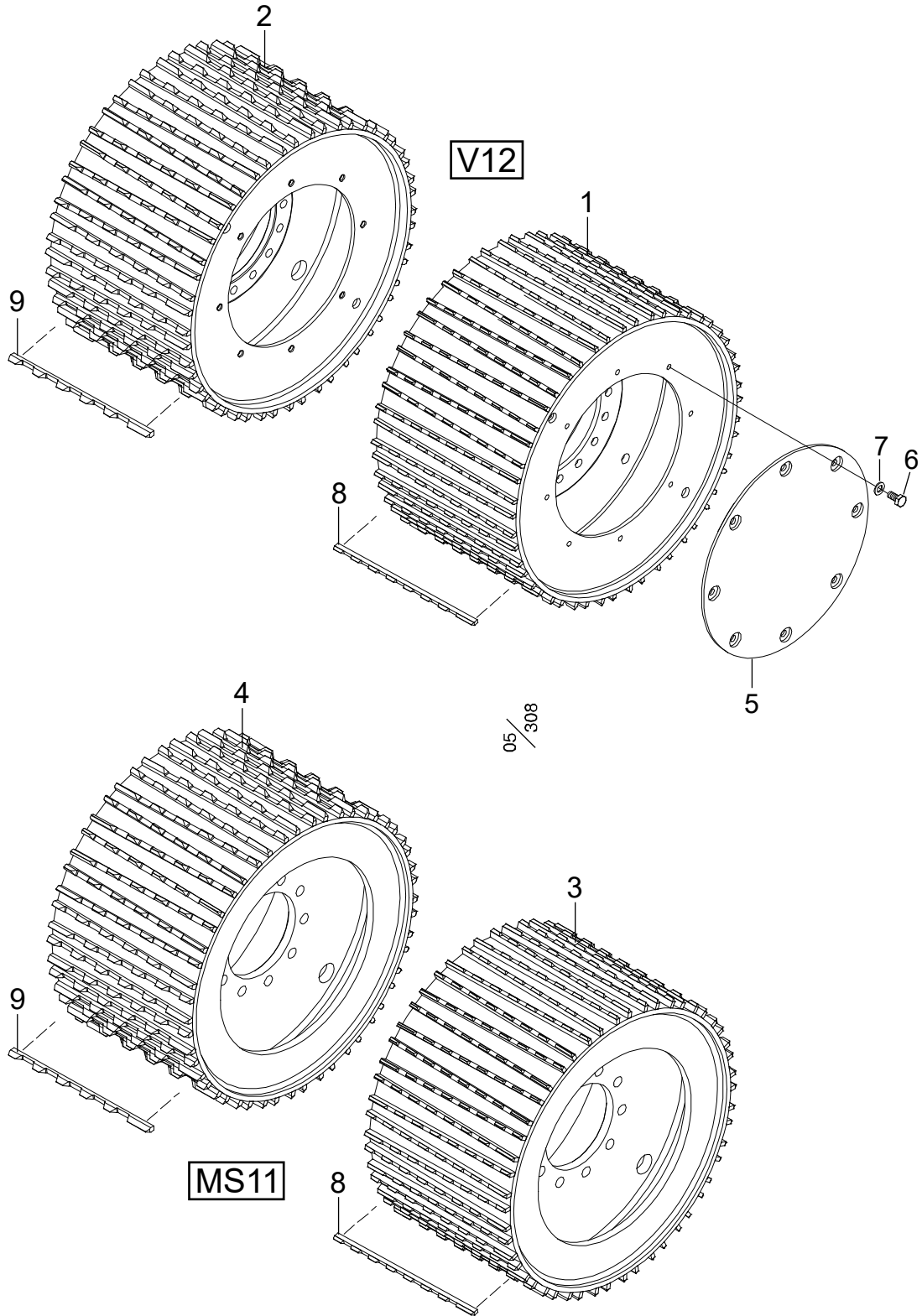
Feed roller motors

Structure 005660-H, 005660-V, 032180				
Pos.	Part no.	Quantity	Description	Specification
1	609095	2	Feed roller motor compl.	1147 cc
2	601104	4	Bonded seal	3/4"
3	500153	16	Screw	M6S M22x50 8.8 FZB
4	503071	16	Washer	M22 Nordlock
5	500092	4	Screw	M6S M12x35 8.8 FZB
6	503060	8	Washer	M12 Nordlock
7	601368	4	Adapter	R 3/4" -> SAE 1 1/16"
8	543067	4	O-ring	23.47x2.95
9	602027	1	Elbow	R 3/8" UF – IF
10	645603	1	Hydraulic hose	
11	645605	1	Hydraulic hose	
12	645604	1	Hydraulic hose	
13	645606	1	Hydraulic hose	
14	645601	1	Hydraulic hose	
15	645602	1	Hydraulic hose	
16	601102	2	Bonded seal	3/8"
17	601032	2	Adapter	R 3/8" – R 3/8"
18	500090	4	Screw	M6S M12x25 8.8 FZB
19	016443	4	Adapter	G 3/4" – 3/4"
20	016266	1	Cover	Left / Vänster
	016267	1	Cover	Right / Höger
21	615051	2	Hose cover	2" L=700 mm
22	635144	20	Wheel nut	
23	635142	20	Wheel stud	
24	601361	2	Adapter	R 1/2" -> SAEO 1 1/16"
25	543067	2	O-ring	23.47x2.95



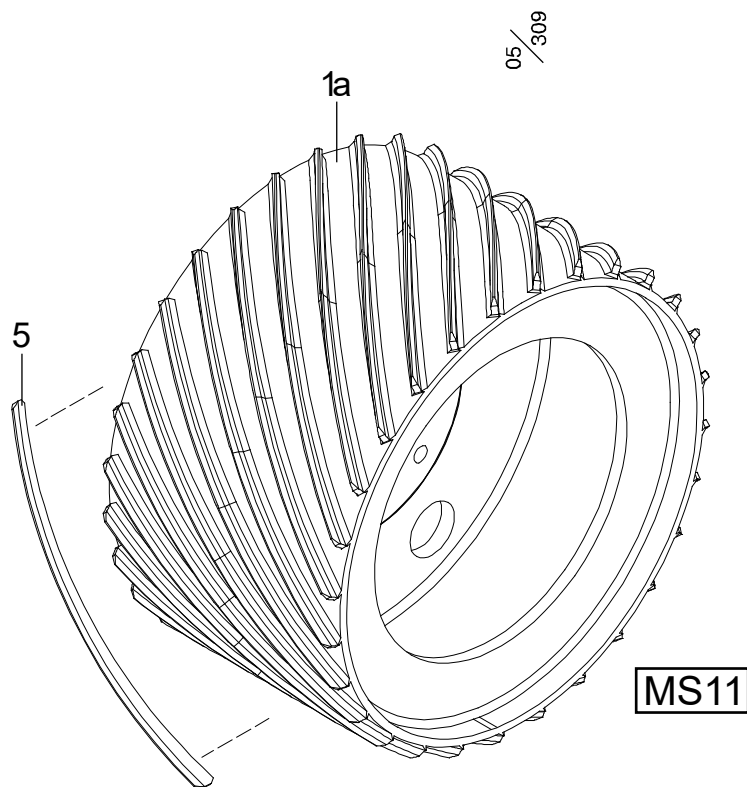
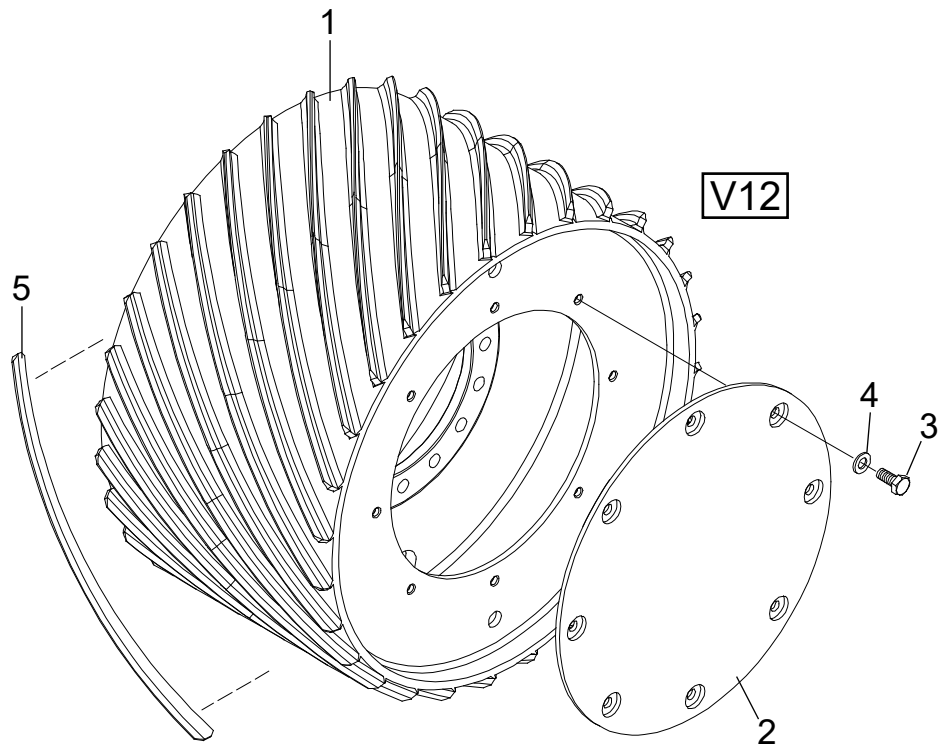
Feed rollers V12

Structure 033713, 033764				
Pos.	Part no.	Quantity	Description	Specification
1	034094	2	Feed roller	"S"
2	034095	2	Feed roller	"E"
5	015778	2	Cap	Only / Endast Bonfiglioli
6	500090	16	Screw	M6S M12x25 8.8 FZB
7	503060	16	Washer	M12 Nordlock
8	016640	Req / Erf	Bar	"S"
9	016732	Req / Erf	Bar	"E"



Feed rollers MS11

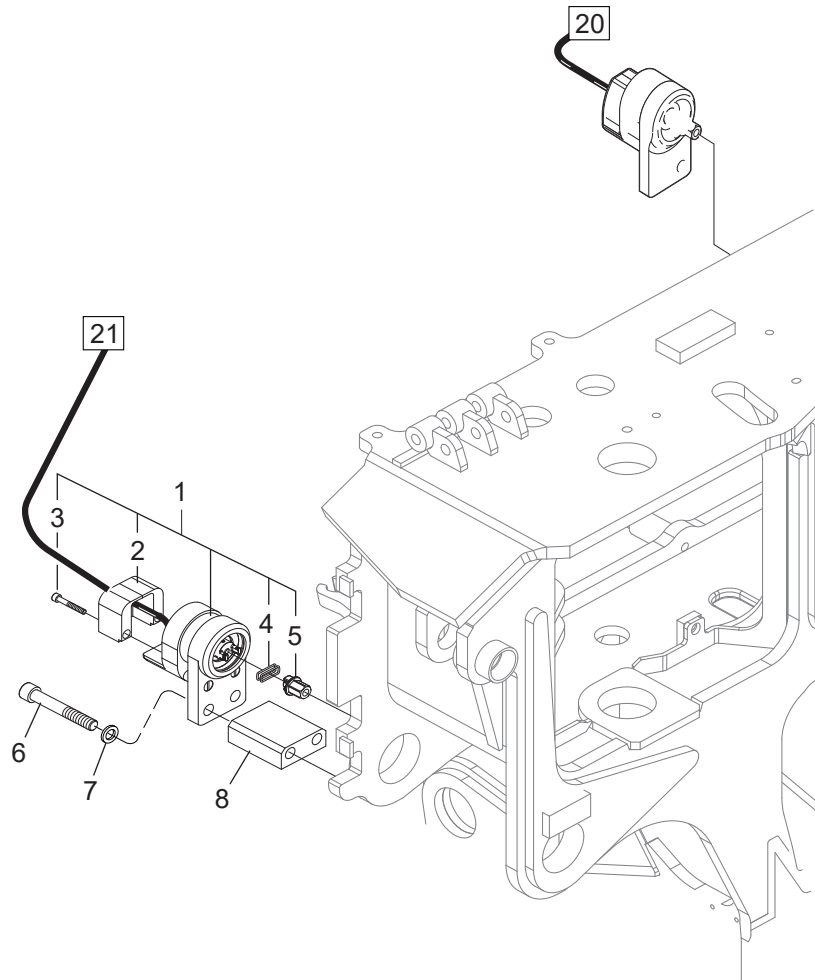
Structure 033714, 033763				
Pos.	Part no.	Quantity	Description	Specification
3	034093	2	Feed roller	"S"
4	034096	2	Feed roller	"E"
8	016640	Req / Erf	Bar	"S"
9	016732	Req / Erf	Bar	"E"



Feed rollers eucalyptus 45°

Structure 033734				
Pos.	Part no.	Quantity	Description	Specification
1	039045	2	Feed roller	For / För V12
1a2	016731	2	Feed roller	For / För MS11
2	015778	2	Cap	For / För Bonfiglioli
3	500090	16	Screw	M6S M12x25 8.8 FZB
4	503060	16	Washer	M12 Nordlock
5	015938	Req / Erf	Bar	

4. Measuring

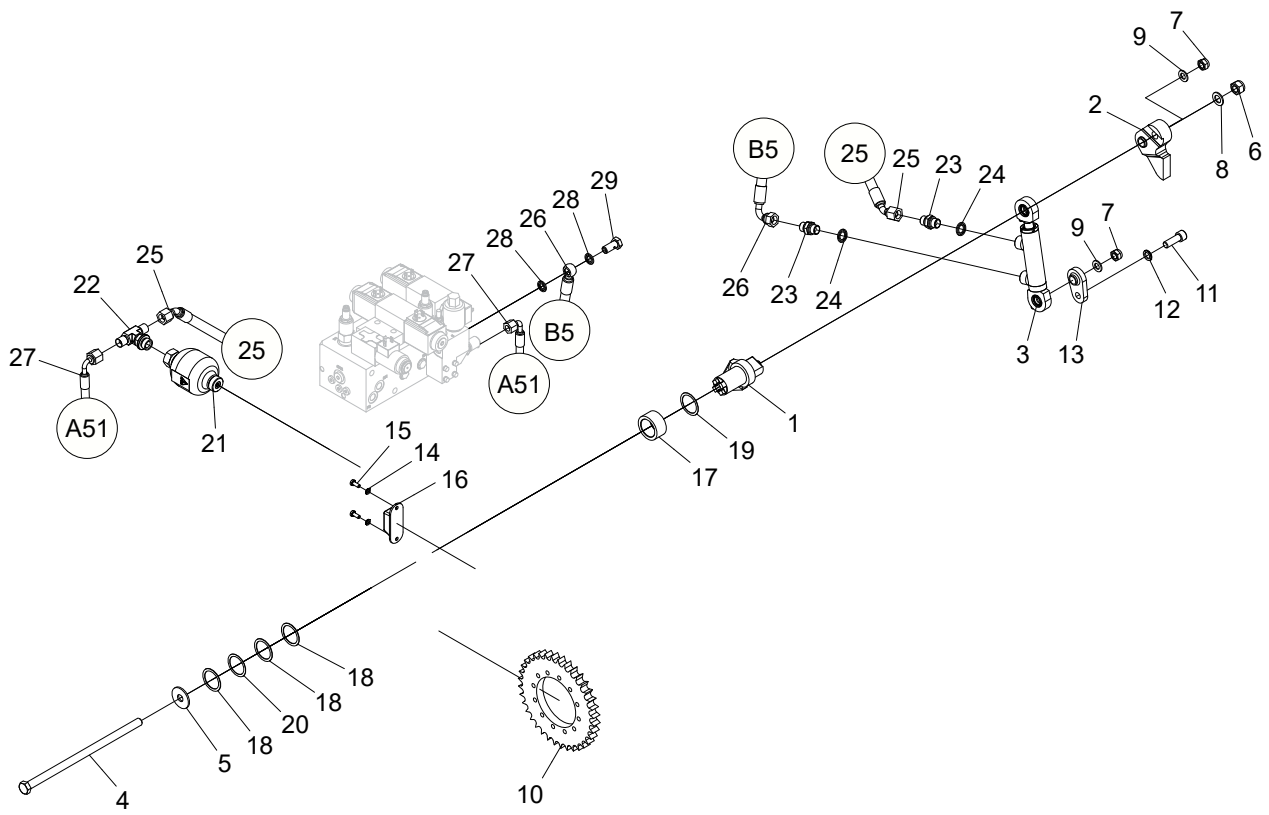


08/015

Log Max 7000C/Twin/XT - Diameter measuring

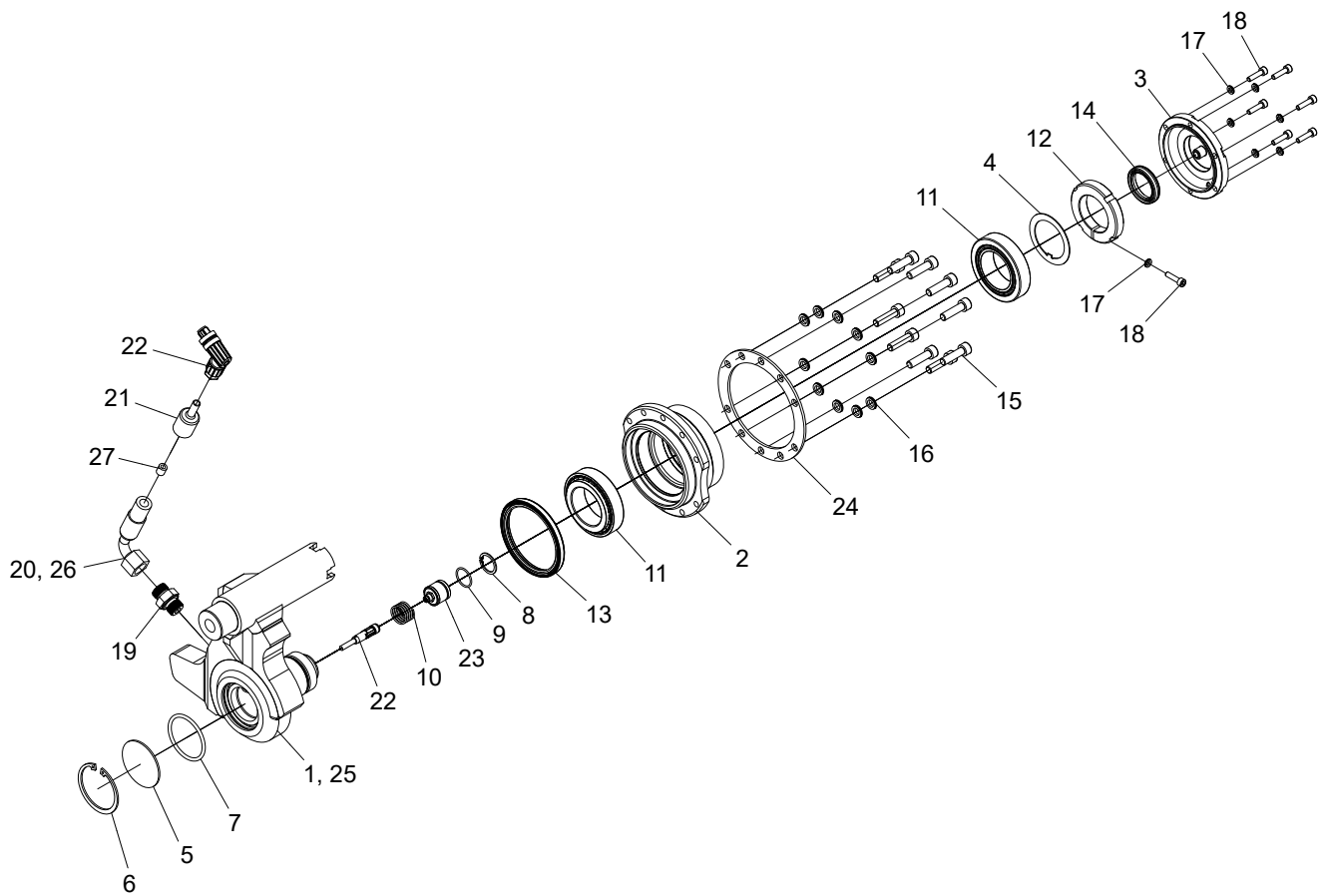
Diameter measuring

Structure 006190				
Pos.	Part no.	Quantity	Description	Specification
1	401267	2	Shaft cmpl	600 ppr
2	401226	2	Cover	Left – right kit / Vänster – höger kit
3	501034	4	Screw	MC6S M5x35
4	540039	4	O-ring	10.82x1.78
5	017634	2	Hexagon plug	
6	501119	4	Screw	MC6S M12x100 12.9
7	503060	4	Washer	M12 Nordlock
8	016166	4	Spacer	



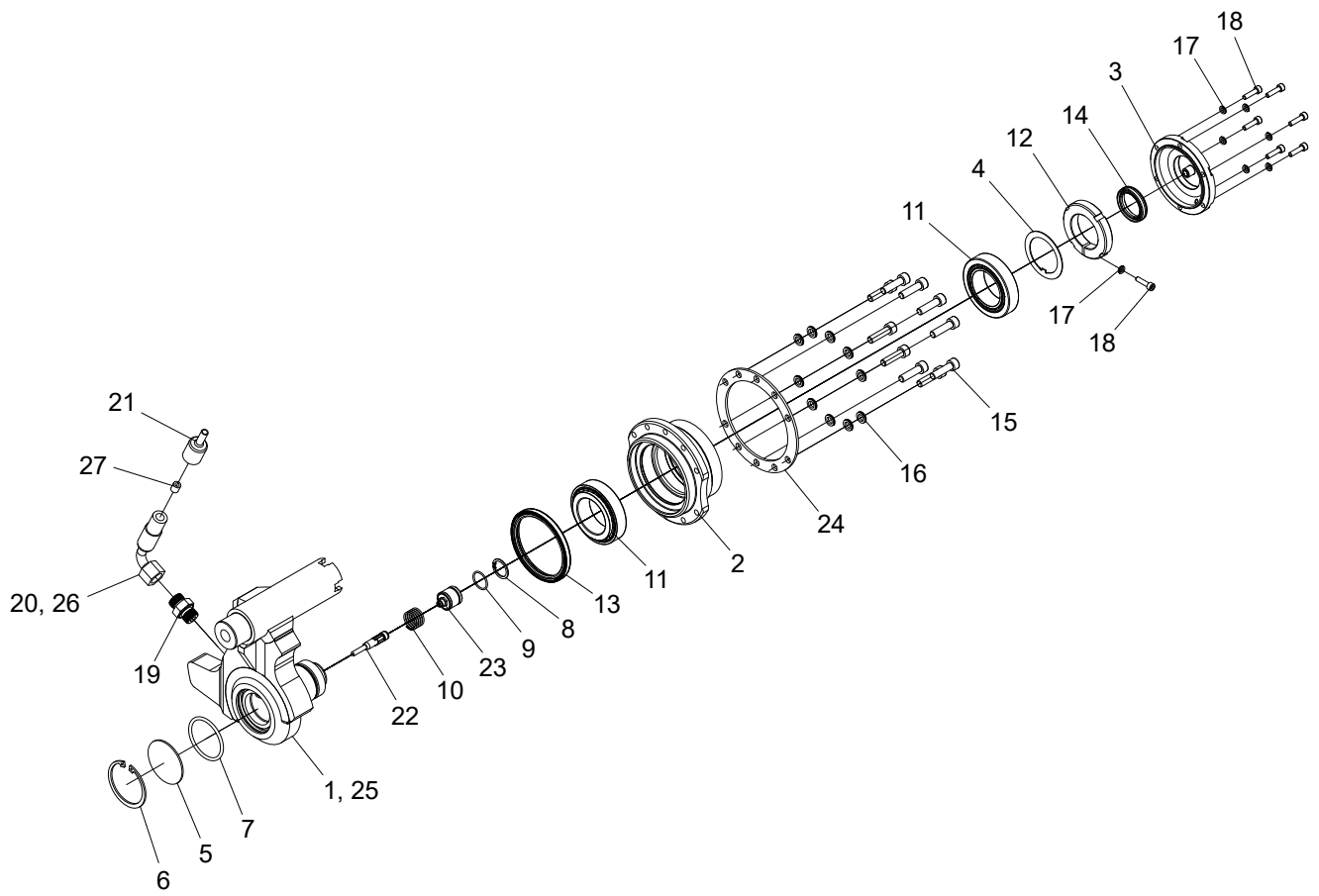
Length measuring, assembly

Structure 10002476				
Pos.	Part no.	Quantity	Description	Specification
1	10002088	1	Carrier	
2	10002087	1	Bracket	
3	10000459	1	Hydraulic cylinder	
4	505101	1	Screw	M14x290 10.9
5	503020	1	Washer	14x42x3,0 FZB
6	502076	1	Nut	M14
7	502056	2	Nut	M12
8	503012	1	Washer	15x26x2
9	503009	2	Washer	12x22x2 FZB
10	017378	1	Wheel rim	
11	501110	1	Screw	M12x35 12.9
12	503060	1	Washer	NL12
13	10002083	1	Bracket	
14	503065	2	Washer	NL6
15	500022	2	Screw	M6x14 8.8 FZB
16	012845	1	Rubber damper	
17	012181	1	Spacer	
18	507001	3	Shim	36x45x1.0
19	507002	1	Shim	36x45x0.5
20	507003	1	Shim	36x45x0.3
21	610113	1	Accumulator	0.16L, 65 bar
22	601024	1	Adapter	
23	601032	2	Adapter	BSP -06
24	601102	2	Bonded seal	3/8"
25	645649	1	Hose	
26	645650	1	Hose	
27	645648	1	Hose	
28	601101	2	Bonded seal	1/4"
29	10003046	1	Restrictor banjo bolt	1/4"



Measuring wheel arm, LM510, Dasa Forester

Structure 10002319				
Pos.	Part no.	Quantity	Description	Specification
1	10002092	1	Measuring wheel arm	
2	10000098	1	Hub	
3	018798	1	Cover	
4	018897	1	Spacer	
5	018876	1	Cover	
6	517249	1	Circlip	SGH 56
7	543076	1	O-ring	48x3,5
8	517215	1	Circlip	SGH 23
9	540014	1	O-ring	17,1x1,6
10	526041	1	Spring	1,6x20x33,2
11	508021	2	Roller bearing	45x75x20
12	10003863	1	Threaded ring	
13	3266800	1	Seal ring	75x90x8
14	10003668	1	Seal kit	
15	501071	10	Screw	M8x30 12.9
16	503055	10	Washer	NL8
17	503066	7	Washer	NL5
18	501029	7	Screw	M5x20 12.9
19	601754	1	Adapter	BSP 3/8"-11/16" ORFS
20	645670	1	Hose	
21	015113	1	Seal	
22	673810	1	Cable	
23	401382	1	Sensor	
24	10000099	1	Spacer	
25	522111		Grease	
26			Glue	270
27	615021		Hose	

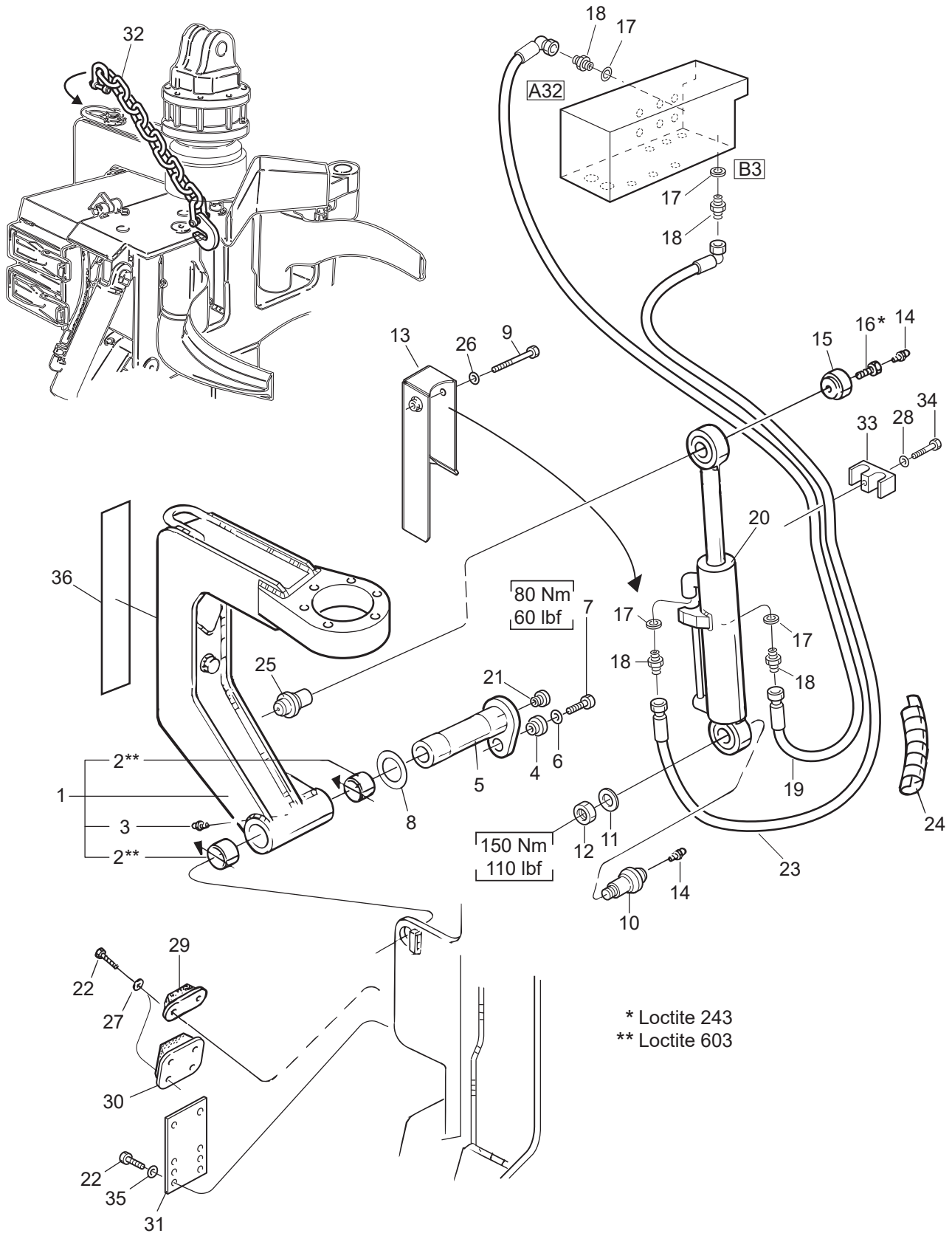


Measuring wheel arm, Interface

Structure 10002320				
Pos.	Part no.	Quantity	Description	Specification
1	10002092	1	Measuring wheel arm	
2	10000098	1	Hub	
3	018798	1	Cover	
4	018897	1	Spacer	
5	018876	1	Cover	
6	517249	1	Circlip	SGH 56
7	543076	1	O-ring	48x3,5
8	517215	1	Circlip	SGH 23
9	540014	1	O-ring	17,1x1,6
10	526041	1	Spring	1,6x20x33,2
11	508021	2	Roller bearing	45x75x20
12	10003863	1	Threaded ring	
13	3266800	1	Seal ring	75x90x8
14	10003668	1	Seal kit	
15	501071	10	Screw	M8x30 12.9
16	503055	10	Washer	NL8
17	503066	7	Washer	NL5
18	501029	7	Screw	M5x20 12.9
19	601754	1	Adapter	BSP 3/8"-11/16" ORFS
20	645670	1	Hose	
21	015113	1	Seal	
22	673811	1	Cable	
23	401383	1	Sensor	
24	10000099	1	Spacer	
25	522111		Grease	
26			Glue	270
27	615021		Hose	

5. Felling unit

5. Felling unit



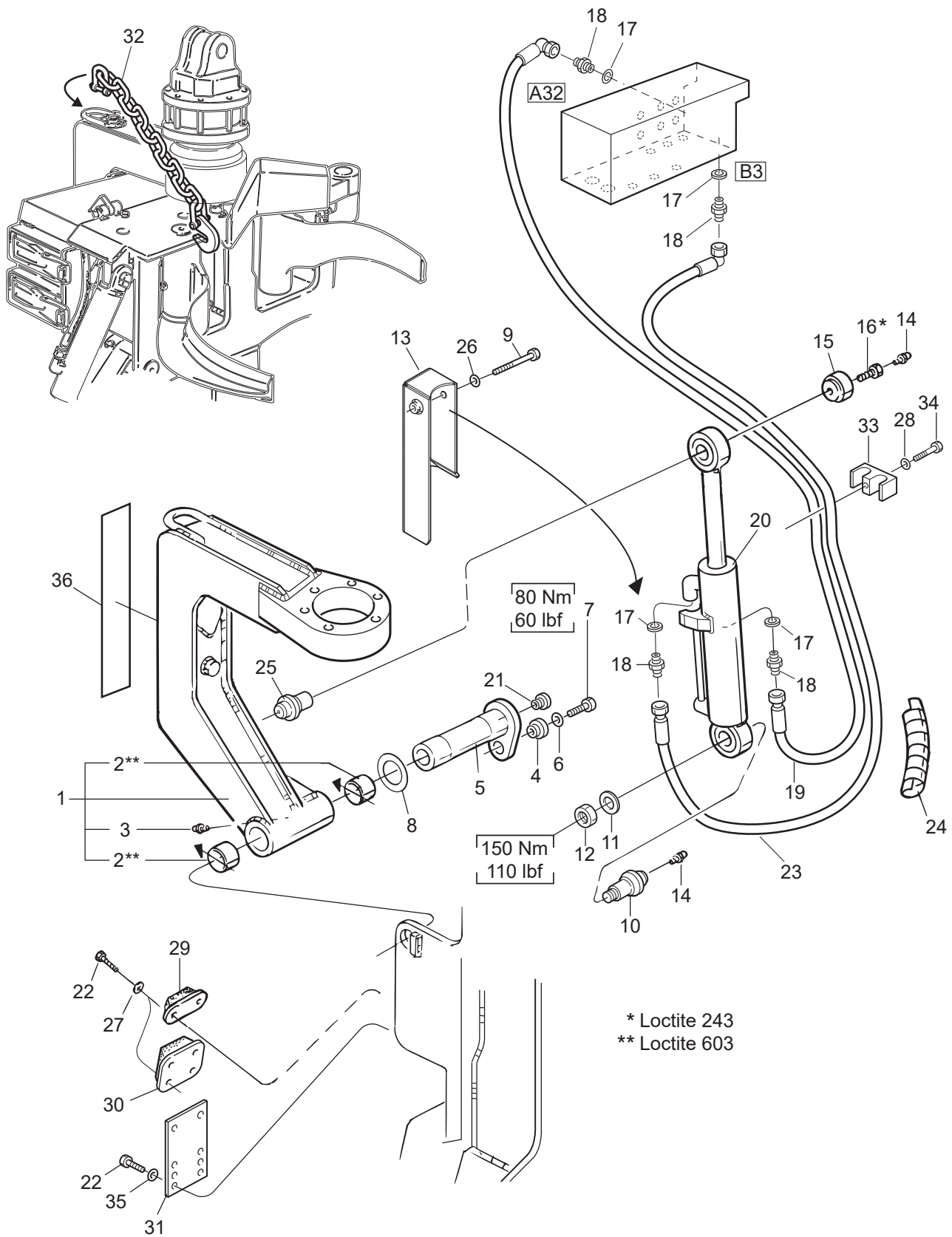
04/006

Log Max 7000C

Felling unit

Structure 005704C				
Pos.	Part no.	Quantity	Description	Specification
1	10000093	1	Felling link compl.	
2	512029	2	Bushing	60x60
3	625000	1	Grease nipple	KR 1/8" R
4	013872	1	Guide washer	
5	013780	1	Pin	Ø 60 L=354 mm
6	503060	1	Washer	M12 Nordlock
7	500092	1	Screw	M6S M12x35 8.8 FZB
8	507011	Req / Erf	Shim	63x98x0.5
	507012	Req / Erf	Shim	63x98x1.0
9	500077	1	Screw	M6S M10x70 8.8 FZB
10	016045	1	Cylinder pin	
11	016046	1	Washer	
12	502705	1	Nut	M16 Locking
13	013920	1	Cover	
14	625004	2	Grease nipple	M6
15	013519	1	Sleeve	
16	012650	1	Screw	
17	601102	4	Bonded seal	3/8"
18	601032	4	Adapter	R 3/8" – R 3/8"
19	645534	1	Hydraulic hose	
20	018988	1	Hydraulic cylinder	63/40 – 240
21	601003	1	Hex plug	1/2" R
22	500022	10	Screw	M6S M6x14 8.8 FZB
23	645535	1	Hydraulic hose	
24	615050	Req / Erf	Hose cover	Ø 1" L=650 mm
25	013136	1	Cylinder pin	
26	503057	1	Washer	M10 Nordlock
27	503065	10	Washer	M6 Nordlock
28	503055	1	Washer	M8 Nordlock
29	012845	1	Rubber damper	
30	014377	1	Rubber damper	
31	013649	1	Cover	
32	013819	1	Safety chain	

5. Felling unit

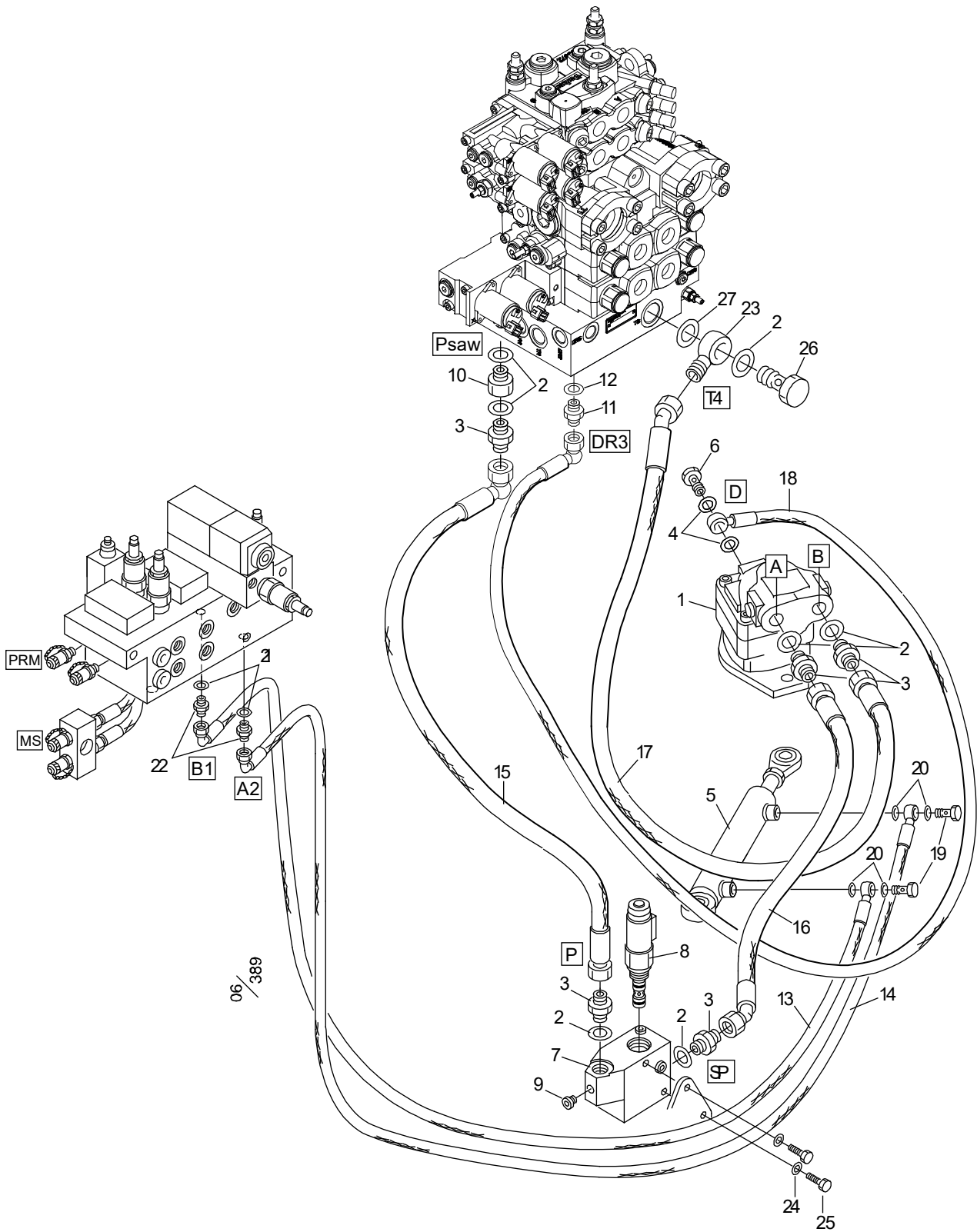


04/006

Log Max 7000C

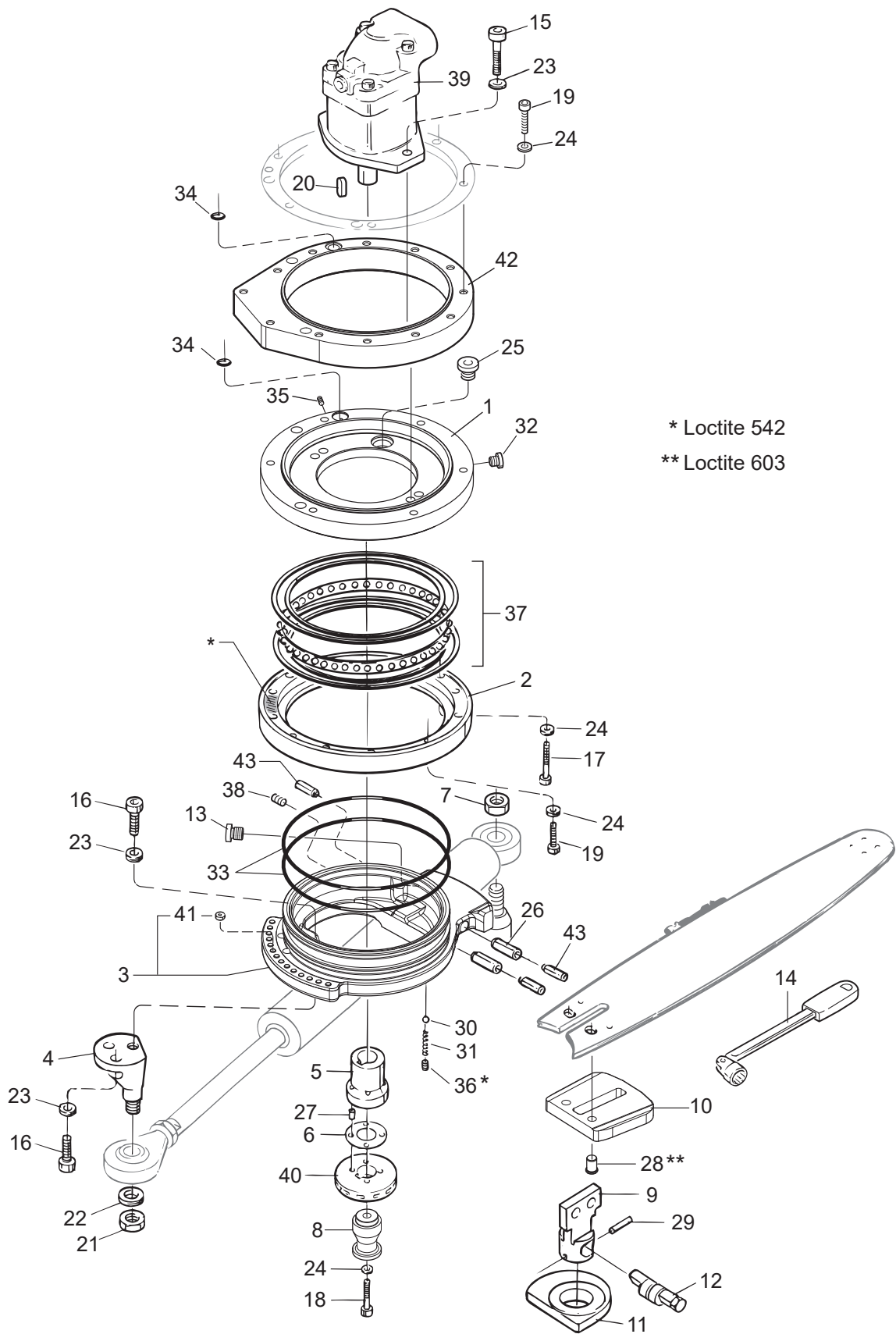
Structure				
Pos.	Part no.	Quantity	Description	Specification
33	016878	1	Clamp	3/8"
34	501073	1	Screw	MC6S M8x40 12.9
35	503073	4	Washer	M6 Nordlock Wide / Stor
36	519155C	1	Decal	

6. Saw unit



Saw hydraulics, 98XL #2

Structure 005712C, 033750, 005722C, 005723C				
Pos.	Part no.	Quantity	Description	Specification
1	609119	1	Saw motor	F11-19
2	601104	7	Bonded seal	3/4"
3	601040	5	Adapter	R 3/4" UF – R 3/4" UF
4	601102	2	Bonded seal	3/8"
5	015669	1	Hydraulic cylinder	Ø 40/25 – 106
6	601061	1	Banjo screw	R 3/8"
7	016726	1	Manifold cmpl.	EPV
	612034	1	Manifold	EPV
8	10000803	1	Saw valve	
	620355	1	Seal kit	
	613057	1	Solenoid	24 V
9	601001	1	Hex plug	1/4" R
10	602057	1	Adapter	R 3/4" – R 3/4" UF – IF
11	601032	1	Adapter	R 3/8" – R 3/8"
12	601102	1	Bonded seal	3/8"
13	645530	1	Hydraulic hose	
14	645531	1	Hydraulic hose	
15	645532	1	Hydraulic hose	
16	645545	1	Hydraulic hose	
17	645653	1	Hydraulic hose	
18	645577	1	Hydraulic hose	
19	601060	2	Banjo screw	R 1/4"
20	601200	4	Copper seal	13x19x1.5
21	601101	2	Bonded seal	1/4"
22	601028	2	Adapter	R 1/4" UF – R 1/4" UF
23	602017	1	Adapter	3/4"
24	503057	2	Washer	M10 Nordlock
25	500066	2	Screw	M6S M10x20 8.8 FZB
26	601067	1	Banjo screw	R 3/4"
27	602109	1	Seal ring	3/4"

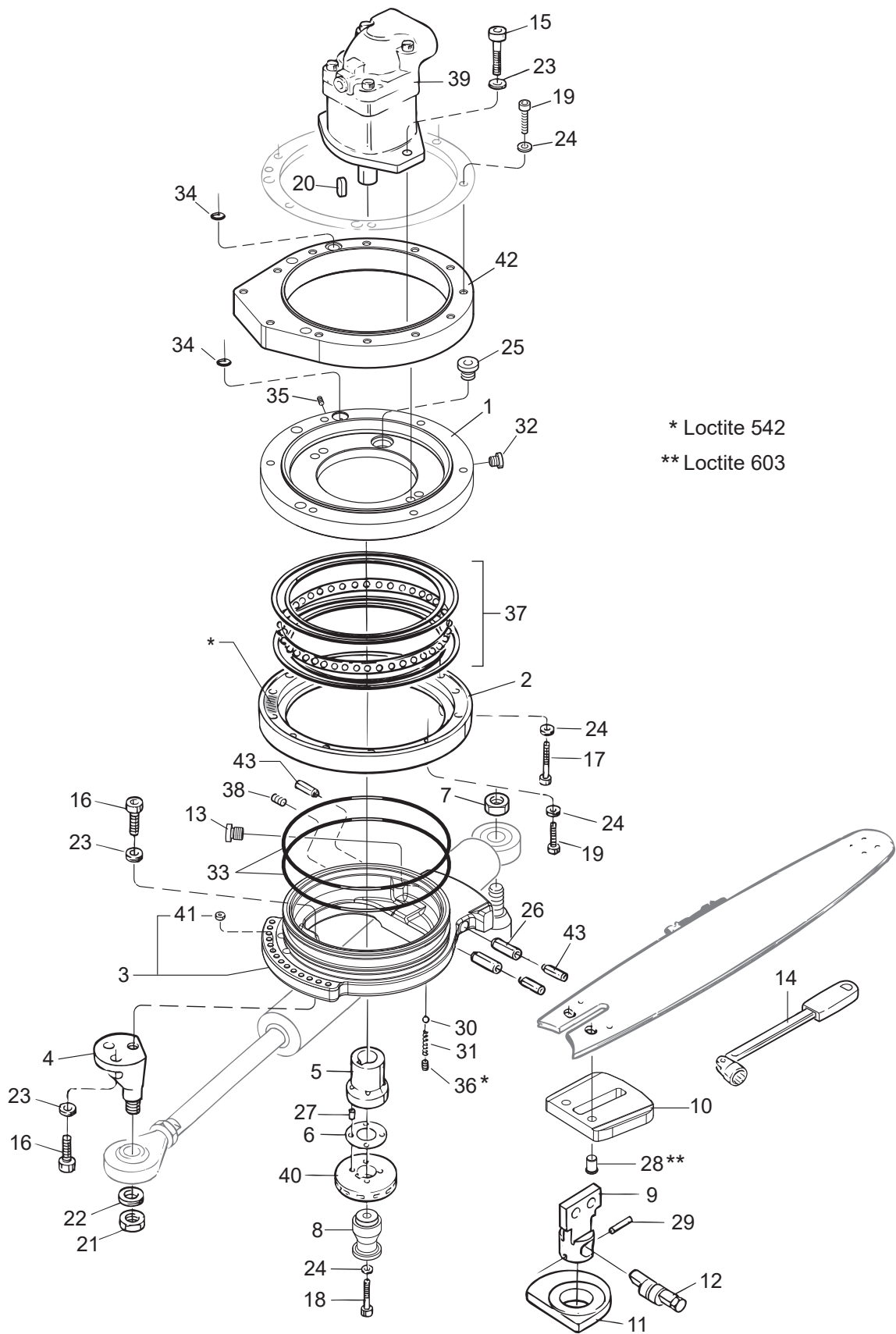


06 / 053

Log Max Säg 98XL

Saw unit 98XL

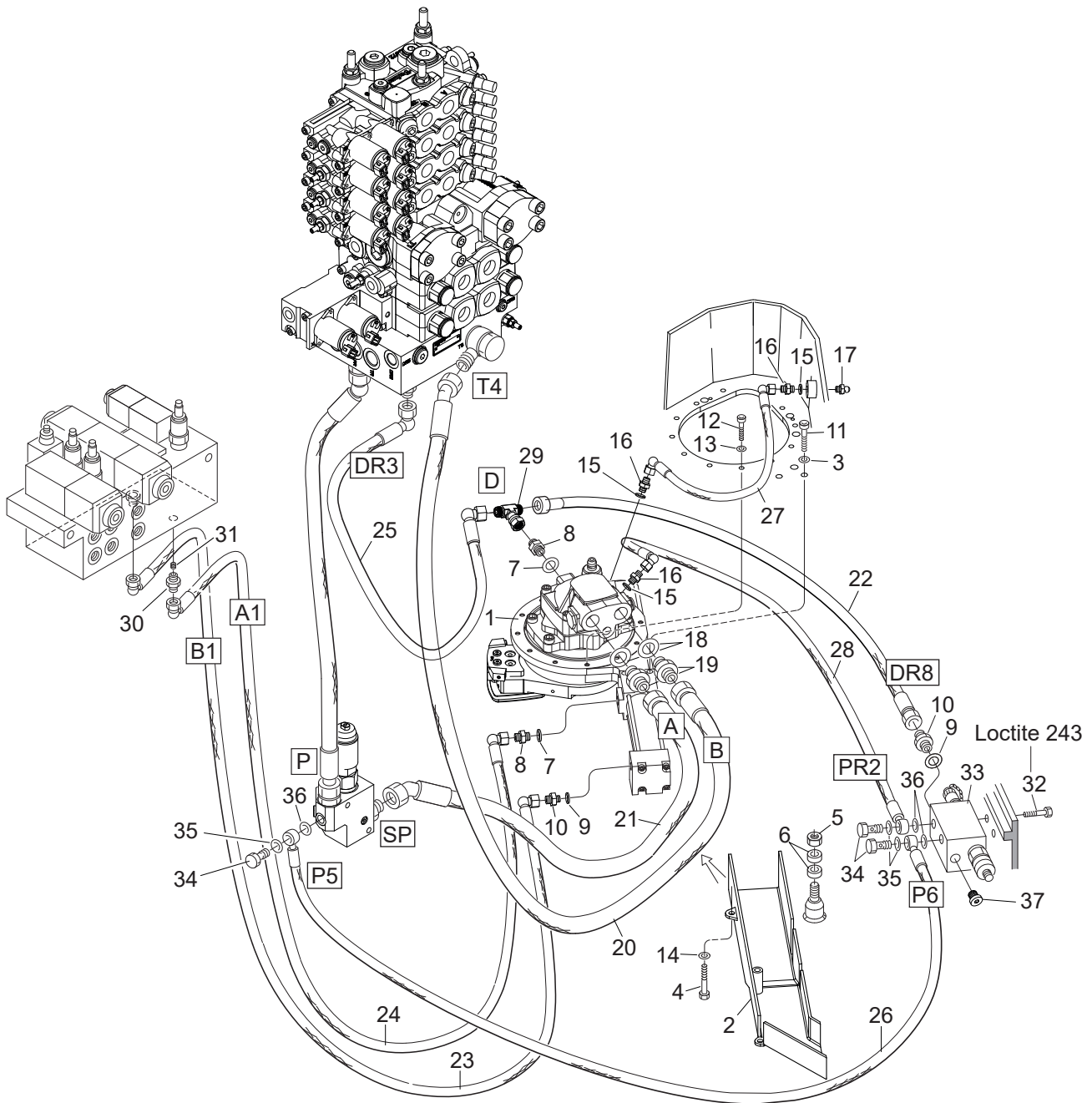
Structure 005712C, 033750				
Pos.	Part no.	Quantity	Description	Specification
1	013172	1	Bracket	F11 – 19
2	012514	1	Cap	
3	014570	1	Saw bar bracket	
4	012335	1	Pin	
5	012334	1	Sprocket carrier	F11 – 19
6	549210	Req / Erf	Shim	25 – 0.5 mm
	549211	Req / Erf	Shim	25 – 1.0 mm
7	502705	1	Nut	M16 Locking 12.9
8	012614	1	Chain catcher	F11 – 19
9	013684	1	Pin	
10	016936	1	Thrust plate	"J"
11	015256	1	Excenter	"J"
	017118	1	Excenter	"K"
12	012519	1	Lock shaft	
13	601001	1	Hex plug	R 1/4"
14	522261	1	Wrench	16 mm
15	501110	2	Screw	MC6S M12x35 12.9
16	501108	3	Screw	MC6S M12x25 12.9
17	501076	6	Screw	MC6S M8x55 12.9
18	501075	1	Screw	MC6S M8x50 12.9
19	501071	18	Screw	MC6S M8x30 12.9
20	554027	1	Key	F11 – 19
21	502706	1	Nut	M16
22	503063	1	Washer	M16 Nordlock
23	503060	5	Washer	M12 Nordlock
24	503055	25	Washer	M8 Nordlock
25	602090	1	Plug	M22x1.5
26	515022	2	Cyl. Pin	Ø 12x36
27	515010	4	Cyl. Pin	Ø 6x20
28	016774	2	Cyl. Pin	Ø 10
29	515013	1	Tension pin	6x32 FRP
30	511003	1	Steel ball	
31	526014	1	Spring	



06 / 053

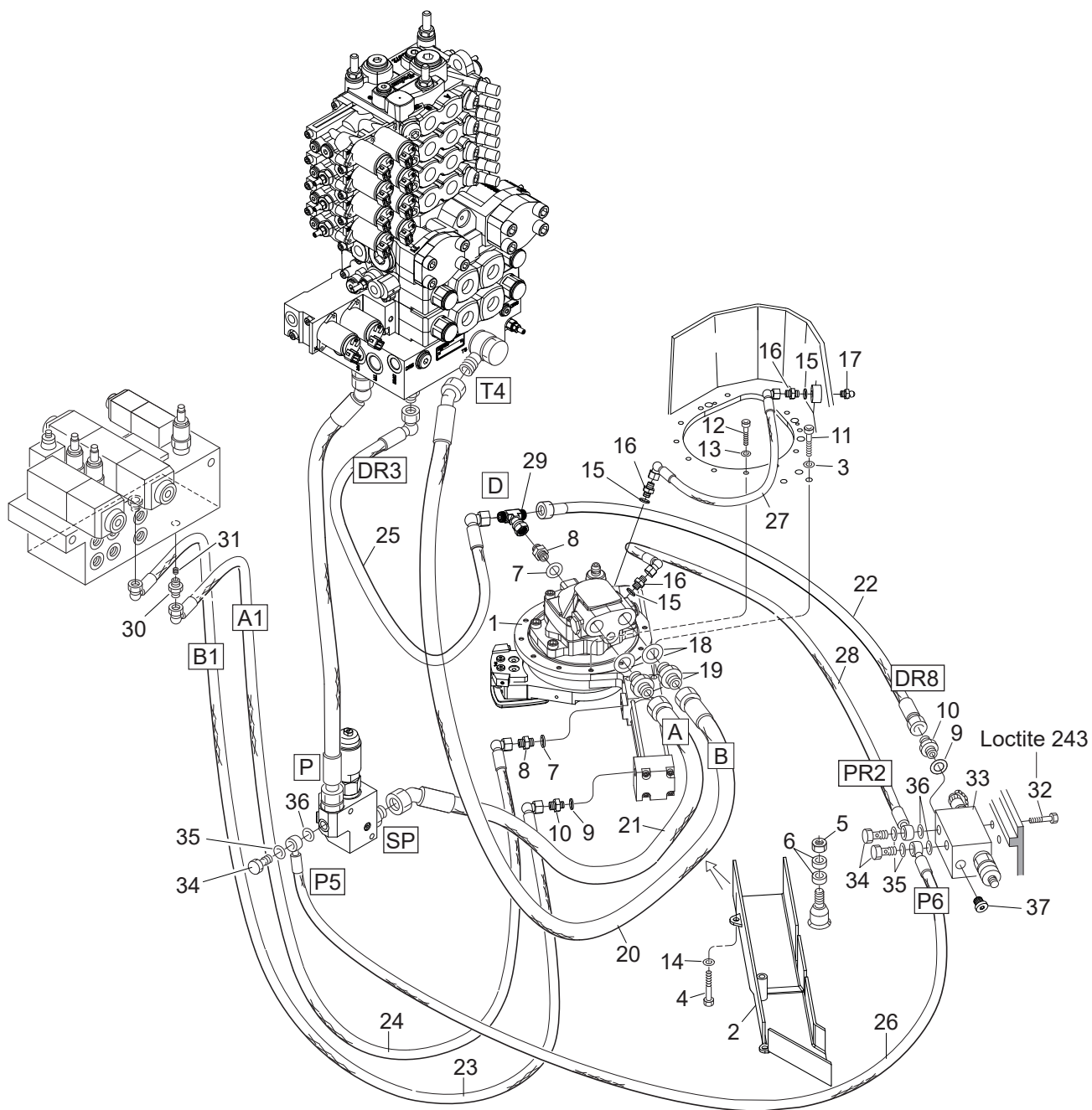
Log Max Säg 98XL

Structure				
Pos.	Part no.	Quantity	Description	Specification
32	602106	1	Plug	R 1/8" Conical / Konisk
33	543038	2	O-ring	Ø 180.0x3.0
34	540070	2	O-ring	Ø 13.3x2.4
35	513026	1	Screw	SK6SS 5x10
36	613017	1	Orifice	M6 – 2.5 mm
37	508100	1	Bearing	
38	513040	1	Screw	P6SS M6x6
39	609119	1	Saw motor	F11 – 19
	554232	1	Seal kit	F11 – 19
40	549103	1	Sprocket	F11 – 19/12
41	514051	14	Magnet	
42	016522	1	Adapter plate	
43	515017	3	Cyl. pin	13x12 FRP

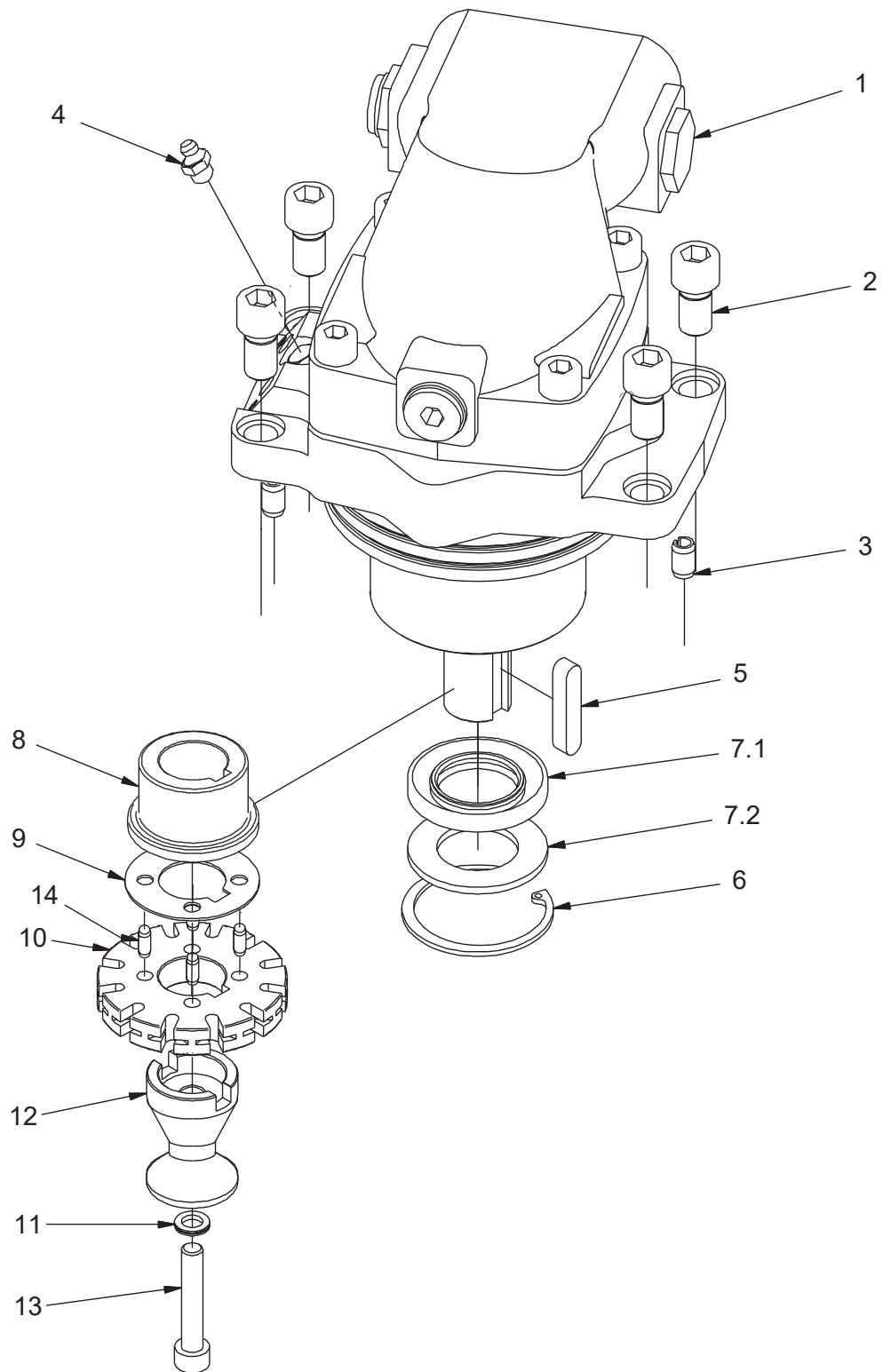


Saw unit, SC100S, 19cc

Structure 033768-3				
Pos.	Part no.	Quantity	Description	Specification
1	609109	1	Supercut cml.	19cc
2	016464	1	Hose protection	
3	503057	8	Washer	NL10
4	500042	4	Screw	M8x16 8.8 FZB
5	502705	1	Nut	M16 FZB
6	016536	1	Spacer	
7	601102	2	Bonded seal	3/8"
8	601032	3	Adapter	3/8"
9	601101	2	Bonded seal	1/4"
10	601029	2	Adapter	1/4"- 3/8"
11	501092	2	Screw	M10x40 12.9
12	501071	12	Screw	M8x30 12.9
13	503055	12	Washer	NL8
14	503074	4	Washer	NL8 sp
15	601100	3	Bonded seal	1/8"
16	601025	3	Adapter	1/8"
17	625000	1	Grease nipple	1/8"
18	601104	2	Bonded seal	3/4"
19	601040	2	Adapter	3/4"
20	645546	1	Hydraulic hose	
21	645545	1	Hydraulic hose	
22	645658	1	Hydraulic hose	
23	645558	1	Hydraulic hose	
24	645557	1	Hydraulic hose	
25	645657	1	Hydraulic hose	
26	645551	1	Hydraulic hose	
27	645600	1	Hydraulic hose	
28	645552	1	Hydraulic hose	
29	601016	1	Adapter	3/8"
30	620314	1	Restrictor	M6x1,5 1/4" - 3/8"
31	613016	1	Orifice	M6x1,5
32	501087	2	Screw	M10x20 12.9
33	016228	1	Manifold	

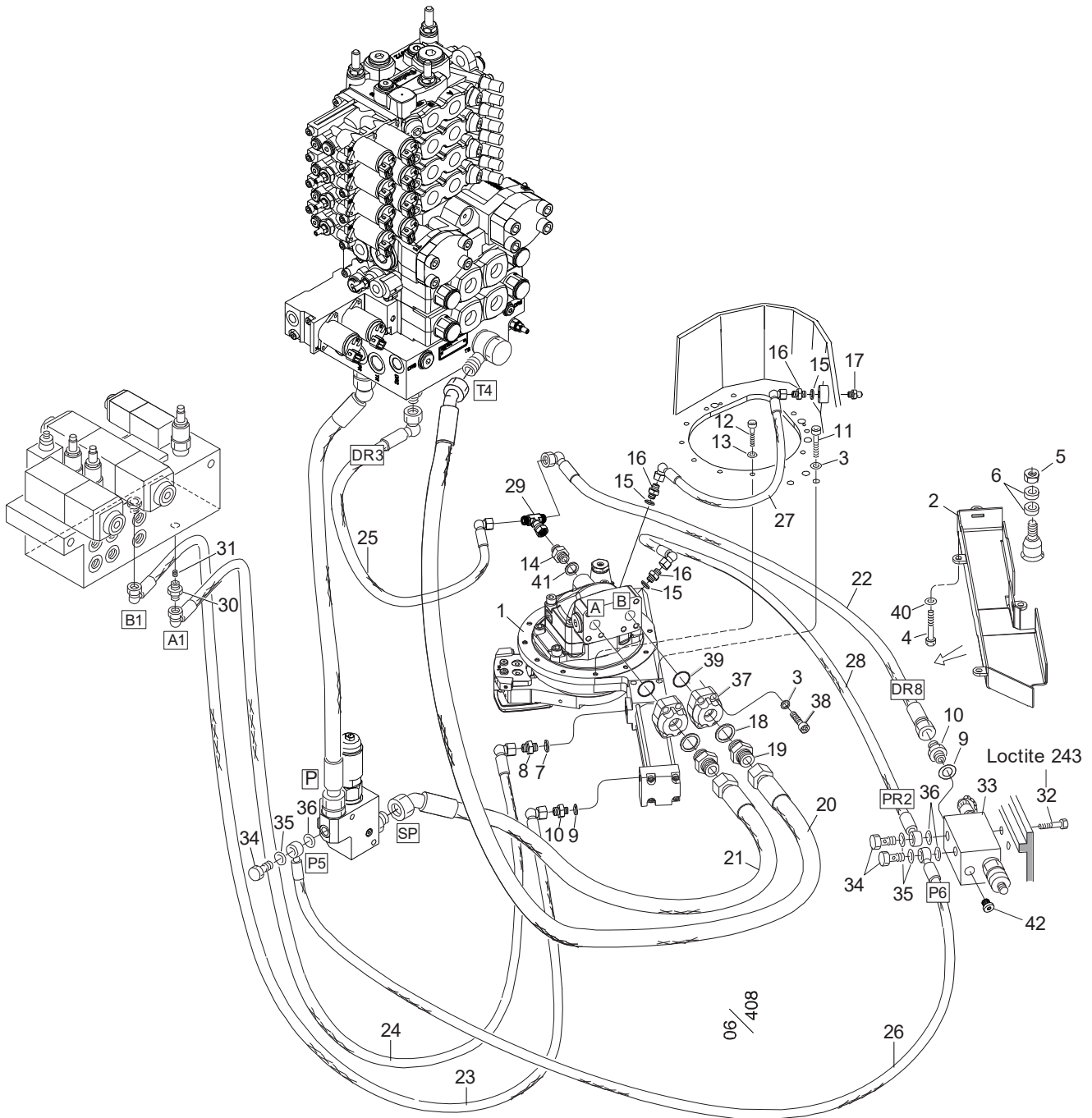


Structure				
Pos.	Part no.	Quantity	Description	Specification
34	601068	3	Banjo screw	1/4"
35	601200	3	Copper seal	13x19x1,5
36	602114	3	Seal ring	1/4"
37	601001	1	Plug	1/4"



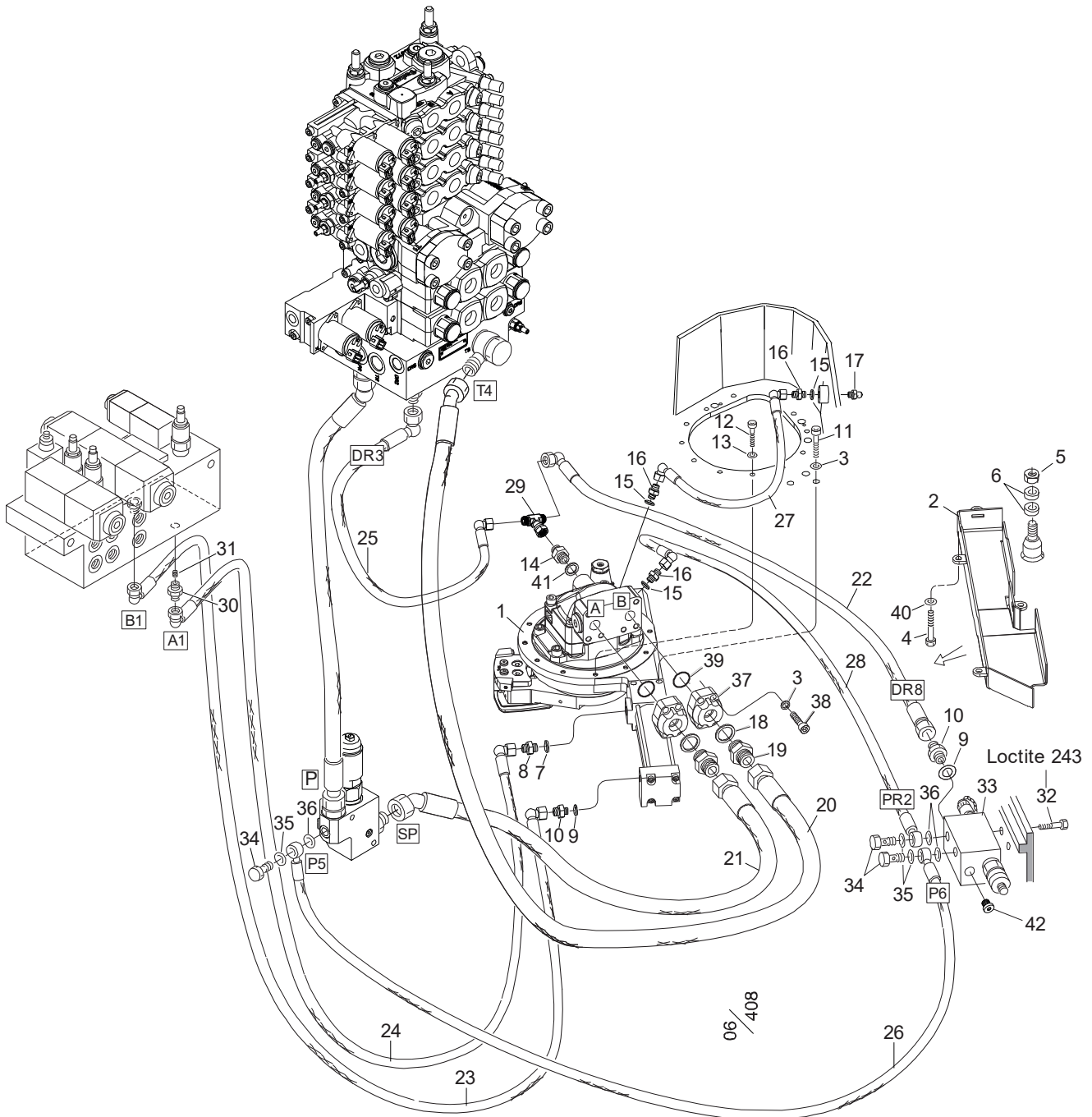
Hydraulic motor, 19cc

Structure 10003637				
Pos.	Part no.	Quantity	Description	Specification
1	609108	1	Hydraulic motor	F11-19
2	501131	4	Screw	M12x22 12.9
3	515029	2	Tension pin	8x14
4	625007	1	Grease nipple	M10x1
5	10003636	1	Key	
6	517245	1	Circlip	SGH 52
7	554232	1	Seal kit	
7.1	554030	1	Seal	
7.2	554232	1	Spacer	
8	10003635	1	Carrier	
9	549210	1	Shim	0,5 mm
9	549211	1	Shim	1 mm
10	549103	1	Sprocket	z=12
11	503055	1	Washer	NL8
12	554401	1	Chain catcher	
13	501075	1	Screw	M8x50 12.9
14	515010	4	Cylindrical pin	6x20

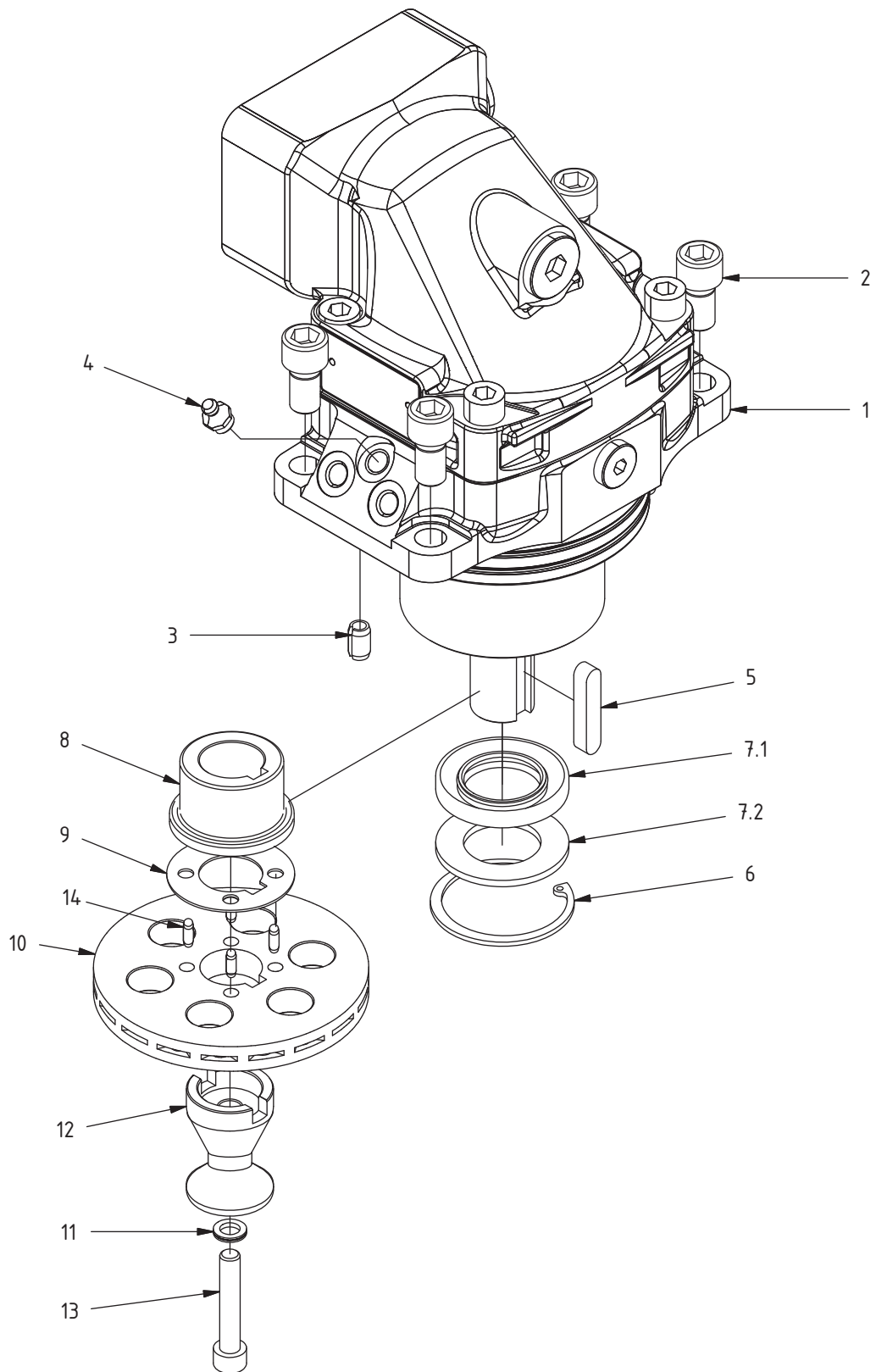


Saw unit, SC100S, 30cc

Structure 039712-3				
Pos.	Part no.	Quantity	Description	Specification
1	609110	1	Supercut cmpl.	30cc
2	016464	1	Hose protection	
3	503057	14	Washer	NL10
4	500042	4	Screw	M8x16 8.8 FZB
5	502705	1	Nut	M16 FZB
6	016536	1	Spacer	
7	601102	2	Bonded seal	3/8"
8	601032	1	Adapter	3/8"
9	601101	2	Bonded seal	1/4"
10	601029	2	Adapter	1/4" - 3/8"
11	501092	2	Screw	M10x40 12.9
12	501071	12	Screw	M8x30 12.9
13	503055	12	Washer	NL8
14	608003	1	Adapter	M18x3/8"
15	601100	3	Bonded seeal	1/8"
16	601025	3	Adapter	1/8"
17	625000	1	Grease nipple	1/8"
18	601104	2	Bonded seal	3/4"
19	601040	2	Adapter	3/4"
20	645654	1	Hydraulic hose	
21	645568	1	Hydraulic hose	
22	645660	1	Hydraulic hose	
23	645558	1	Hydraulic hose	
24	645557	1	Hydraulic hose	
25	645659	1	Hydraulic hose	
26	645551	1	Hydraulic hose	
27	645600	1	Hydraulic hose	
28	645552	1	Hydraulic hose	
29	601016	1	Adapter	3/8"
30	620314	1	Restrictor	M6x1,5
31	613016	1	Orifice	M6x1,5
32	501087	2	Screw	M10x20 12.9
33	016228	1	Manifold	

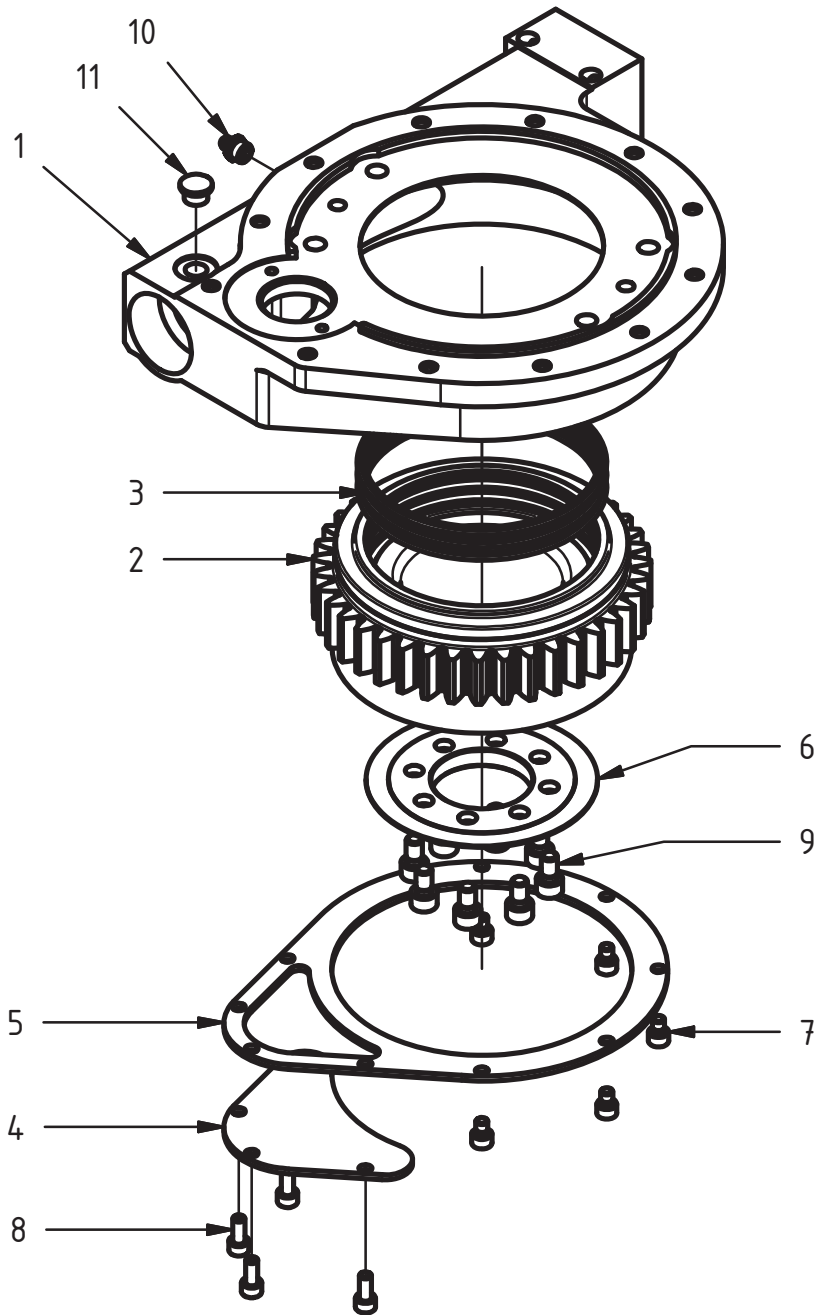


Structure				
Pos.	Part no.	Quantity	Description	Specification
34	601068	3	Banjo screw	1/4"
35	601200	3	Copper seal	13x19x1,5
36	602114	3	Seal ring	1/4"
37	601378	2	Flange	3/4"
38	501091	8	Screw	M10x35 12.9
39	543170	2	O-ring	3/4"
40	503074	4	Washer	NL8 sp
41	601110	1	Bonded seal	M18
42	601001	1	Plug	1/4"



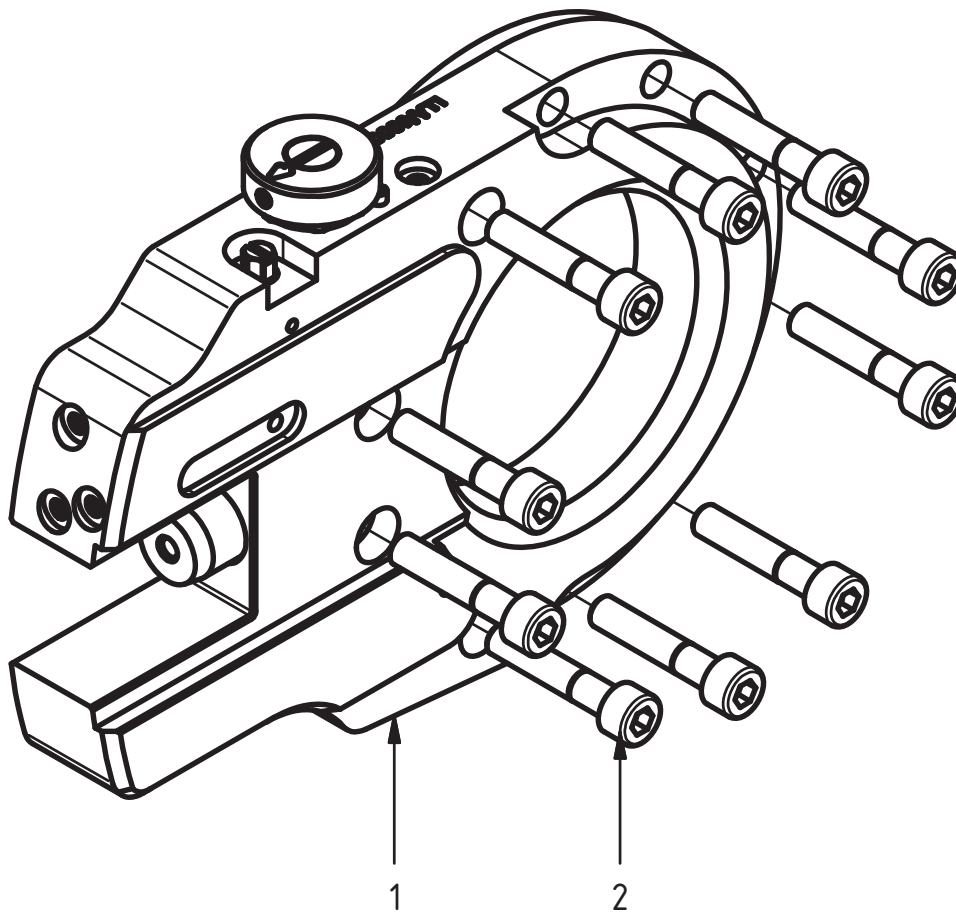
Hydraulic motor, 30cc

Structure 10003638				
Pos.	Part no.	Quantity	Description	Specification
1	609125	1	Hydraulic motor	F12-30
2	501131	4	Screw	M12x22 12.9
3	515029	2	Tension pin	8x14
4	625007	1	Grease nipple	M10x1
5	10003636	1	Key	
6	517245	1	Circlip	SGH 52
7	554283	1	Seal kit	
7.1	554238	1	Seal	30x52x7
7.2	554278	1	Spacer	
8	10003635	1	Carrier	
9	549210	1	Shim	0,5 mm
9	549211	1	Shim	1,0 mm
10	549122	1	Sprocket	z=18
11	503055	1	Washer	NL8
12	554401	1	Chain catcher	
13	501075	1	Screw	M8x50 12.9
14	515010	4	Cylindrical pin	6x20



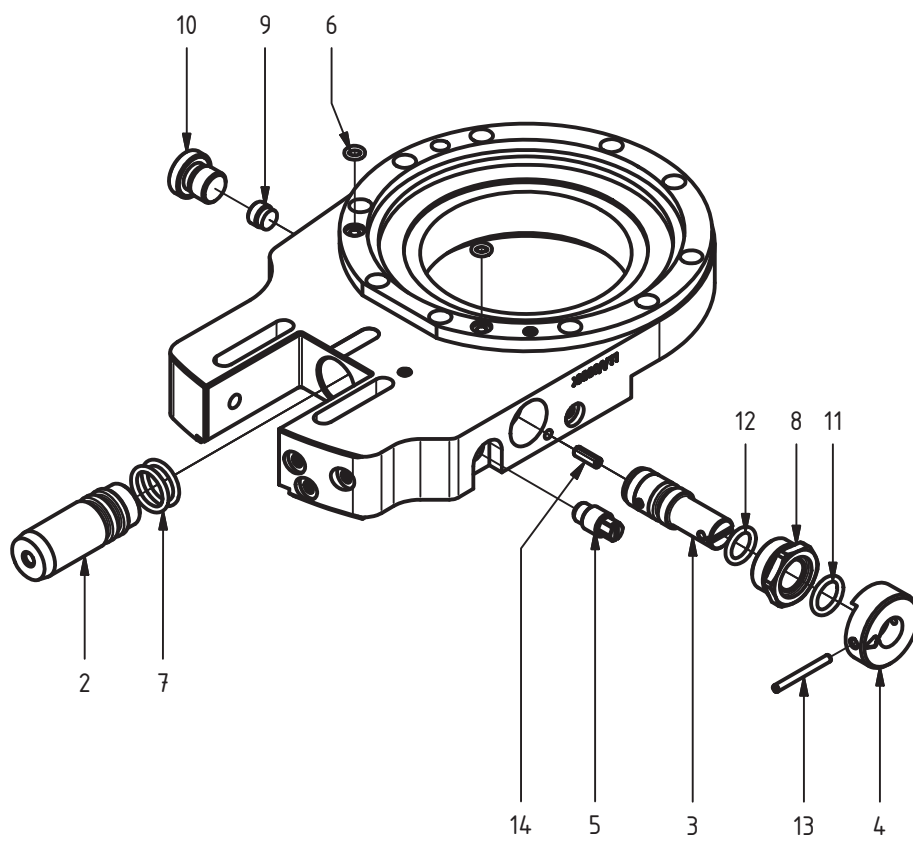
Bearing unit

Structure 10002145				
Pos.	Part no.	Quantity	Description	Specification
1	554151	1	Bearing unit	
2	554150	1	Bearing unit	
3	554111	1	Seal kit	
4	554153	1	Plate	
5	554152	1	Plate	
6	554149	1	Washer	
7	501041	5	SCrew	M6x8 12.9
8	501044	4	Screw	M6x14 12.9
9	501066	8	Screw	M8x14 12.9
10	625007	1	Grease nipple	M10x1
11	554257	1	Plug	



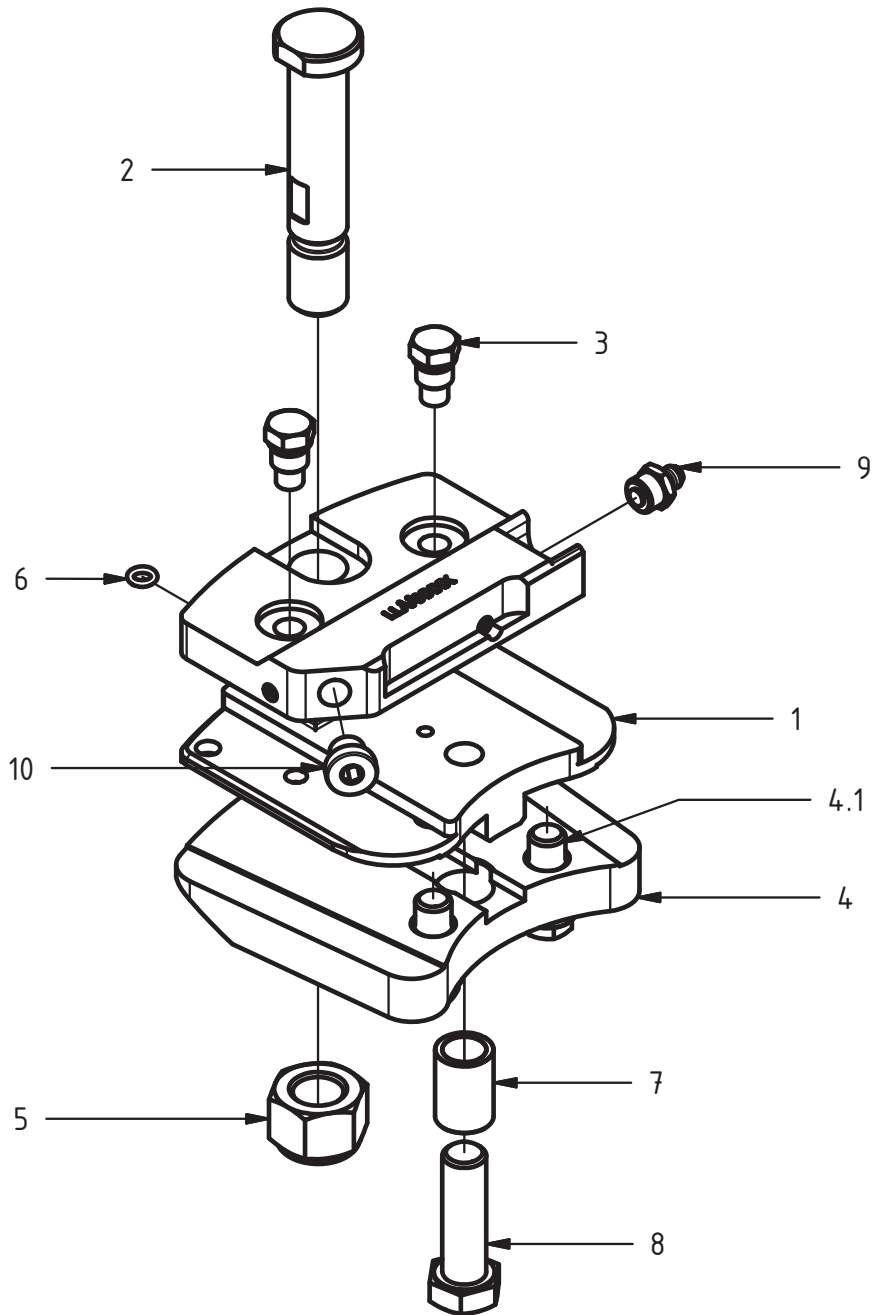
Saw bar bracket

Structure 10002146				
Pos.	Part no.	Quantity	Description	Specification
1	10002147	1	Saw bar bracket	
2	501073	10	Screw	M8x40 12.9



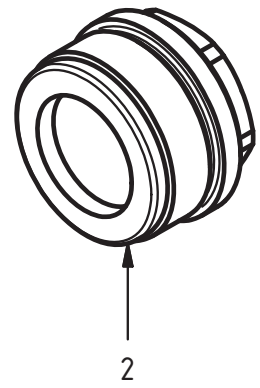
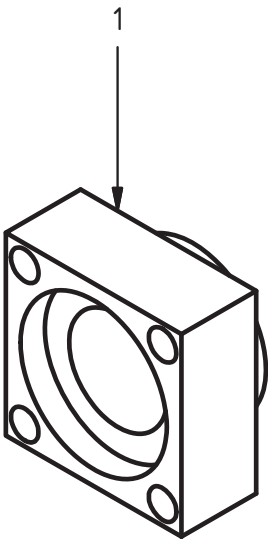
Saw bar bracket

Structure 10002147				
Pos.	Part no.	Quantity	Description	Specification
2	554403	1	Piston	
3	10002353	1	Valve	
4	10002354	1	Knob	
5	554115	1	Breather valve	
6	554122	2	O-ring	4,76x1,78
7	540072	2	O-ring	15,3x2,4 NBR 90
8	10002356	1	Nut	
9	617049	1	Check valve	RB0
10	601001	1	Hex plug	1/4"
11	554285	1	O-ring	
12	554117	1	O-ring	
13	10002357	1	Tension pin	
14	10002358	1	Tension pin	
	10002359	1	Piston kit	
	10002360	1	Knob kit	
	10002361	1	Valve kit	
	10002362	1	Seal kit	



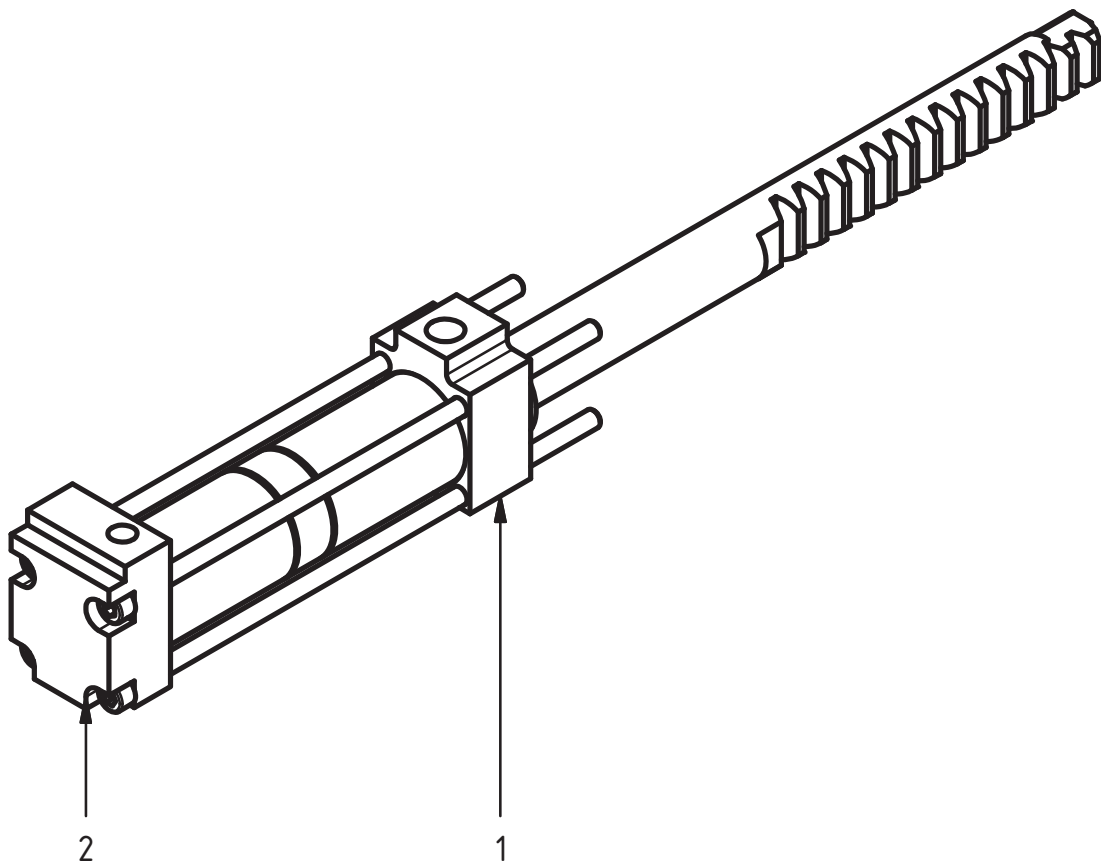
Saw bar holder

Structure 10002399				
Pos.	Part no.	Quantity	Description	Specification
1	10002400	1	Middle section	
2	554286	1	Pin screw	
3	10002401	2	Guide pin	
4	10002402	1	Plate	
4.1	10002403	2	Guide pin	
5	554287	1	Nut	
6	554122	1	O-ring	4,76x1,78
7	554404	1	Sleeve	
8	500400	1	Screw	
9	625007	1	Grease nipple	M10x1
10	601000	1	Hex plug	1/8"



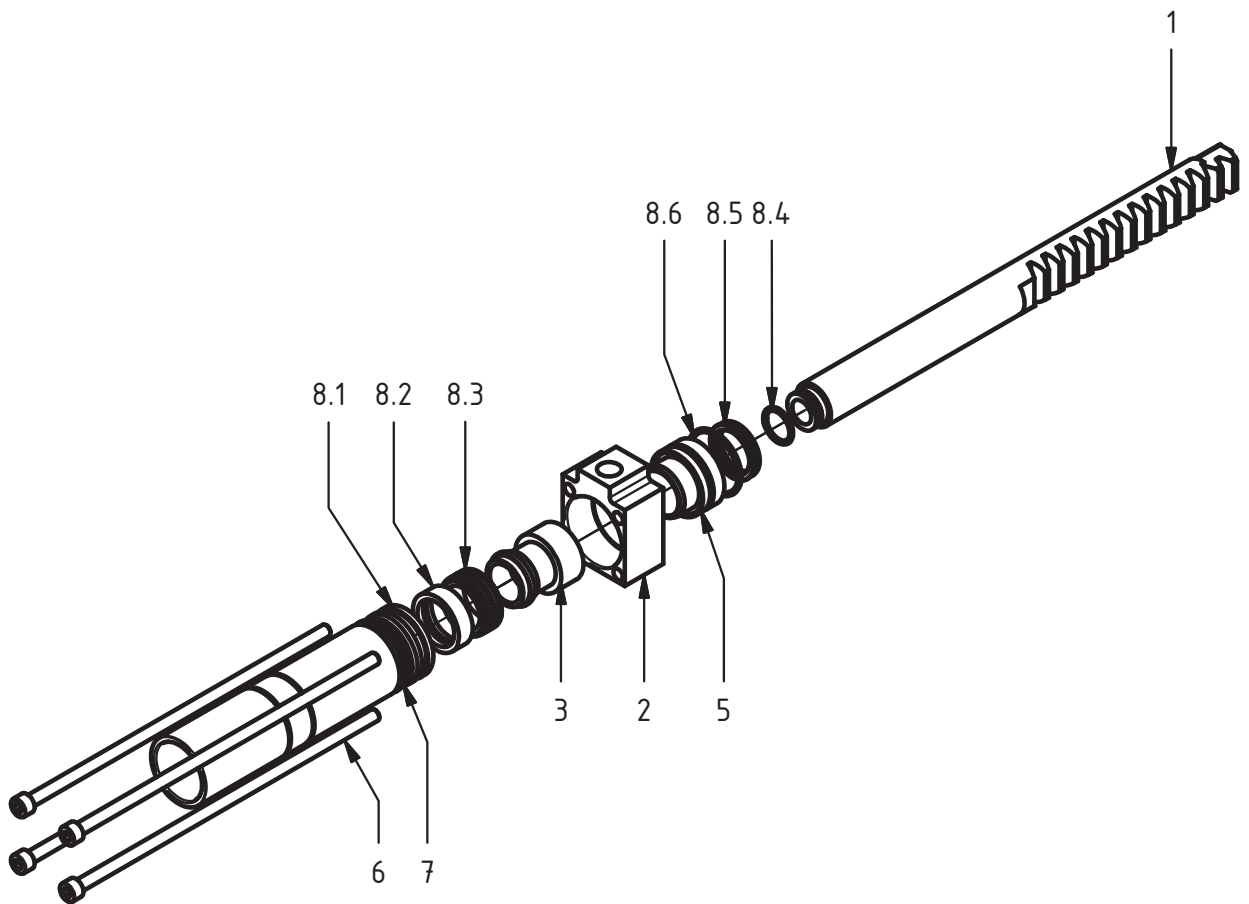
Mechanical stop

Structure 10002408				
Pos.	Part no.	Quantity	Description	Specification
1	554161	1	Spacer	
2	554154	1	Plug	



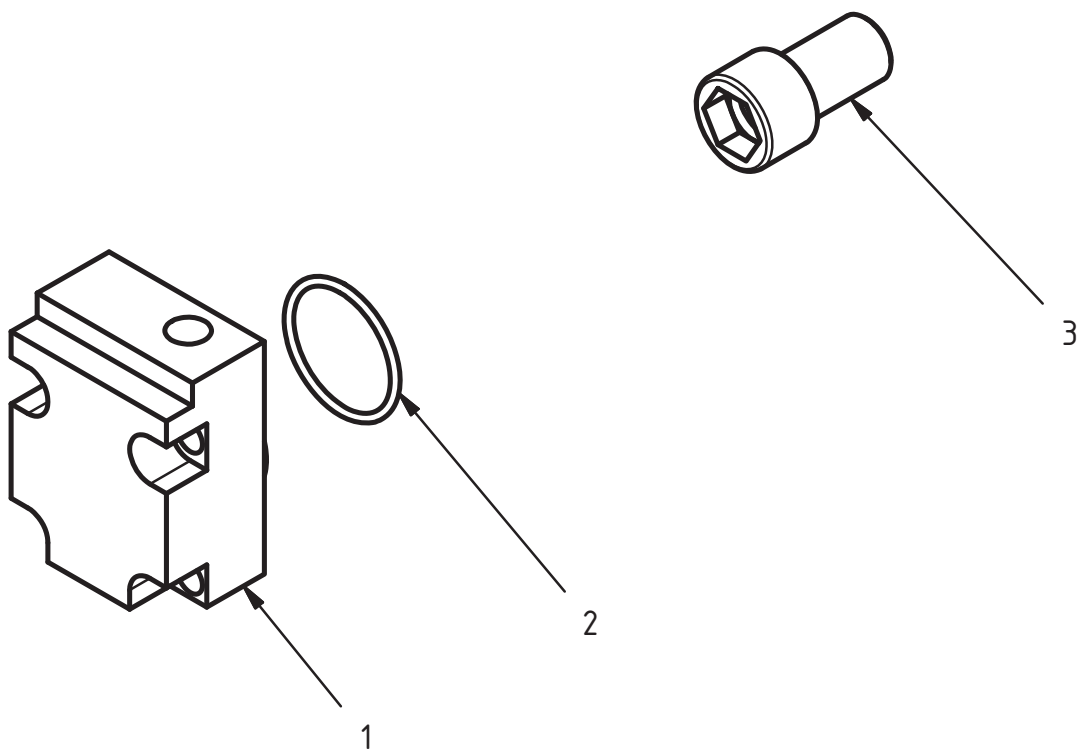
Hydraulic cylinder

Structure 10002411				
Pos.	Part no.	Quantity	Description	Specification
1	10002412	1	Hydraulic cylinder	
2	10002413	1	Bracket	



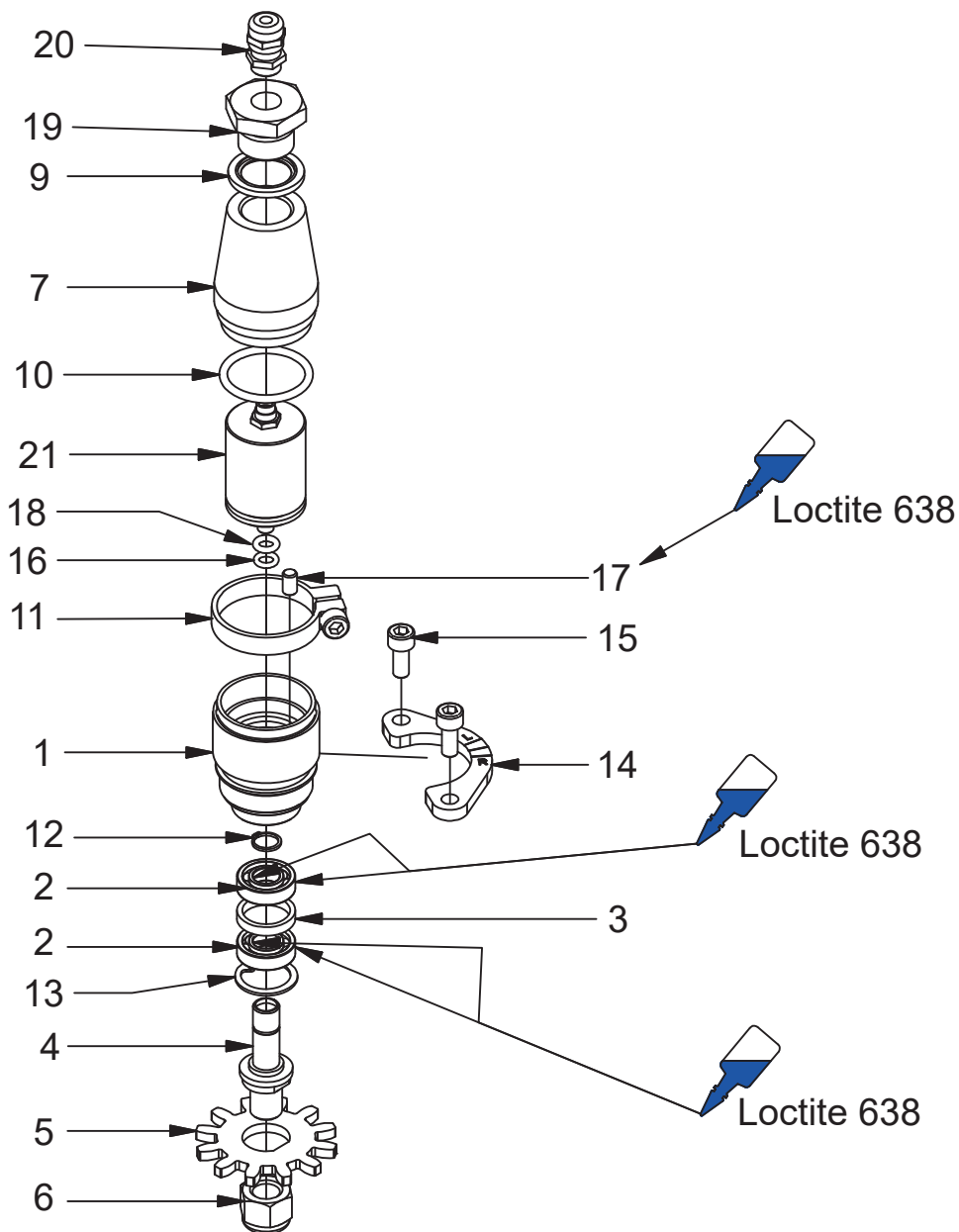
Hydraulic cylinder

Structure 10002412				
Pos.	Part no.	Quantity	Description	Specification
1	554106	1	Rod	
2	554158	1	Bracket	
3	554107	1	Piston	
5	554160	1	Cap	
6	554162	4	Screw	
7	554159	1	Pipe	Ø40
8	554191	1	Seal kit	
8.1	554102	1	Seal	44,4x48,0x4,5
8.2	554103	1	Support ring	40x12
8.3	554100	1	Seal	40x30x15
8.4	543021	1	O-ring	20,3x2,4
8.5	554101	1	Seal	SG 30/38x6,3
8.6	554105	1	O-ring	40,6x2,4



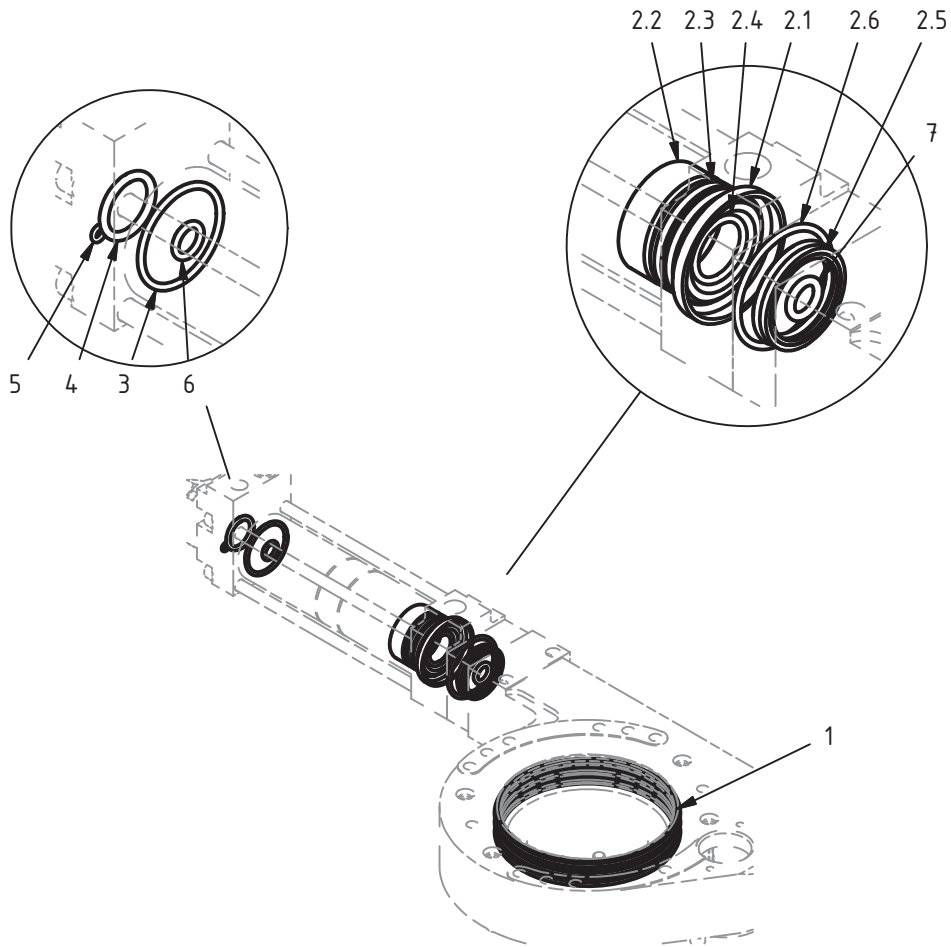
Bracket

Structure 10002413				
Pos.	Part no.	Quantity	Description	Specification
1	554164	1	Manifold	
2	554126	1	O-ring	34,5x2,4
3	554165	1	Screw	

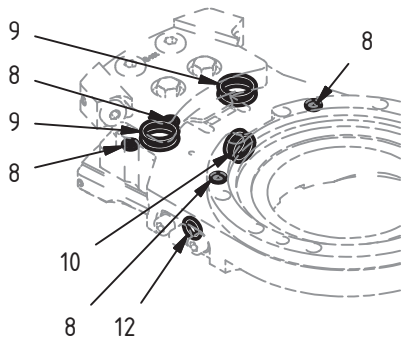


Encoder

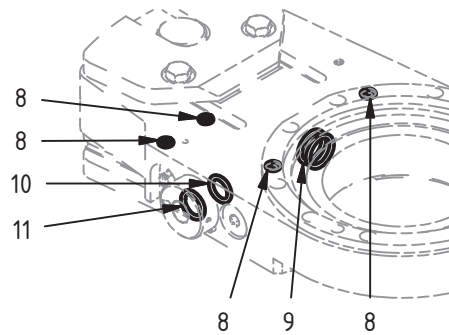
Structure 554276				
Pos.	Part no.	Quantity	Description	Specification
1	554262	1	Sleeve	
2	508052	2	Ball bearing	61900 2RS
3	554263	1	Spacer	
4	554264	1	Shaft	
5	554137	1	Cogwheel	
6	502057	1	Nut	M12
7	554265	1	Cap	
9	601103	1	Bonded seal	1/2"
10	540119	1	O-ring	29,2x3,0
11	554168	1	Clamp	
12	554266	1	Circlip	SGA 10
13	554267	1	Circlip	SGH 22
14	554166	1	Holder	
15	501044	2	Screw	M6x14 12.9
16	554268	1	O-ring	5,5x2,0
17	554269	1	Guide pin	
18	540062	1	O-ring	5,3x2,4
19	17921	1	Adapter	1/2" - PG 7
20	401060	1	Cable gland	PG 7
21	554138	1	Encoder	17 ppr



SuperCut 100

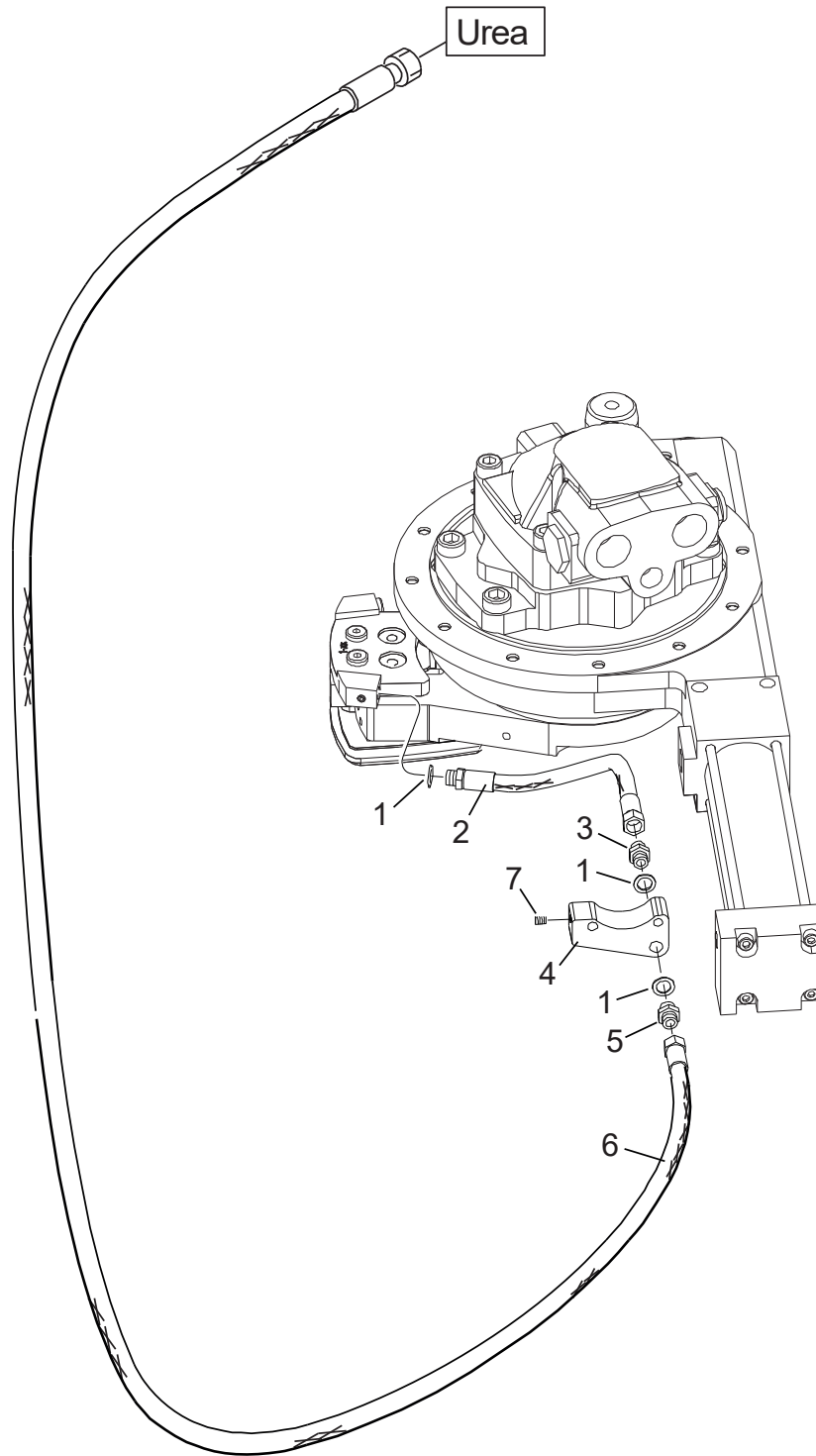


SuperCut 100 MkII / 150



Seal kit

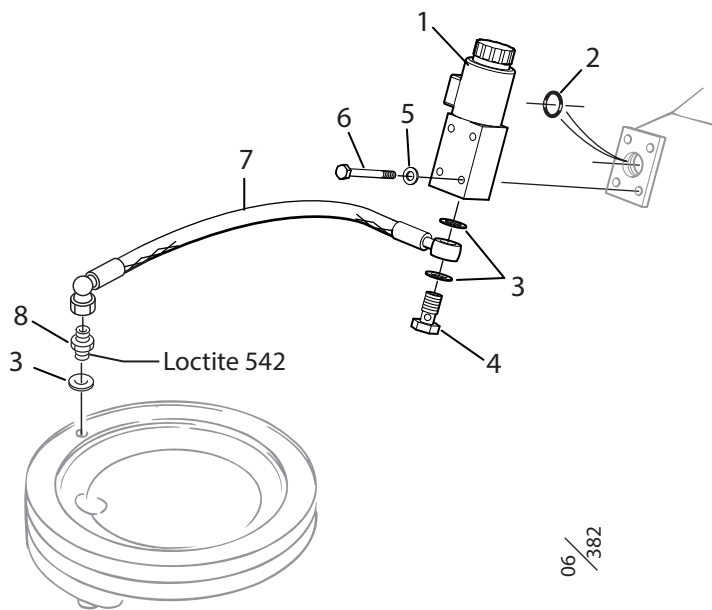
Structure 554112				
Pos.	Part no.	Quantity	Description	Specification
1	554111	1	Seal kit	
2	554191	1	Seal kit	
2.1	554102	1	Seal	Ø44,4x48,0x4,5
2.2	554103	1	Seal	FA 40x12
2.3	554100	1	Seal	40x30x15
2.4	543021	1	O-ring	20,3x2,4
2.5	554101	1	Seal	SG 30/38x6,3
2.6	554105	1	O-ring	40,6x2,4
3	554126	1	O-ring	34,5x2,4
4	540115	1	O-ring	19,2x3,0
5	554132	1	O-ring	2,7x1,78
6	540066	1	O-ring	9,3x2,4
7	554131	1	O-ring	10x3
8	554122	8	O-ring	4,76x1,78 NBR 70
9	540072	6	O-ring	15,3x2,4 NBR 90
10	554117	3	O-ring	11,3x2,4 NBR 90
11	554285	1	O-ring	12,3x2,4 NBR 70
12	540064	1	O-ring	7,3x2,4



06/385

Stump treatment

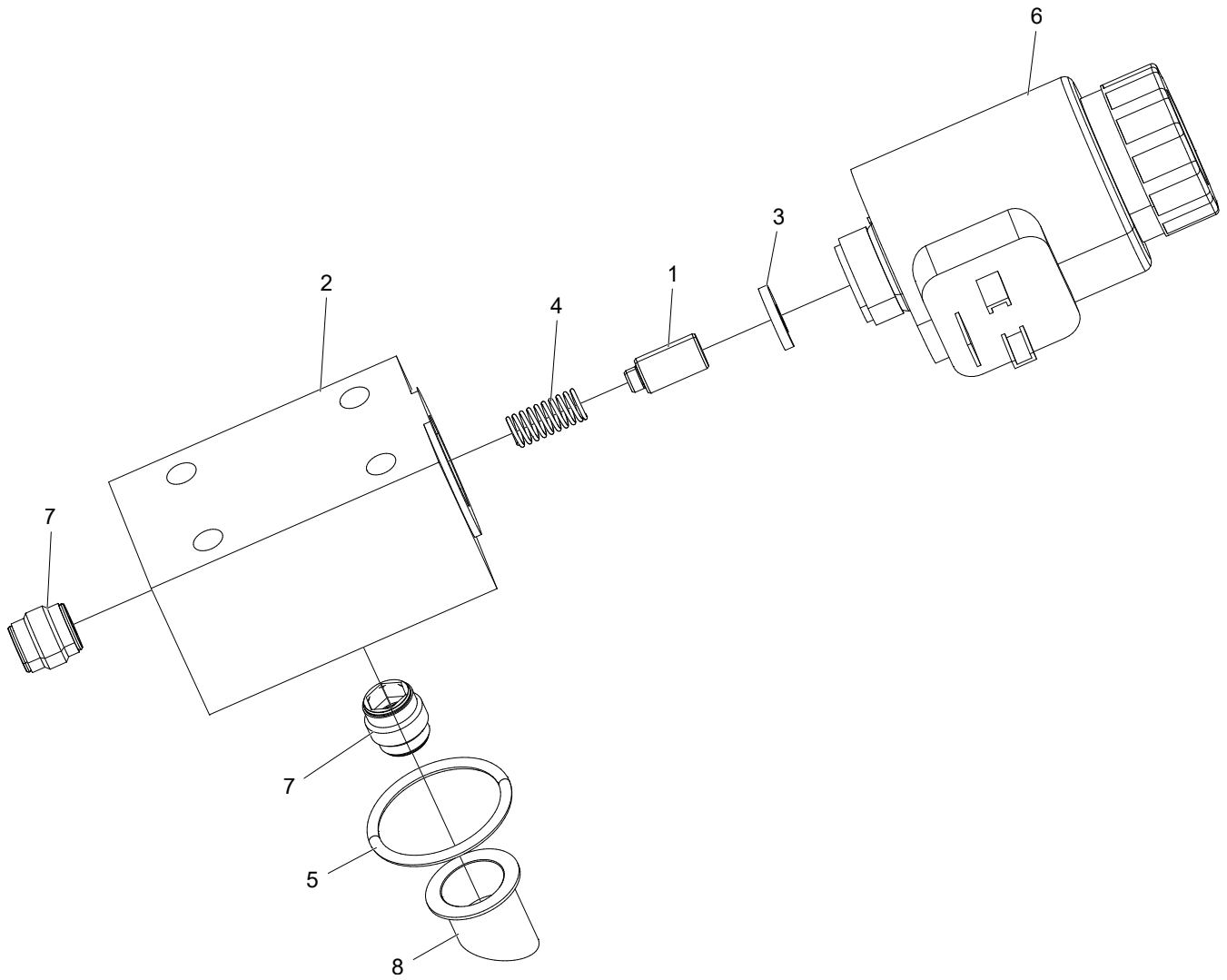
Structure 033078, 033080, 554277				
Pos.	Part no.	Quantity	Description	Specification
1	601100	3	Bonded seal	1/8"
2	554188	1	Hydraulic hose	
3	601025	1	Adapter	1/8"
4	554187	1	Bracket	
5	601026	1	Adapter	1/8" - 1/4"
6	645553	1	Hydraulic hose	
7	513040	1	Stop screw	M6x6



06/382

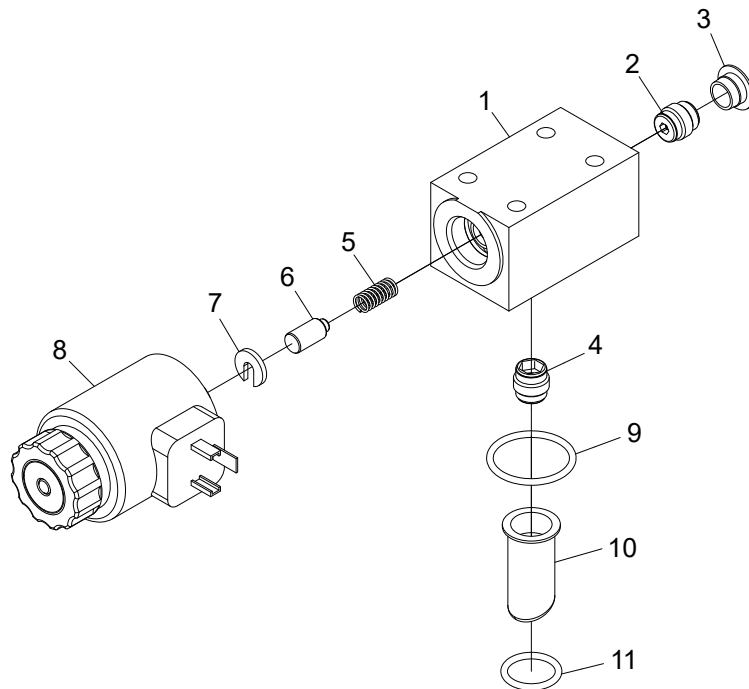
Chain lubrication - Easy Greasy

Structure 005713C				
Pos.	Part no.	Quantity	Description	Specification
1	033027	1	Pump compl.	98XL
1	10003110	1	Pump compl.	SC100S
2	540074	1	O-ring	Ø 17.3x2.4
3	601101	3	Bonded seal	1/4"
4	601060	1	Banjo screw	R 1/4"
5	503065	4	Washer	M6 Nordlock
6	500029	4	Screw	M6S M6x45 8.8 FZB
7	642774	1	Hydraulic hose	
8	014092	1	Adapter	G 1/4"



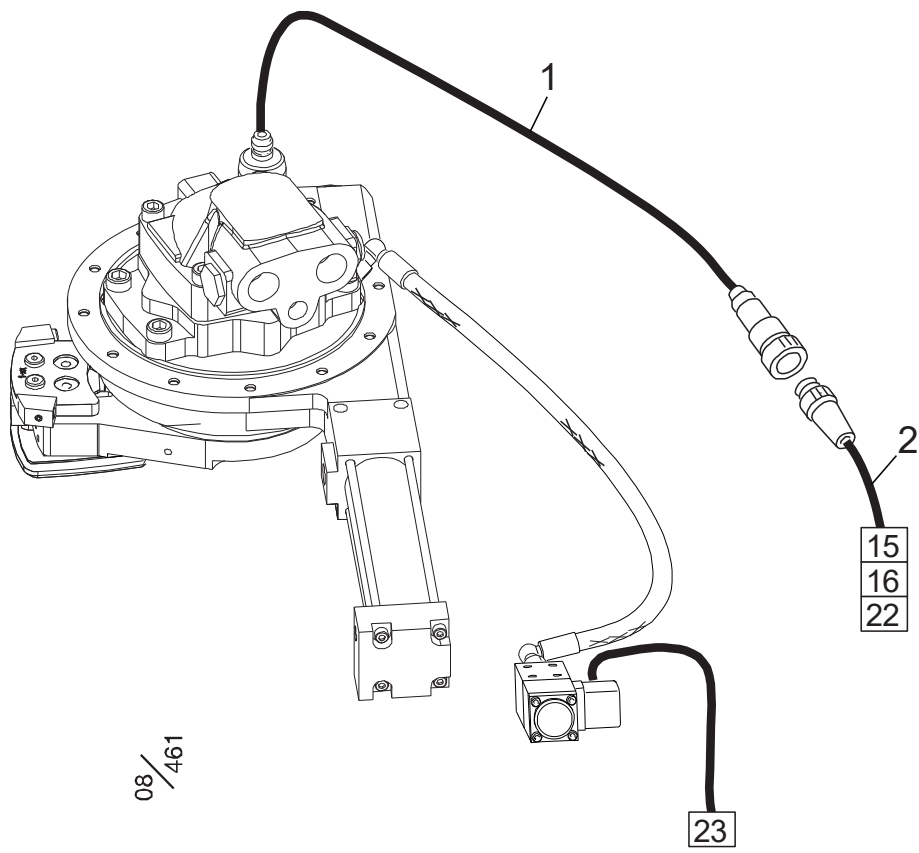
Easy Greasy pump

Structure 033027				
Pos.	Part no.	Quantity	Description	Specification
1	010897		Piston	0,20 ccm
2	016282		Pump housing	
3	016426		Spacer	
4	526005		Spring	0,8x6,3x20,8
5	543012		O-ring	27,6x2,4
6	613062		Solenoid	24V
7	617016		Check valve	
8	620302		Filter	



Easy Greasy pump, SC100S

Structure 10003110				
Pos.	Part no.	Quantity	Description	Specification
1	016282	1	Pump housing	
2	617048	1	Check valve	1,5 bar
3	522002	1	Plug	KS15 (G1/4)
4	617016	1	Check valve	0,05-0,07 bar
5	526005	1	Spring	
6	010897	1	Piston	0,20 ccm
7	016426	1	Spacer	
8	613062	1	Solenoid	24V
9	543012	1	O-ring	Ø27,6x2,4
10	620302	1	Filter	
11	540074	1	O-ring	Ø17,3x2,4



Electrical system, saw unit

Structure 033768-500, 039712-500, 033768, 039712				
Pos.	Part no.	Quantity	Description	Specification
1	032169	1	Cable cpl.	
2	017341	1	Sensor	LM510 & Dasa Forester
	402587	1	Cable with connector	Dasa4, Cabswin, IT/PC & VU

Saw 98XL, saw bar and saw chains

Structure				
Pos.	Part no.	Quantity	Description	Specification
	549518-175	1	Saw bar	750 mm z=12
	549518-182	1	Saw bar	820 mm z=12
	549018-086	1	Saw chain	86E
	549018-093	1	Saw chain	93E

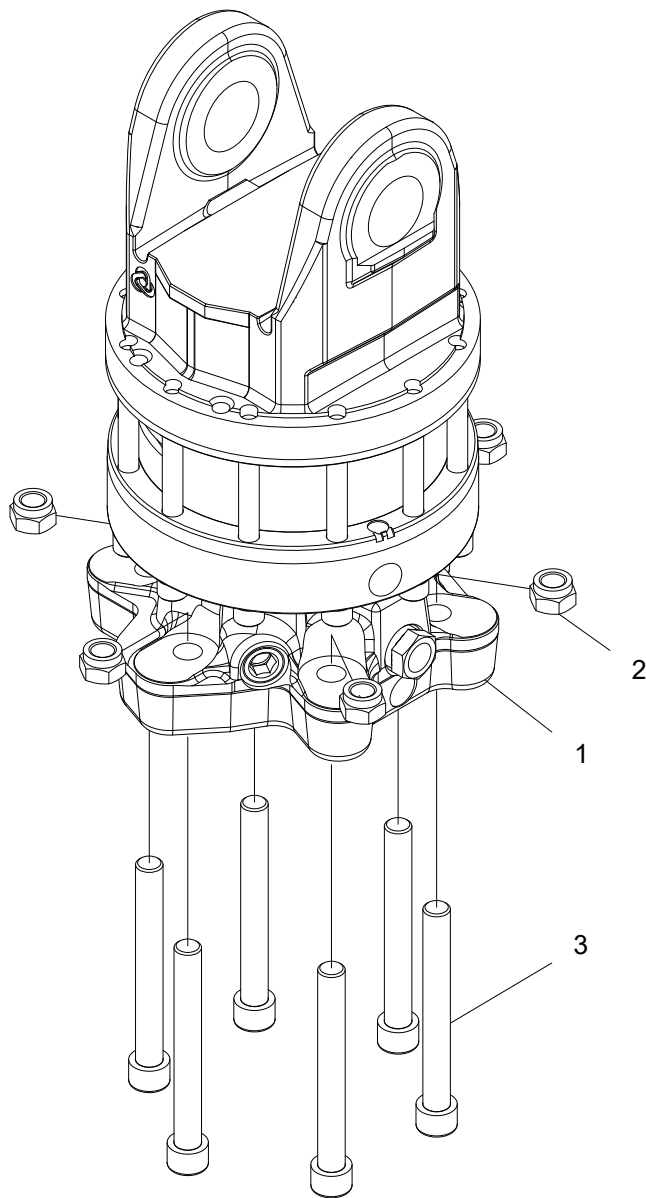
Saw bar and chain, 19cc

Structure				
Pos.	Part no.	Quantity	Description	Specification
	549518-175		Saw bar	z=12 750 mm
	549518-182		Saw bar	z=12 820 mm
	549418-190		Saw bar	z=12 900 mm
	549018-086		Saw chain	86E
	549018-093		Saw chain	93E
	549018-101		Saw chain	101E

Saw bar and chain, 30cc

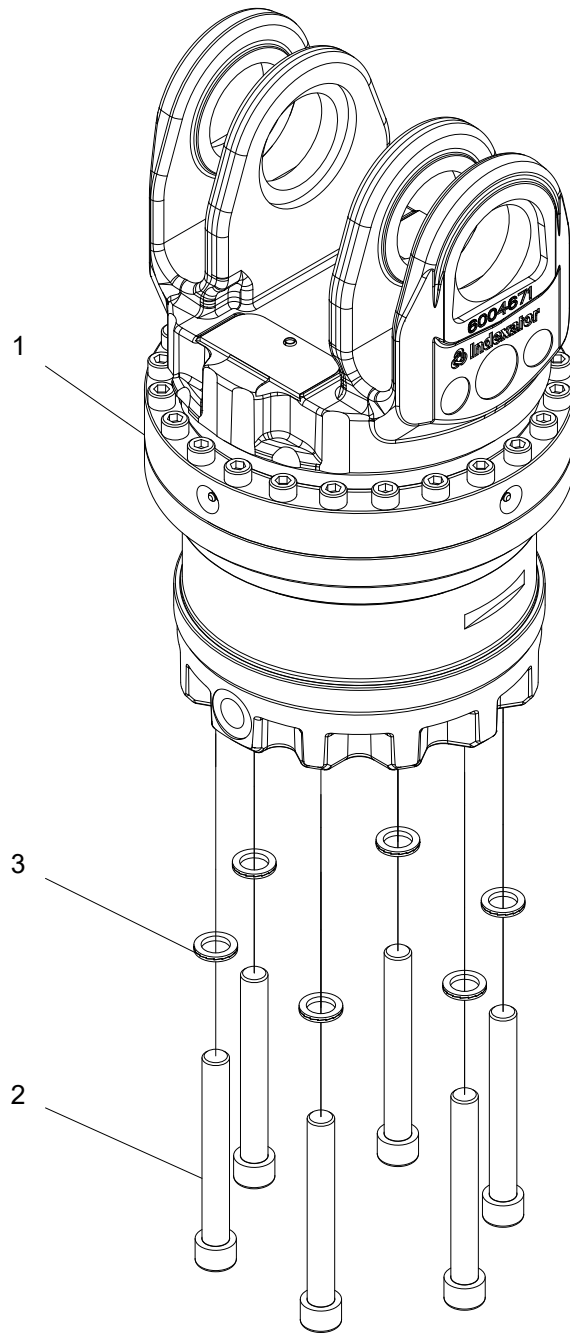
Structure				
Pos.	Part no.	Quantity	Description	Specification
	549518-475		Saw bar	z=18 750 mm
	549518-482		Saw bar	z=18 820 mm
	549418-490		Saw bar	z=18 900 mm
	549018-090		Saw chain	90E
	549018-098		Saw chain	98E
	549018-106		Saw chain	106E

7. Rotators



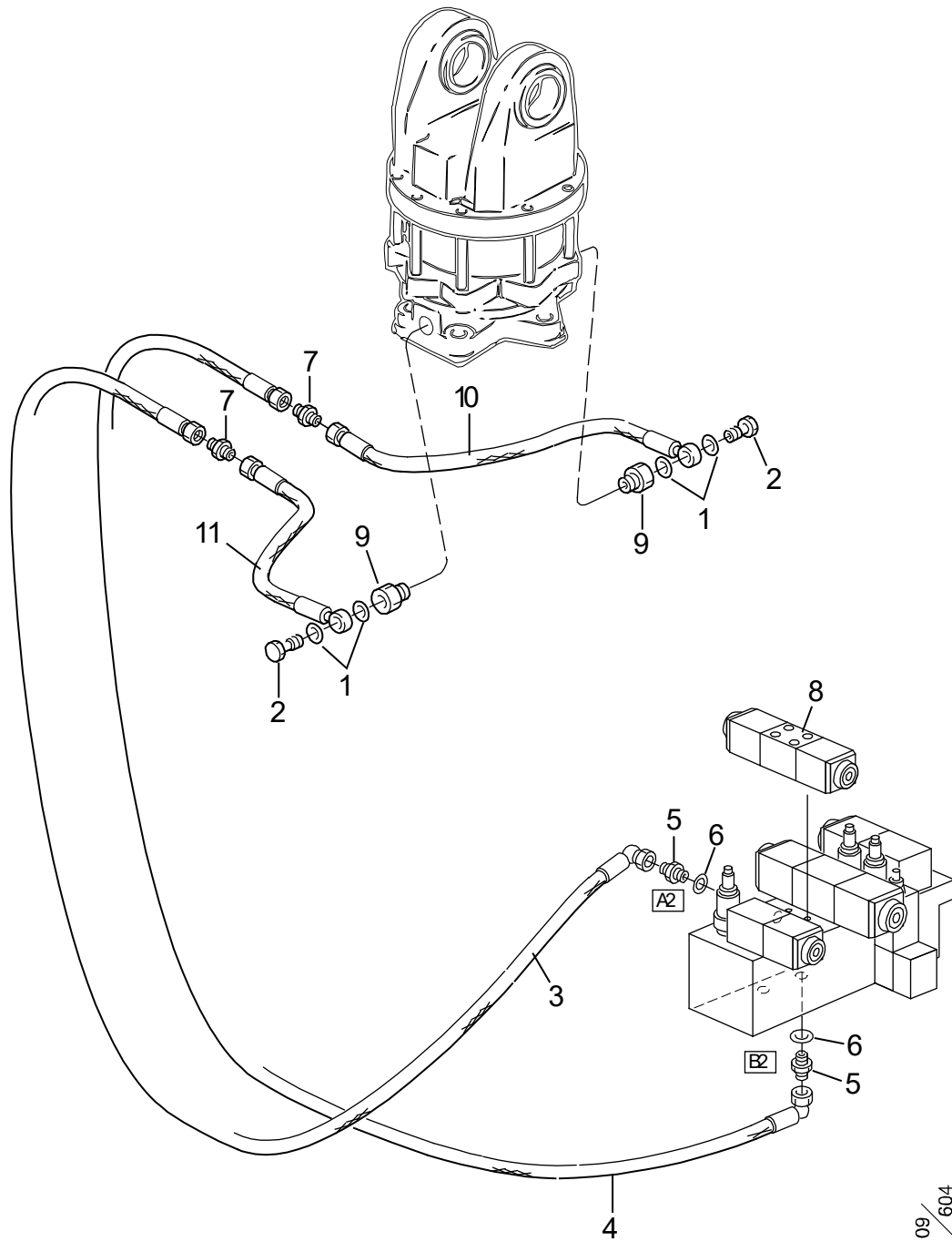
Rotator AV17S

Structure 033016				
Pos.	Part no.	Quantity	Description	Specification
1	618038	1	Rotator	
2	502705	6	Nut	M16
3	501145	6	Screw	M16x140 12.9



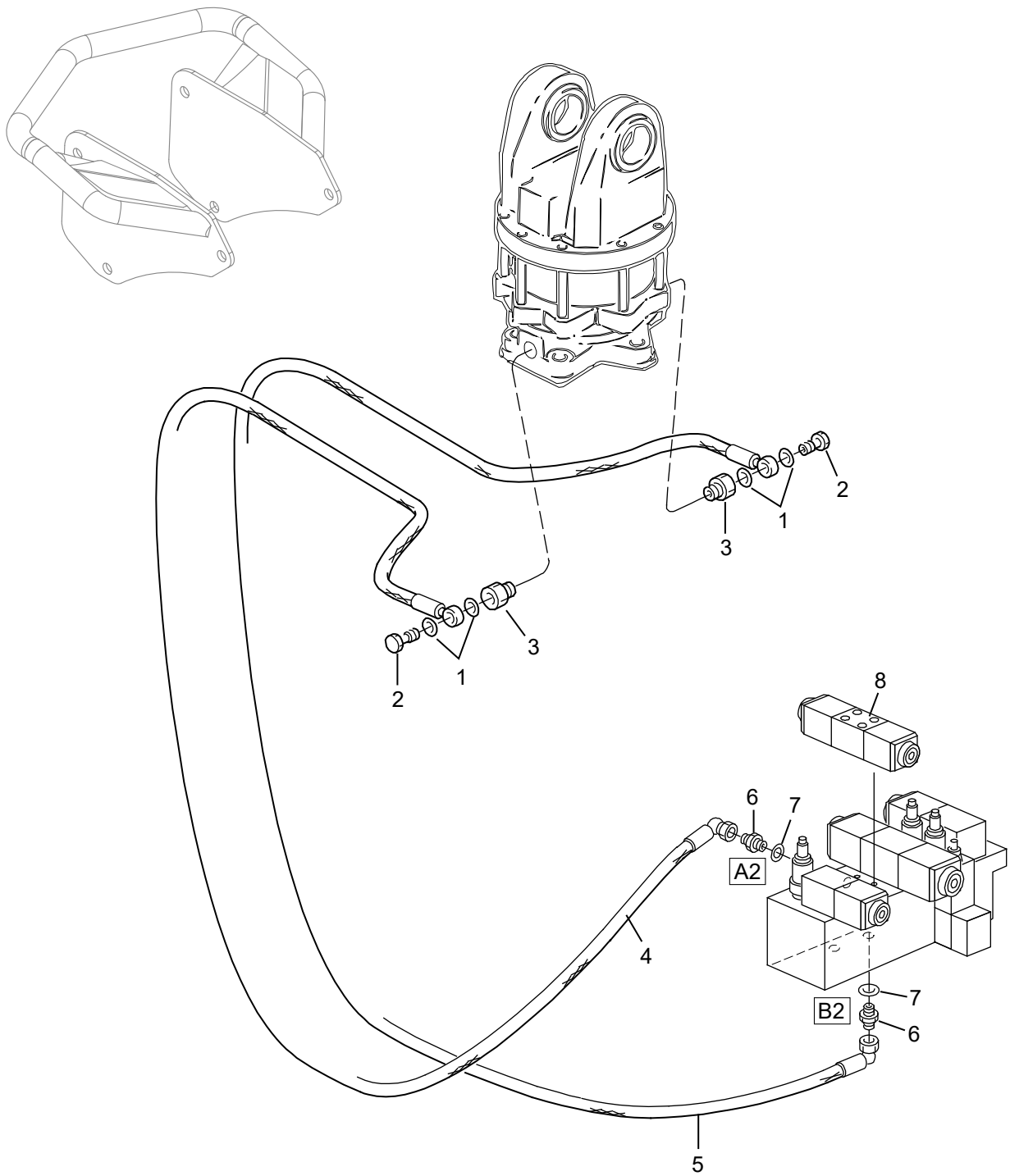
Rotator HX30 LS

Structure 043597				
Pos.	Part no.	Quantity	Description	Specification
1	618103	1	Rotator	
2	501144	6	Screw	M16x130 12.9
3	503063	6	Washer	NL16



Rotator control, valve, without protection bar

Structure 033620, 033622				
Pos.	Part no.	Quantity	Description	Specification
1	601200	4	Copper seal	13x19x1.5
2	601060	2	Banjo screw	R 1/4"
3	649270	1	Hydraulic hose	
4	649271	1	Hydraulic hose	
5	601029	2	Coupling	R 1/4" UF – R 3/8" UF
6	601102	2	Bonded seal	3/8"
7	601028	2	Adapter	R 1/4" UF – R 1/4" UF
8	010278	1	Directional valve	24 V On – Off
	612029	1	Directional valve	24 V Proportional / Proportionell
9	602059	2	Adapter	R 1/2" – R 1/4" UF – IF
10	649318	1	Hydraulic hose	
11	649272	1	Hydraulic hose	



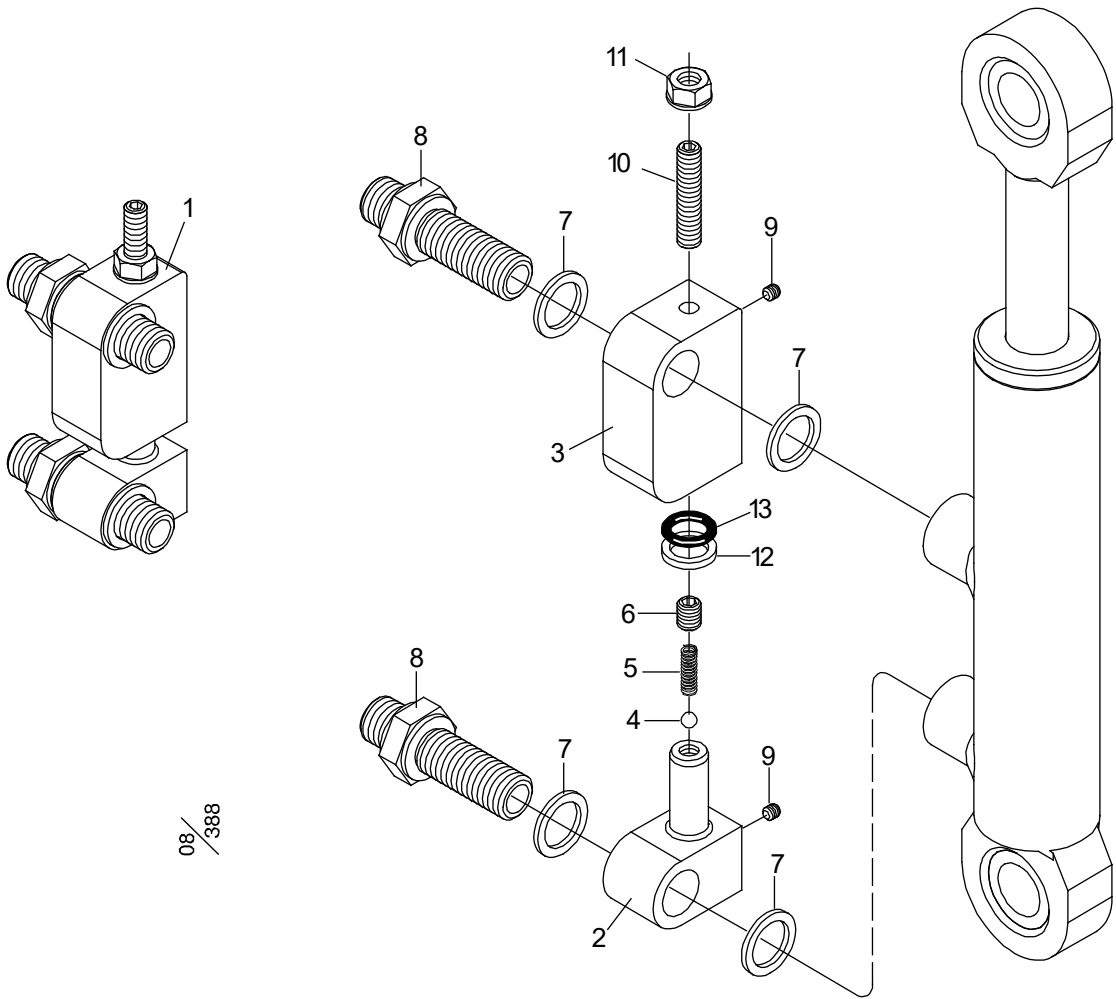
09/037

Log Max - Rotatorstyrning med skyddsbåge fällänk

Rotator control, valve, with protection bar

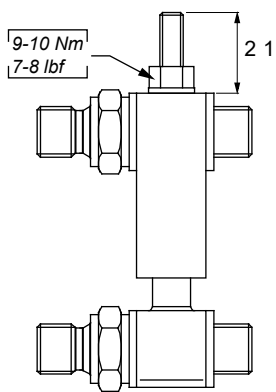
Structure 033620, 033622				
Pos.	Part no.	Quantity	Description	Specification
1	601200	4	Copper seal	13x19x1.5
2	601060	2	Banjo screw	R 1/4"
3	602059	2	Adapter	R 1/2" – R 1/4" UF – IF
4	645632	1	Hydraulic hose	
5	645633	1	Hydraulic hose	
6	601029	2	Adapter	R 1/4" UF – R 3/8" UF
7	601102	2	Bonded seal	3/8"
8	010278	1	Directional valve	24 V On – Off
	612029	1	Directional valve	24 V Proportional / Proportionell

8. Accessories

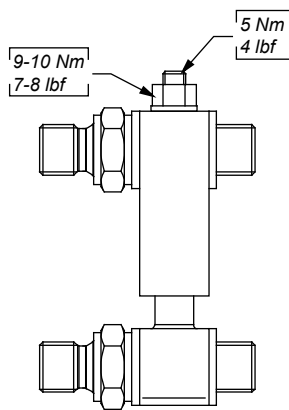


08/388

Vinter / Winter

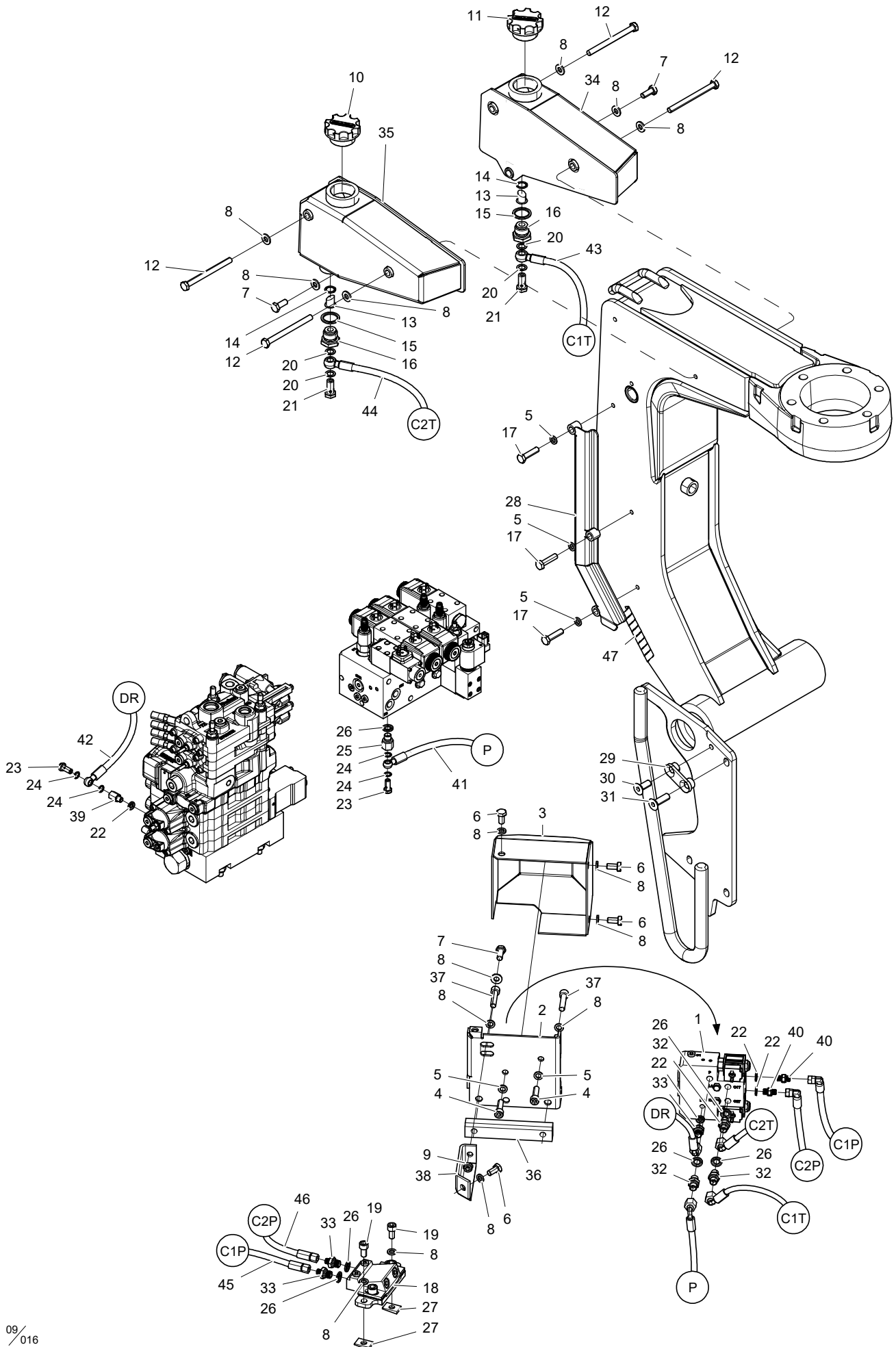


Sommar / Summer



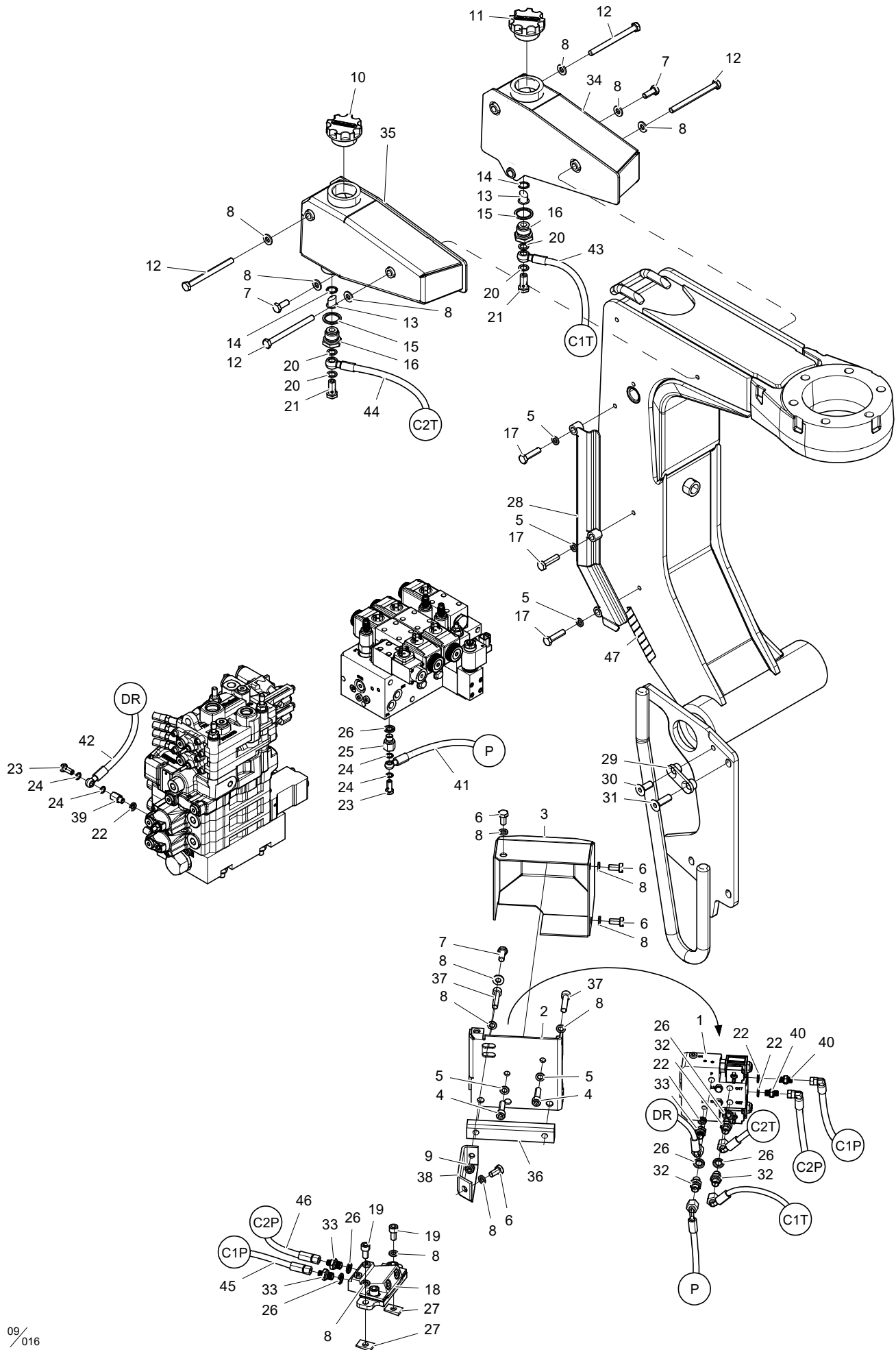
Bypass valve

Structure 039119				
Pos.	Part no.	Quantity	Description	Specification
1	031070	1	Bypass valve cmpl.	
2	017342	1	Nipple	
3	017343	1	Seal retainer	
4	511003	1	Steel ball	RB-4
5	526014	1	Spring	
6	013734	1	Restrictor	Ø 0.7 mm
7	601101	4	Bonded seal	1/4"
8	013691	2	Bulkhead	R1/4"
9	519059	2	Expander	Ø 0.3 mm
10	513046	1	Screw	P6SS M6x30
11	519062	1	Nut	M6
12	546005	1	Support ring	10-14
13	540066	1	O-ring	9.3x2.4

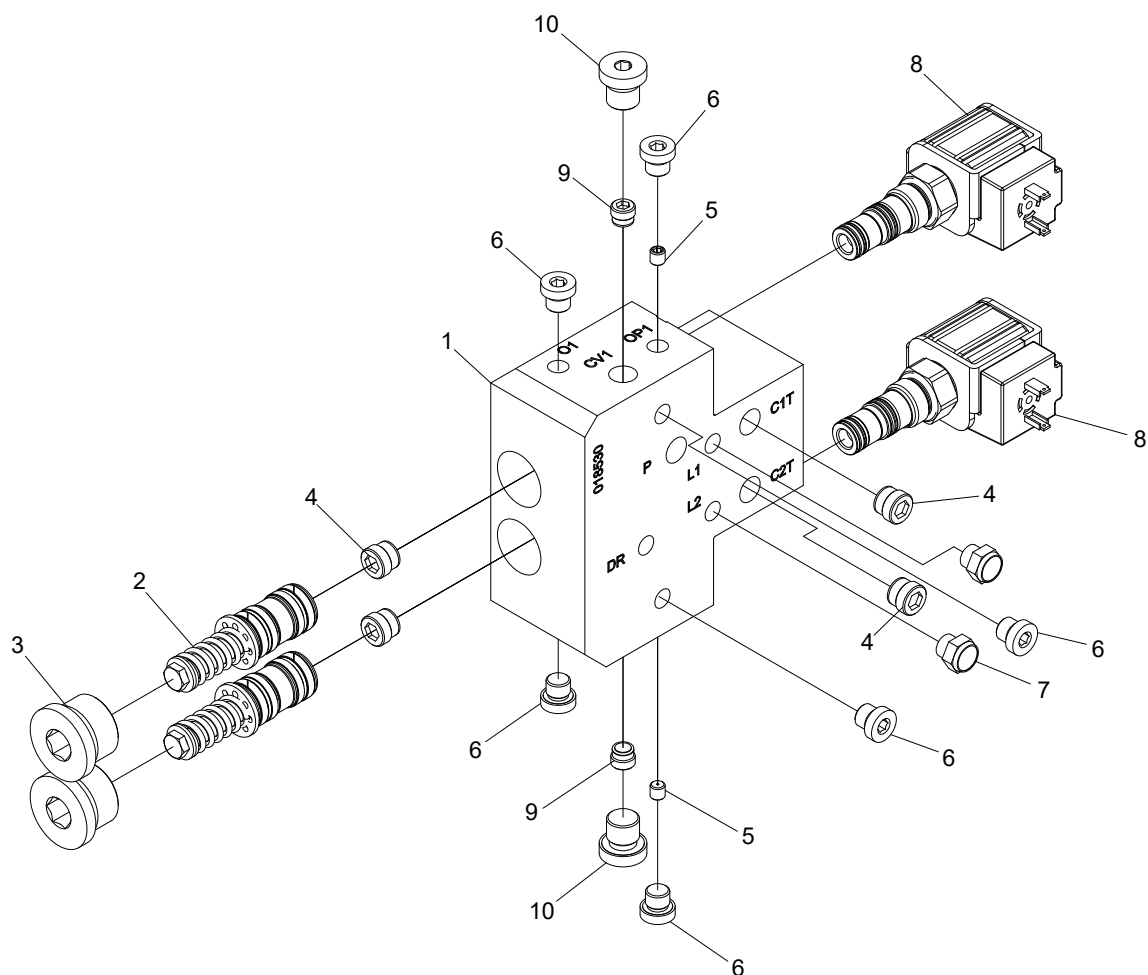


Color marking equipment

Structure 039130				
Pos.	Part no.	Quantity	Description	Specification
1	018531	1	Color pump	C2019
2	018335	1	Chassis	
3	017734	1	Cover	
4	501091	2	Screw	MC6S M10x35 12.9
5	503057	5	Washer	M10 Nordlock
6	500066	4	Screw	M6S M10x20 8.8 FZB
7	500068	3	Screw	M6S M10x25 8.8 FZB
8	503075	15	Washer	M10 Nordlock Wide / Stor
9	502055	1	Nut	M10 Locking Low / Låg
10	017327	1	Filling cap	Blue / Blå
11	017326	1	Filling cap	Red / Röd
12	500083	4	Screw	M6S M10x120 8.8 FZB
13	620302	2	Strainer	
14	543048	2	O-ring	16.3x2.4 Viton
15	601104	2	Bonded seal	3/4"
16	015941	2	Adapter	G 3/4" – 1/4"
17	500071	3	Screw	M6S M10x40 8.8 FZB
18	609074	1	Color marking manifold	
19	501087	2	Screw	MC6S M10x20 12.9
20	601200	4	Copper seal	13x19x1.5
21	601060	2	Banjo screw	R 1/4"
22	601100	4	Bonded seal	1/8"
23	601701	2	Banjo screw	G 1/8"
24	601203	4	Copper seal	10x14x1.0
25	602086	1	Adapter	1/4" – 1/8" UF – IF
26	601101	6	Bonded seal	1/4"
27	016295	2	Wedge	
28	014829	1	Cover	
29	014482	1	Hose clamp	
30	504066	1	Screw	MF6S M12x30 10.9
31	504068	1	Screw	MF6S M12x40 10.9
32	601028	3	Adapter	R 1/4" UF - R 1/4" UF
33	601026	3	Adapter	R 1/8" UF - R 1/4" UF

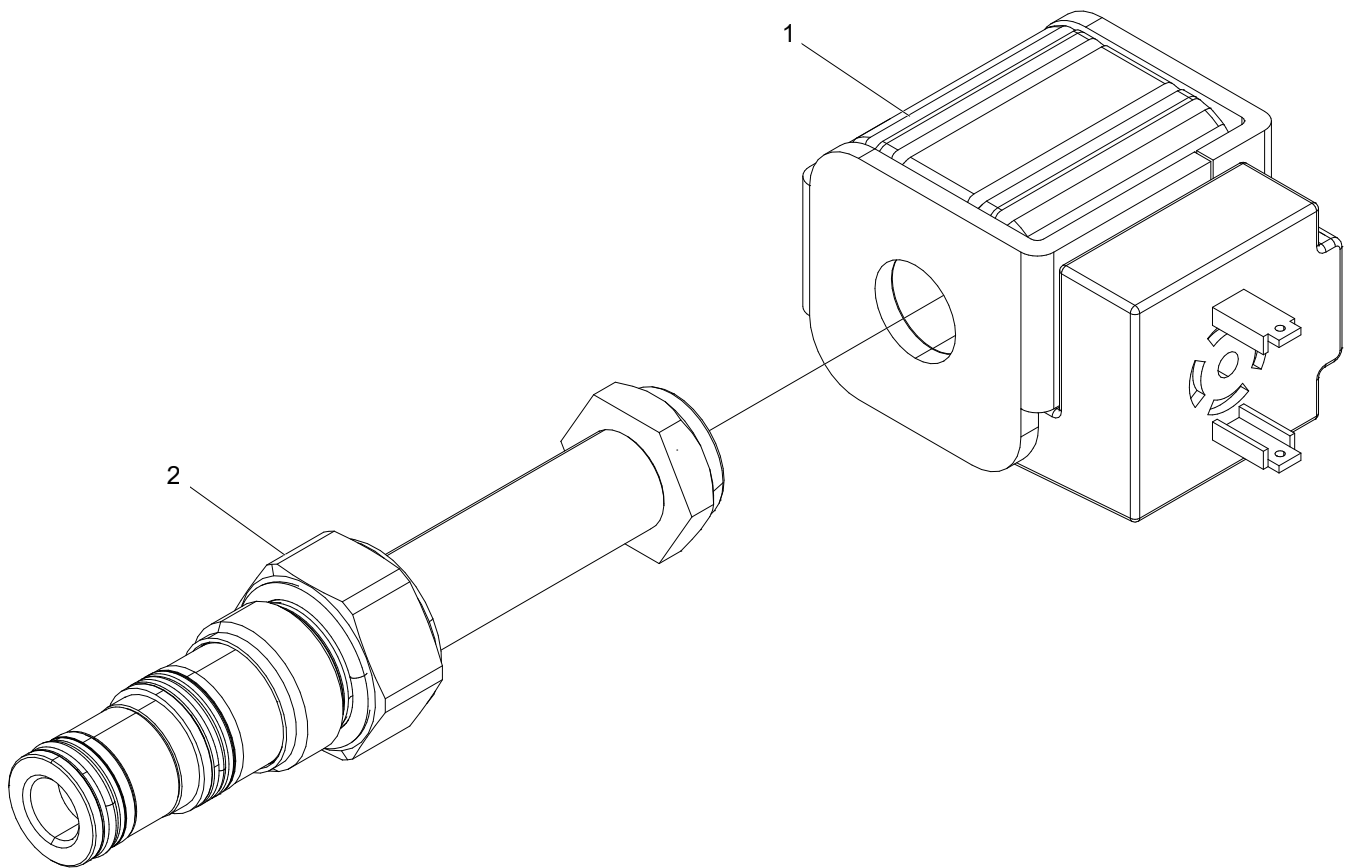


Structure				
Pos.	Part no.	Quantity	Description	Specification
34	015754	1	Color tank	Left / Vänster
35	015755	1	Color tank	Right / Höger
36	016251	1	Spacer	
37	501093	2	Screw	MC6S M10x45 12.9
38	016250	1	Bracket	
39	602083	1	Adapter	1/8" – 1/8" IF – UF
40	601025	2	Adapter	R 1/8" UF – R 1/8" UF
41	645611	1	Hydraulic hose	
42	645612	1	Hydraulic hose	
43	645613	1	Hydraulic hose	
44	645614	1	Hydraulic hose	
45	645615	1	Hydraulic hose	
46	645616	1	Hydraulic hose	
47	615055	1	Hose cover	1/2", 1.3 M



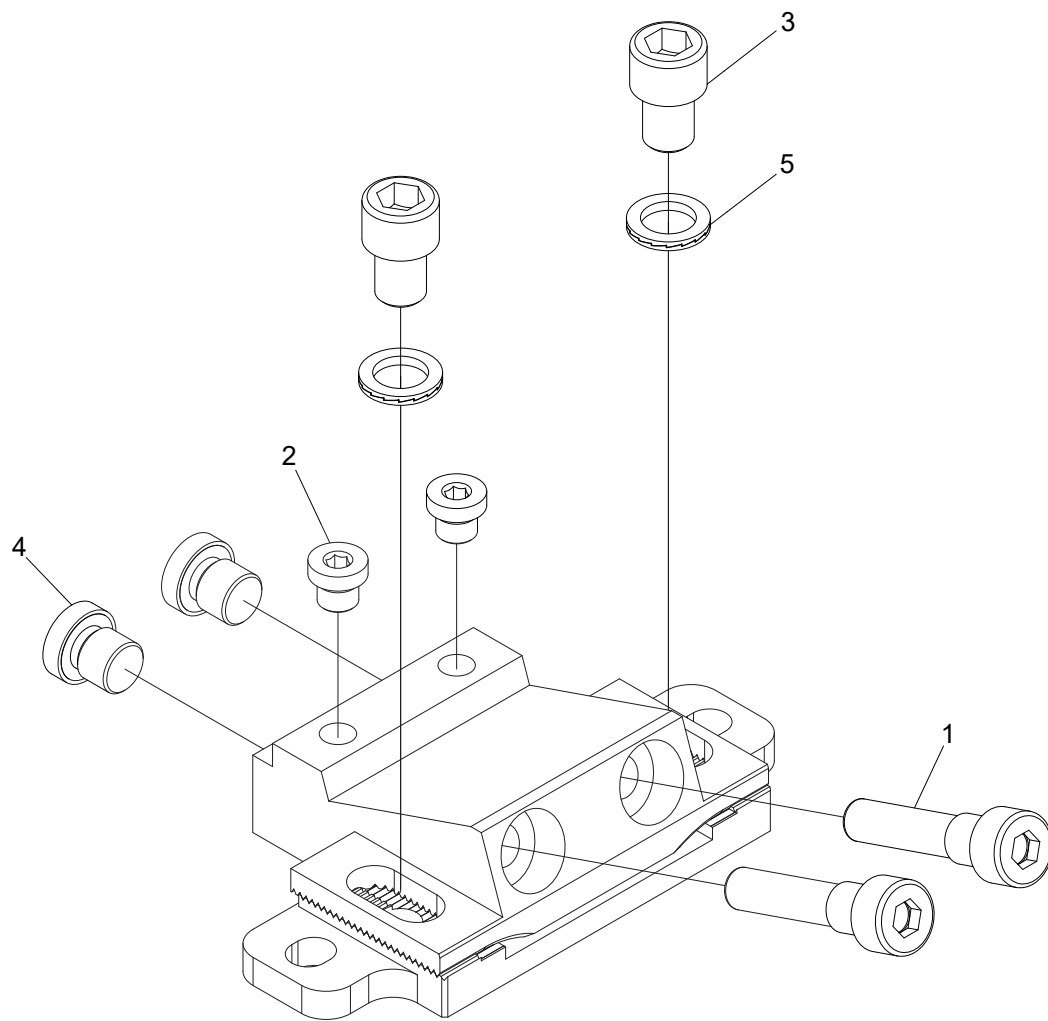
Color marking pump

Structure 018531				
Pos.	Part no.	Quantity	Description	Specification
1	018530	1	Manifold	
2	018331	2	Piston	
3	601004	2	Hex plug	3/4"
4	617024	4	Check valve	RB1
5	613014	2	Orifice	M6x1,0
6	601000	6	Hex plug	1/8"
7	602317	2	Filter plug	1/8"
8	612097	2	Valve	
9	617049	2	Check valve	RB0
10	601001	2	Hex plug	1/4"



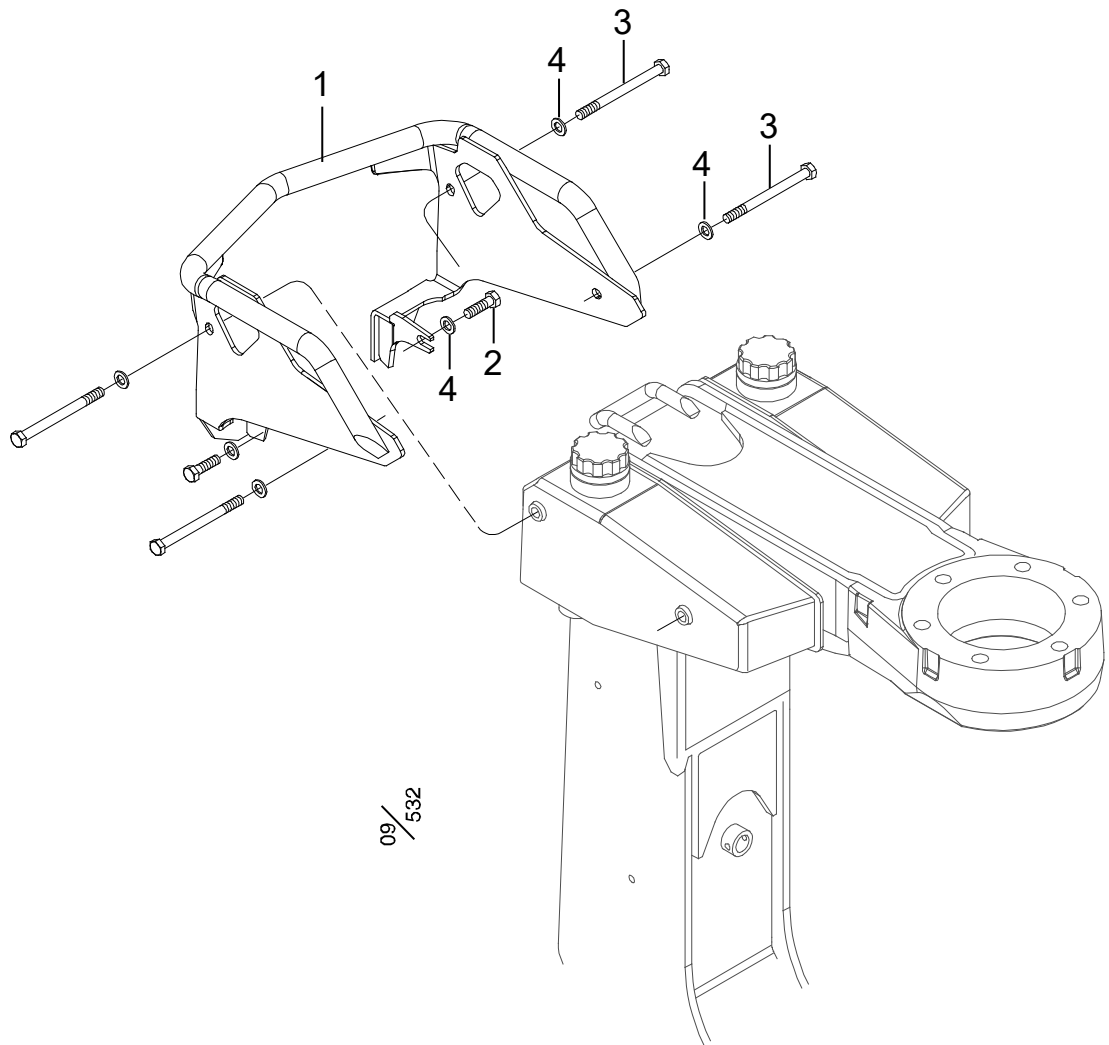
Valve

Structure 612097				
Pos.	Part no.	Quantity	Description	Specification
1	612094	1	Solenoid	
2	612106	1	Directional valve	



Color marking manifold

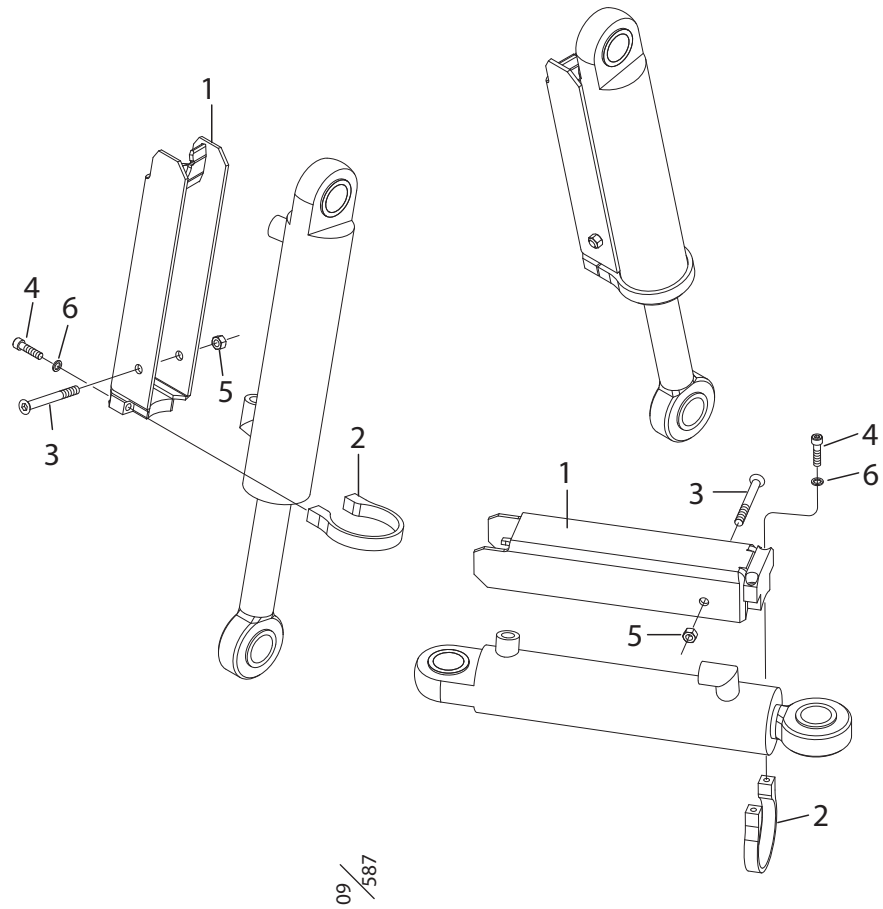
Structure 609074				
Pos.	Part no.	Quantity	Description	Specification
1	609076	2	Nozzle	
2	601000	2	Hex plug	1/8"
3	501130	2	Screw	M12x16 12.9
4	601001	2	Hex plug	1/4"
5	503060	2	Washer	NL12



09/532

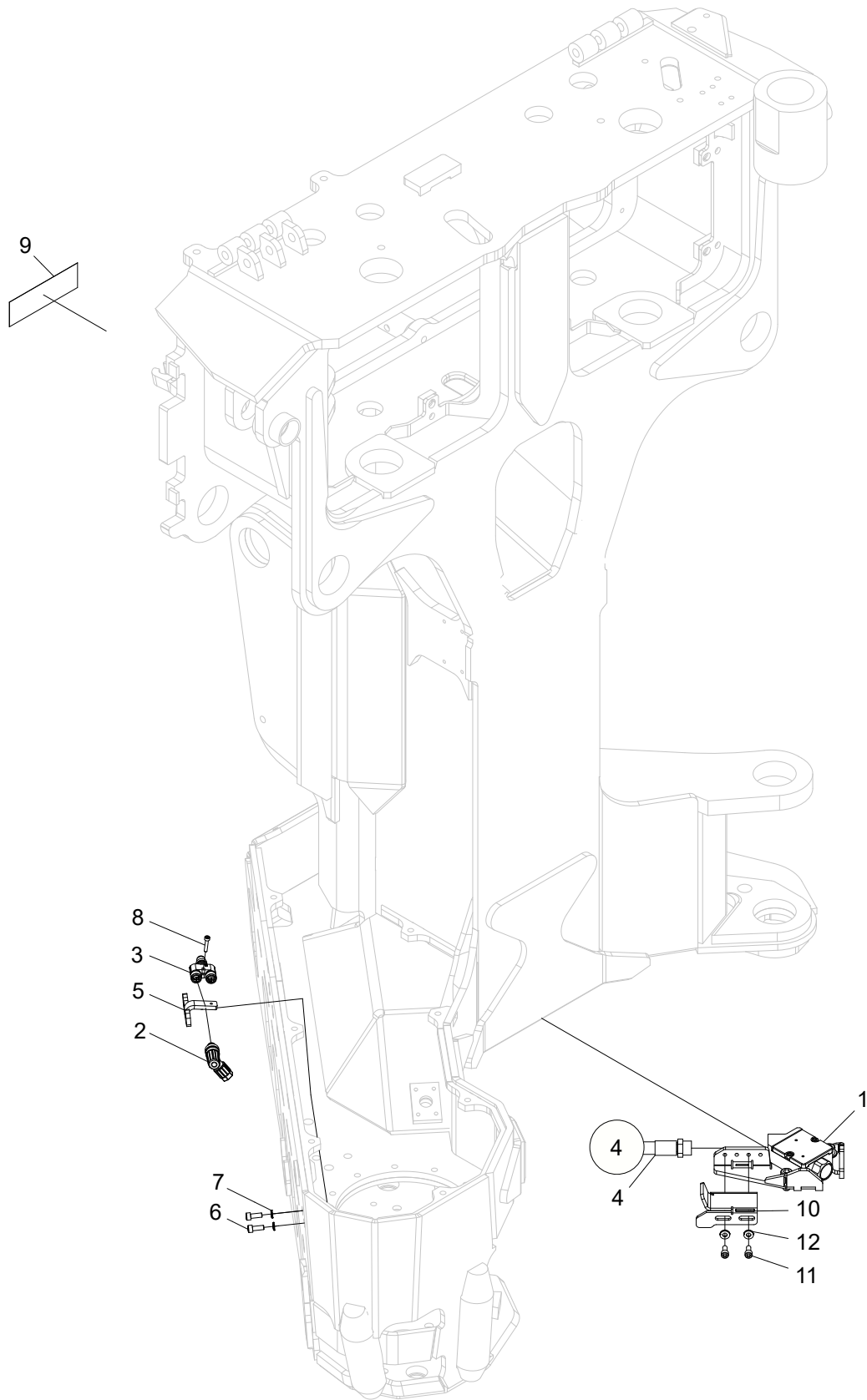
Protection bar colortanks

Structure 039191				
Pos.	Part no.	Quantity	Description	Specification
1	017657	1	Hose cover	
2	500069	2	Screw	M6S M10x30 8.8 FZB
3	500083	4	Screw	M6S M10x120 8.8 FZB
4	503075	6	Washer	M10 Nordlock Wide / Stor



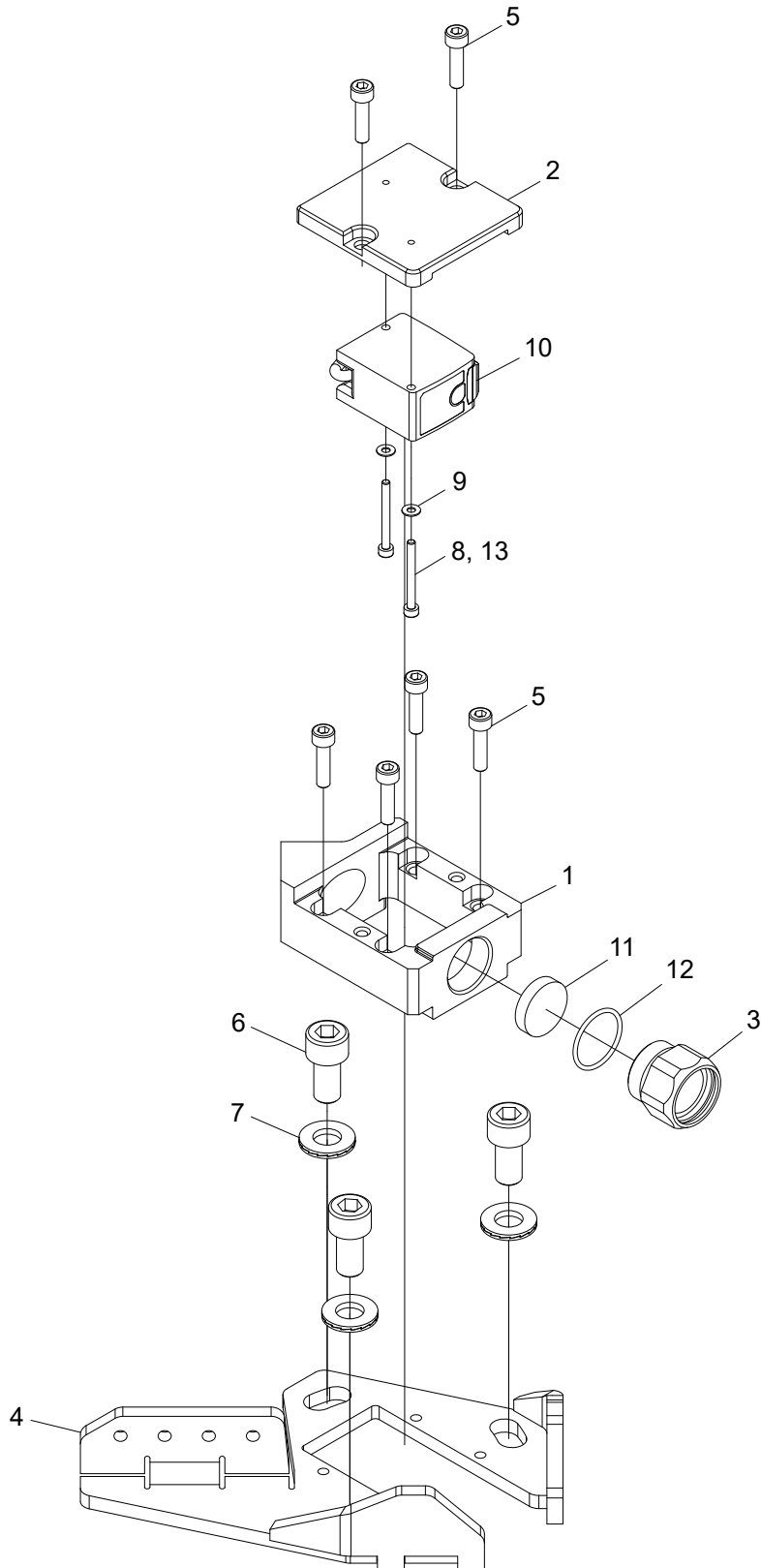
Cylinder cover

Structure 039182, 039183, 039184, 039185				
Pos.	Part no.	Quantity	Description	Specification
1	016257	3	Cylinder cover	
2	016253	3	Clamp	
3	500078	3	Screw	M6S M10x75 8.8
4	501090	6	Screw	MC6S M10x30 12.9
5	502055	3	Nut	M10 Locking Low / Låg
6	503057	6	Washer	M10



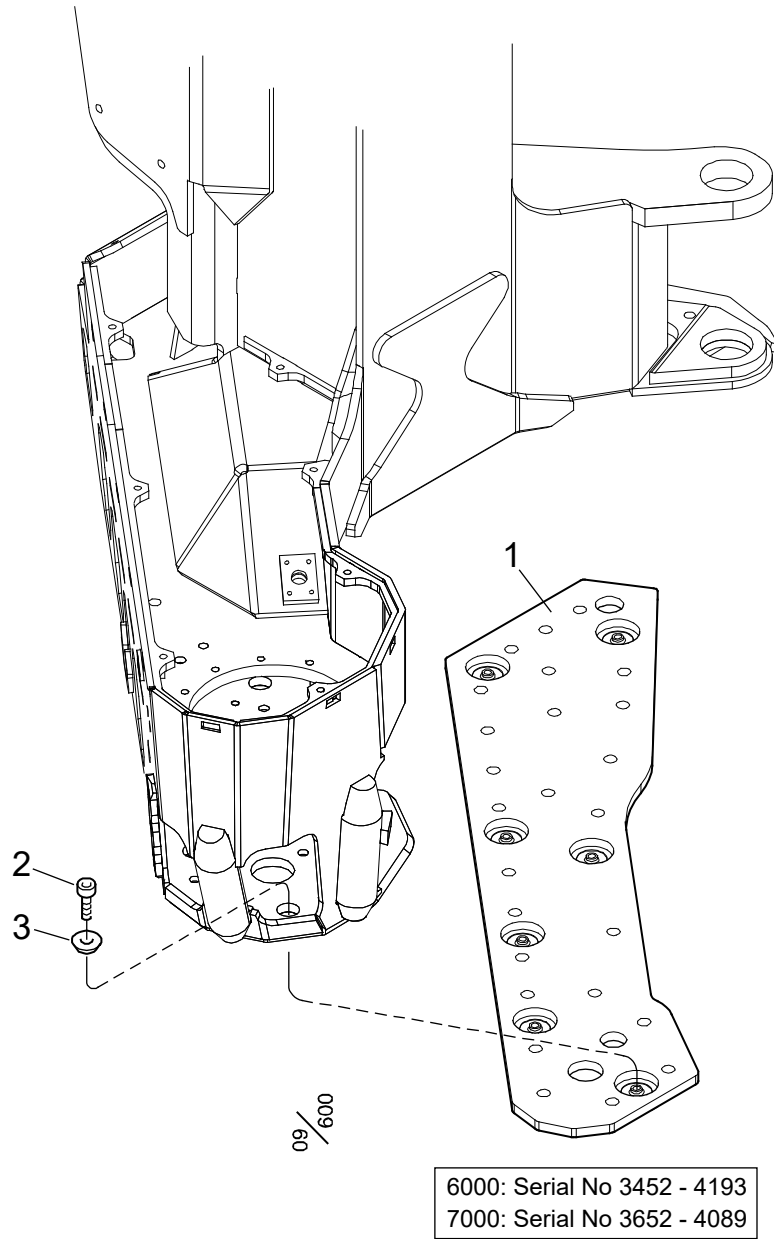
Find End, laser

Structure 039165				
Pos.	Part no.	Quantity	Description	Specification
1	018676	1	Find End assembly	
2	402315	1	Cable housing	5 – pin / 5 – pol
3	402314	1	Connector	
4	645655	1	Protective hose	
5	017370	1	Bracket	
6	501045	2	Screw	MC6S M6x16 12.9
7	503065	2	Washer	M6 Nordlock
8	501016	1	Screw	MC6S M4x20 12.9
9	519192	1	Decal	Laser
10	10002003	1	Protection	
11	501044	2	Screw	M6x14 12.9
12	503073	2	Washer	NL6 sp



Find End assembly

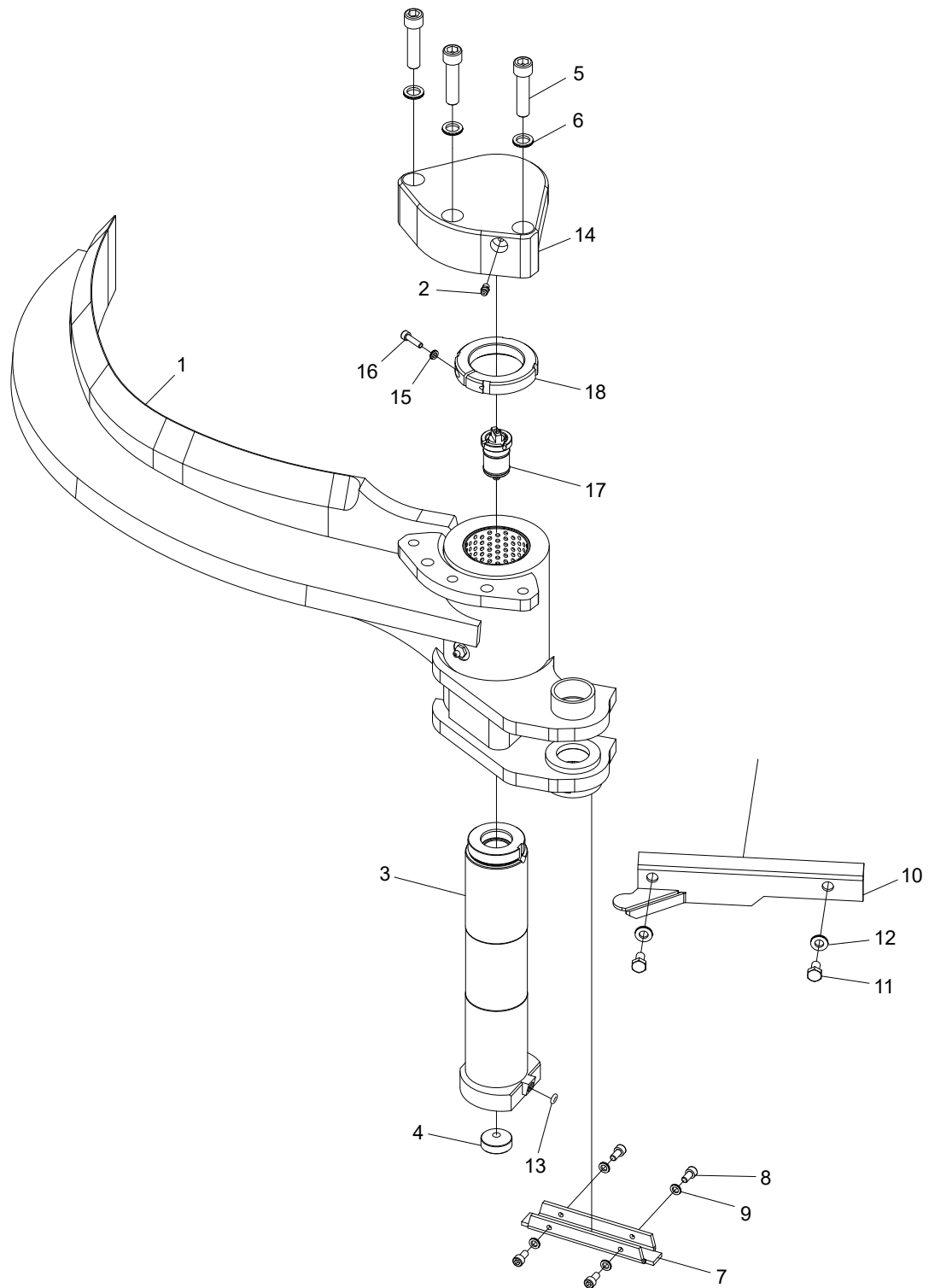
Structure 018676				
Pos.	Part no.	Quantity	Description	Specification
1	018670	1	Sensor housing	
2	018671	1	Cap	
3	10001881	1	Protection	
4	10002004	1	Bracket	
5	501029	6	Screw	M5x20 12.9
6	501087	3	Screw	M10x20 12.9
7	503075	3	Washer	NL10 sp
8	501004	2	Screw	M3x30 12.9
9	503001	2	Washer	3,2x7x0,5 FZB
10	401320	1	Sensor	
11	10001882	1	Lens	
12	10001957	1	O-ring	22,1x1,6 NBR 90
13			Threadlocker	243



Log Max 6000B/ 7000C

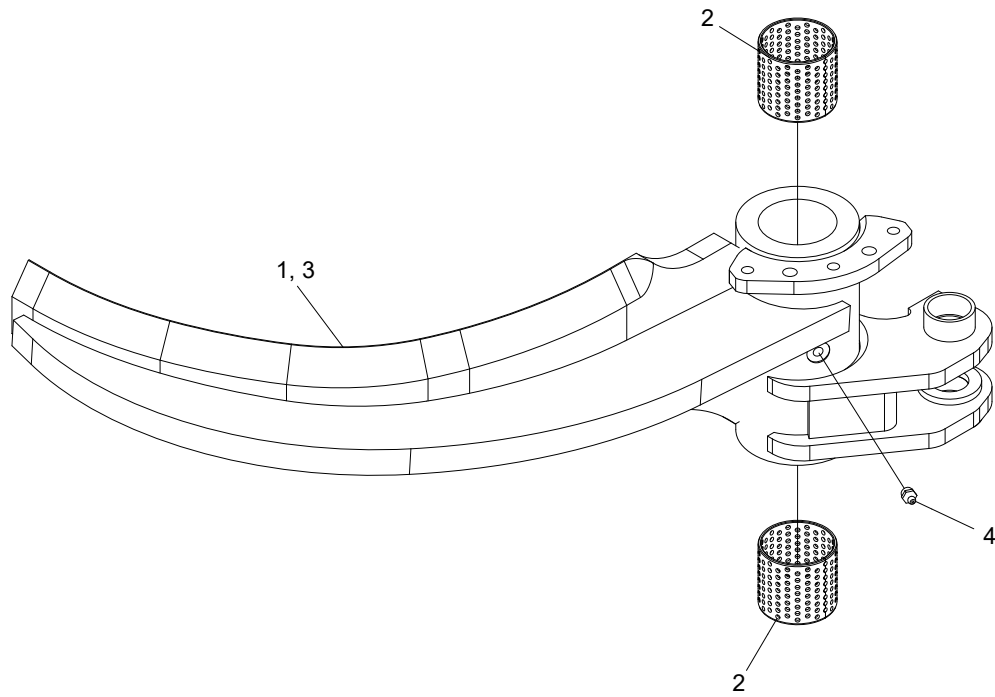
Fixed protective plate

Structure 043514				
Pos.	Part no.	Quantity	Description	Specification
1	016826	1	Plate	
2	501087	7	Screw	MC6S M10x20 12.9
3	018057	7	Washer	M10 Spherical / Sfärisk



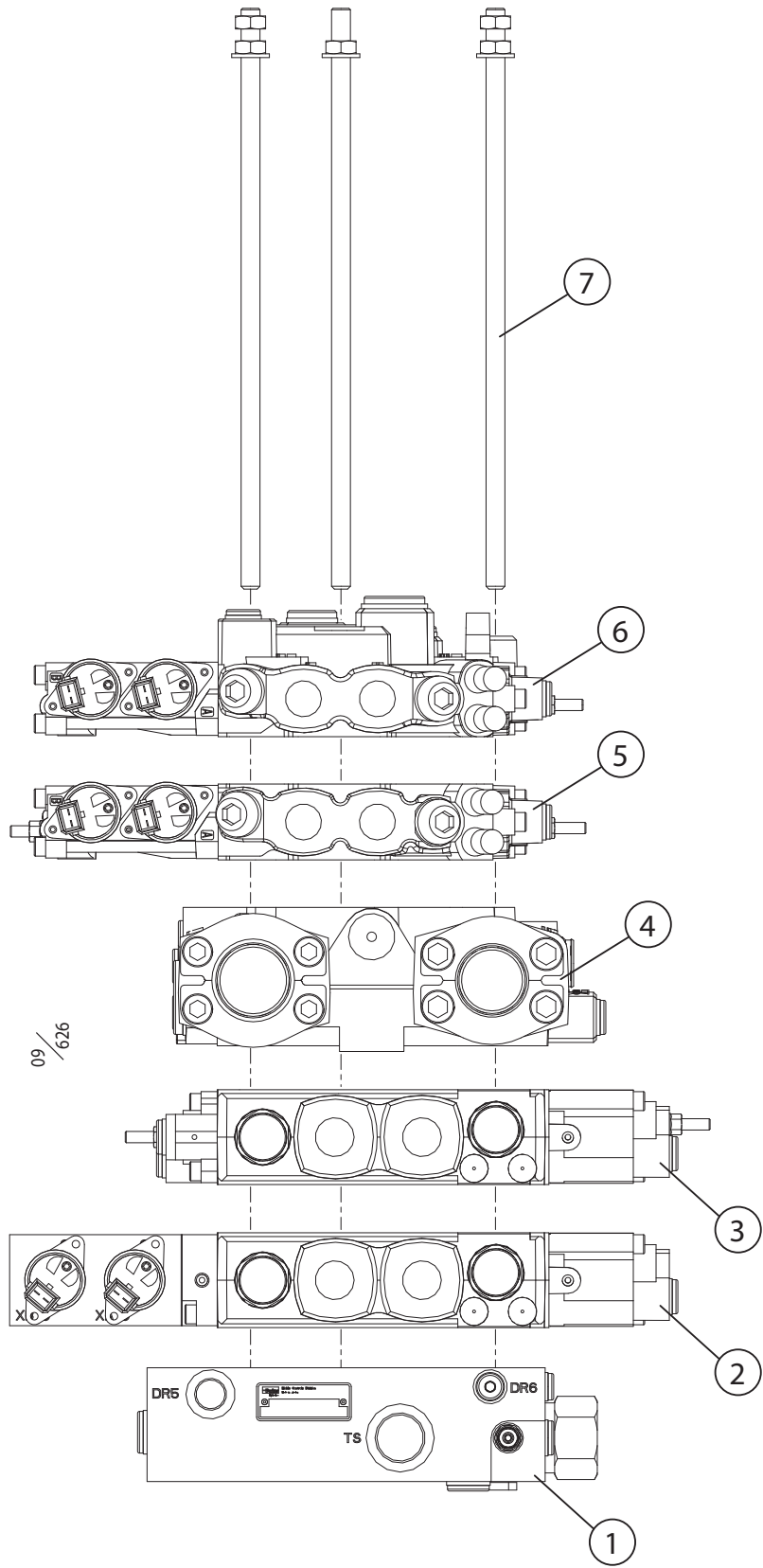
Four point measuring

Structure 033709				
Pos.	Part no.	Quantity	Description	Specification
1	039018	1	Delimiting knife	
2	625004	1	Grease nipple	M6
3	10003468	1	Shaft	
4	016913	1	Plug	
5	501113	3	Screw	M12x50 12.9
6	503060	3	Washer	NL12
7	016915	1	Protection	
8	501043	4	Screw	M6x12 12.9
9	503065	4	Washer	NL6
10	016917	1	Protection	
11	500041	2	Screw	M8x14 8.8 FZB
12	503074	2	Washer	NL8 sp
13	10003561	1	Seal ring	
14	10000237	1	Arm	
15	503066	1	Washer	NL5
16	501029	1	Screw	M5x20 12.9
17	10000397	1	Encoder	
18	10001207	1	Threaded ring	



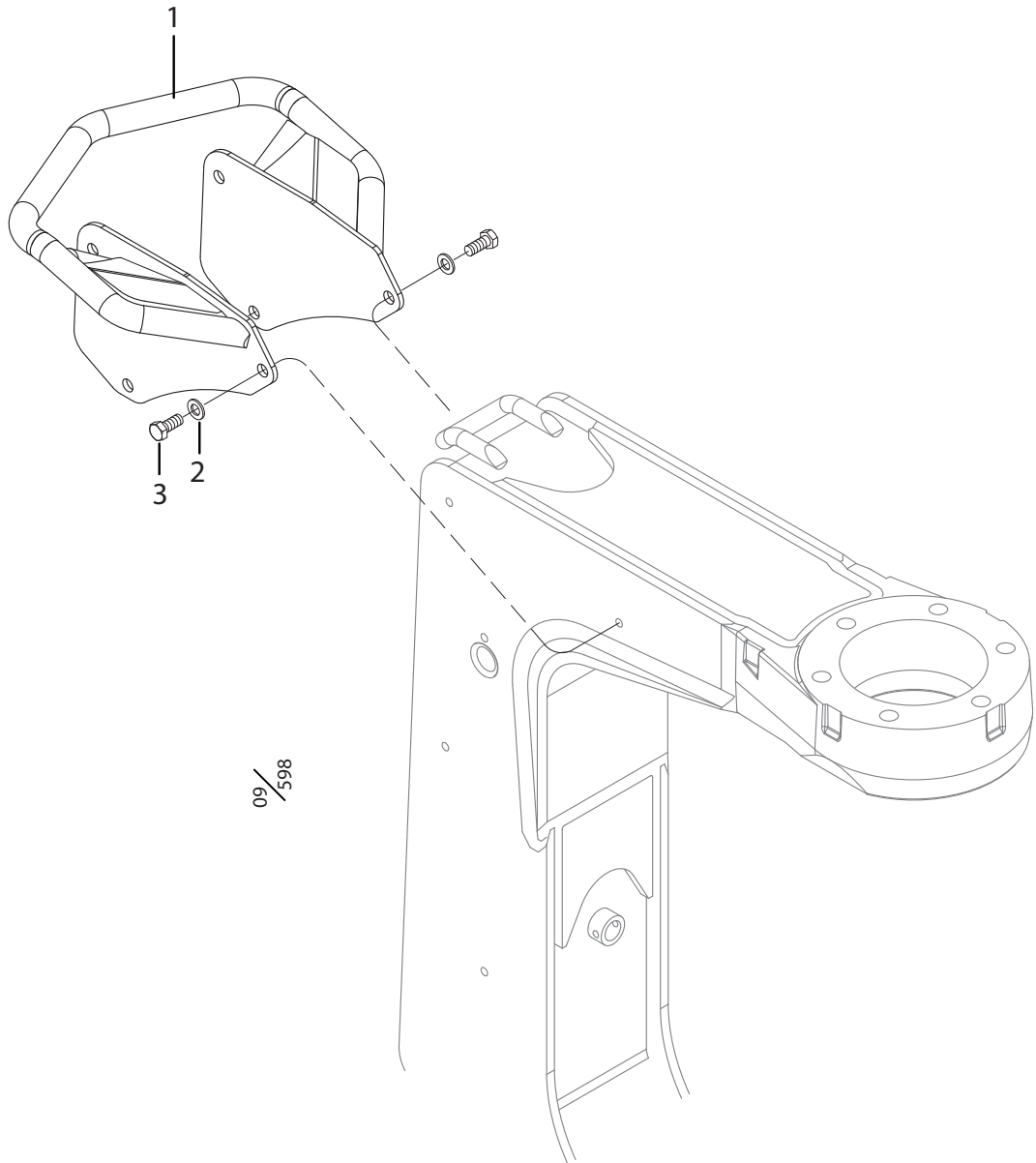
Delimiting knife

Structure 039018				
Pos.	Part no.	Quantity	Description	Specification
1	016897	1	Delimiting knife	
2	512029	2	Bushing	60x60
3	519010		Protection	
4	625000	1	Grease nipple	1/8"



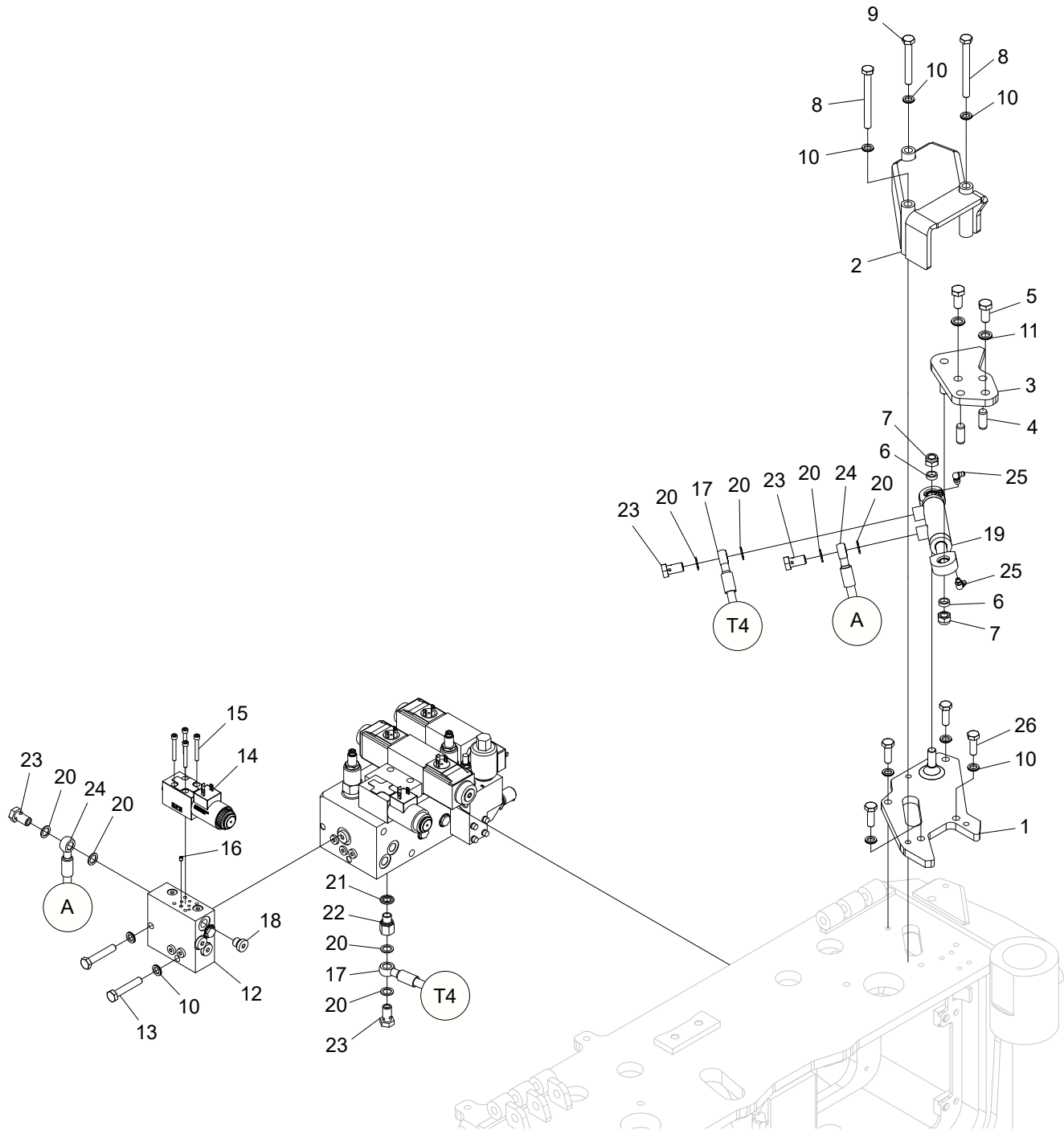
Right manifold low pressure

Structure 611131-X				
Pos.	Part no.	Quantity	Description	Specification
1	614216-01	1	Inlet manifold	S01
2	614215-01	1	Feed section	S02
3	614214-01	1	Feed section	S03
4	614210-01	1	Middle section	S04
5	614111-11	1	Knife section	S05 Low pressure / Lågtrycks- styrning
6	614120-01	1	End section	S06
7	611310-KIT	1	Tie rod kit	L=193 mm
	611311-KIT	1	Tie rod kit	L=146 mm



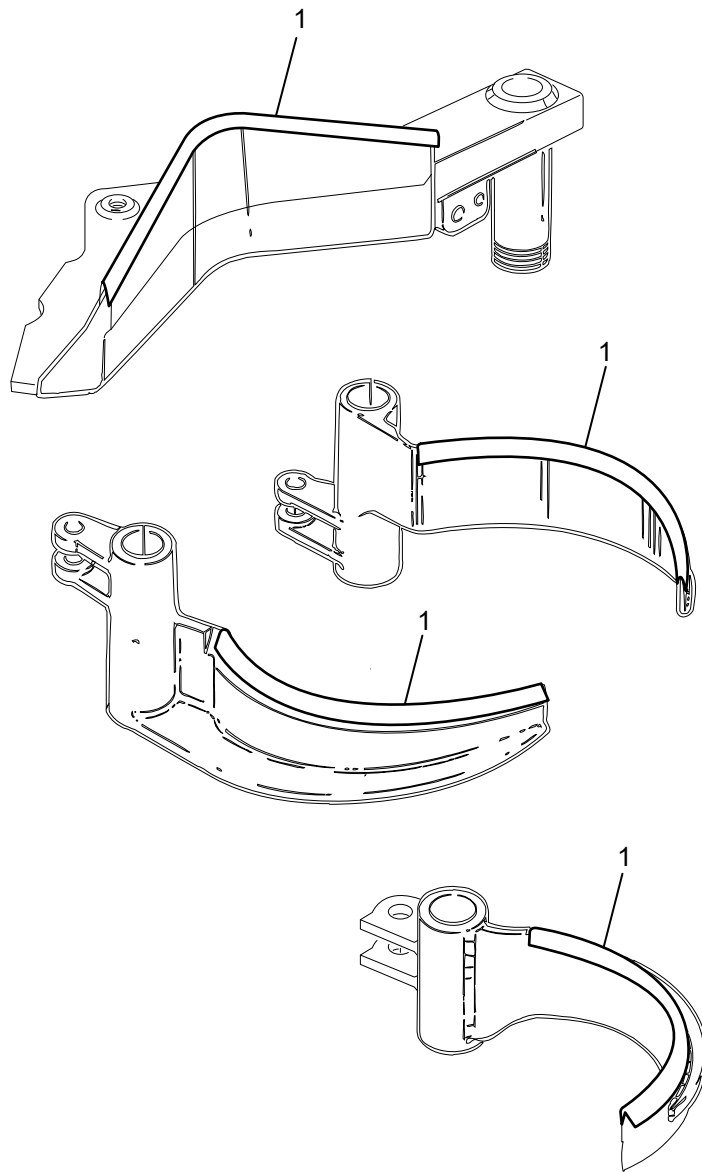
Protection bar

Structure 039082				
Pos.	Part no.	Quantity	Description	Specification
1	017660	1	Protection bar	
2	503075	6	Washer	M10 Nordlock Wide / Stor
3	500066	6	Screw	M6S M10x20 8.8 FZB



Hydraulic upper delimiting knife, assembly

Structure 10002591				
Pos.	Part no.	Quantity	Description	Specification
1	10002105	1	Plate	
2	10002111	1	Cover	
3	013431	1	Bracket	
4	515011	2	Cylindrical pin	12x30
5	500090	2	Screw	M12x25 8.8 FZB
6	010170	2	Spacer	
7	502056	2	Nut	M12
8	500081	2	Screw	M10x100 8.8 FZB
9	500078	1	Screw	M10x75 8.8 FZB
10	503057	9	Washer	NL10
11	503060	2	Washer	NL12
12	013865	1	Manifold	
13	500074	2	Screw	M10x55 8.8 FZB
14	612057	1	Directional valve	4-2, NG4, 24V
15	501033	4	Screw	M5x40 12.9
16	613031	1	Orifice	M5x1,0
17	645575	1	Hydraulic hose	
18	601001	1	Hex plug	1/4"
19	015462	1	Hydraulic cylinder	
20	601200	8	Copper seal	13x19x1,5
21	601101	1	Bonded seal	1/4"
22	602055	1	Adapter	BSP -04
23	601060	4	Banjo screw	G 1/4
24	645576	1	Hydraulic hose	
25	625005	2	Grease nipple	M6
26	500069	4	Screw	M10x30 8.8 FZB



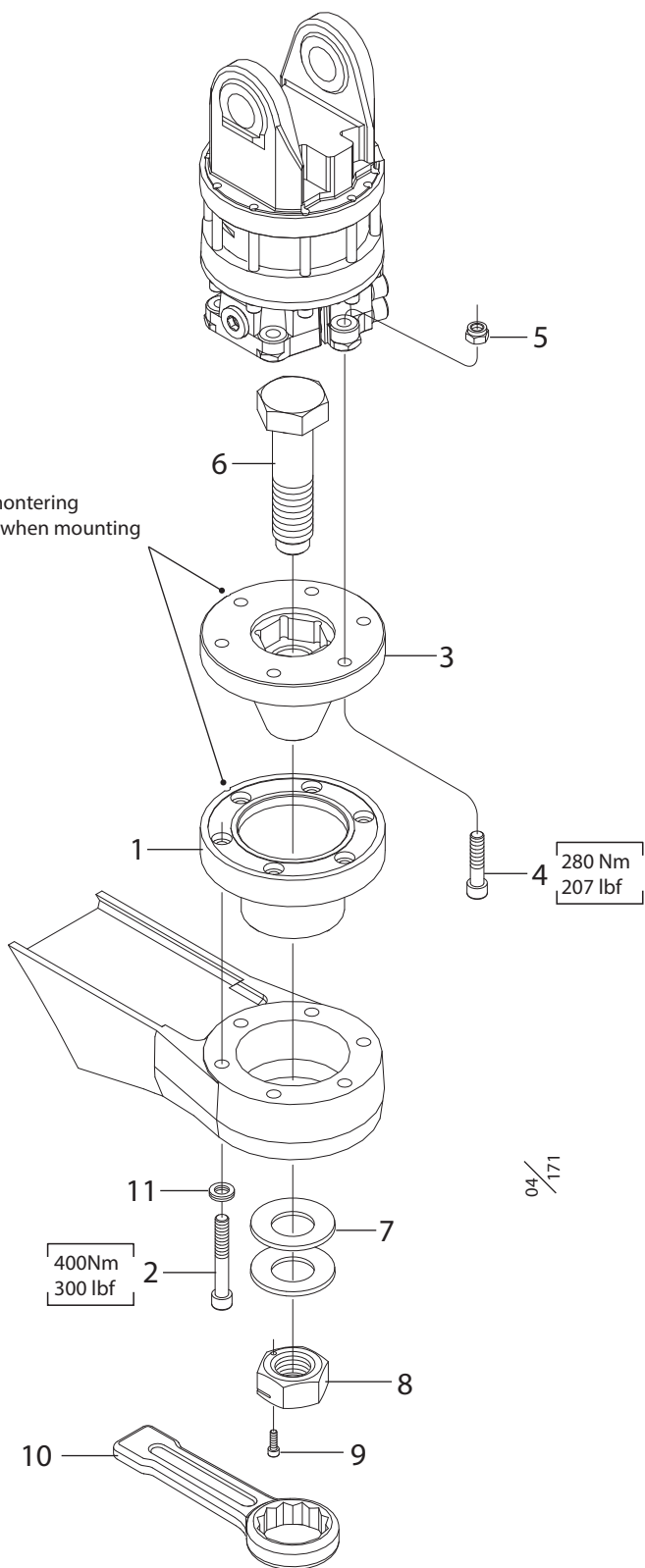
09 /
041

Log Max Knivskydd

Knife edge protection

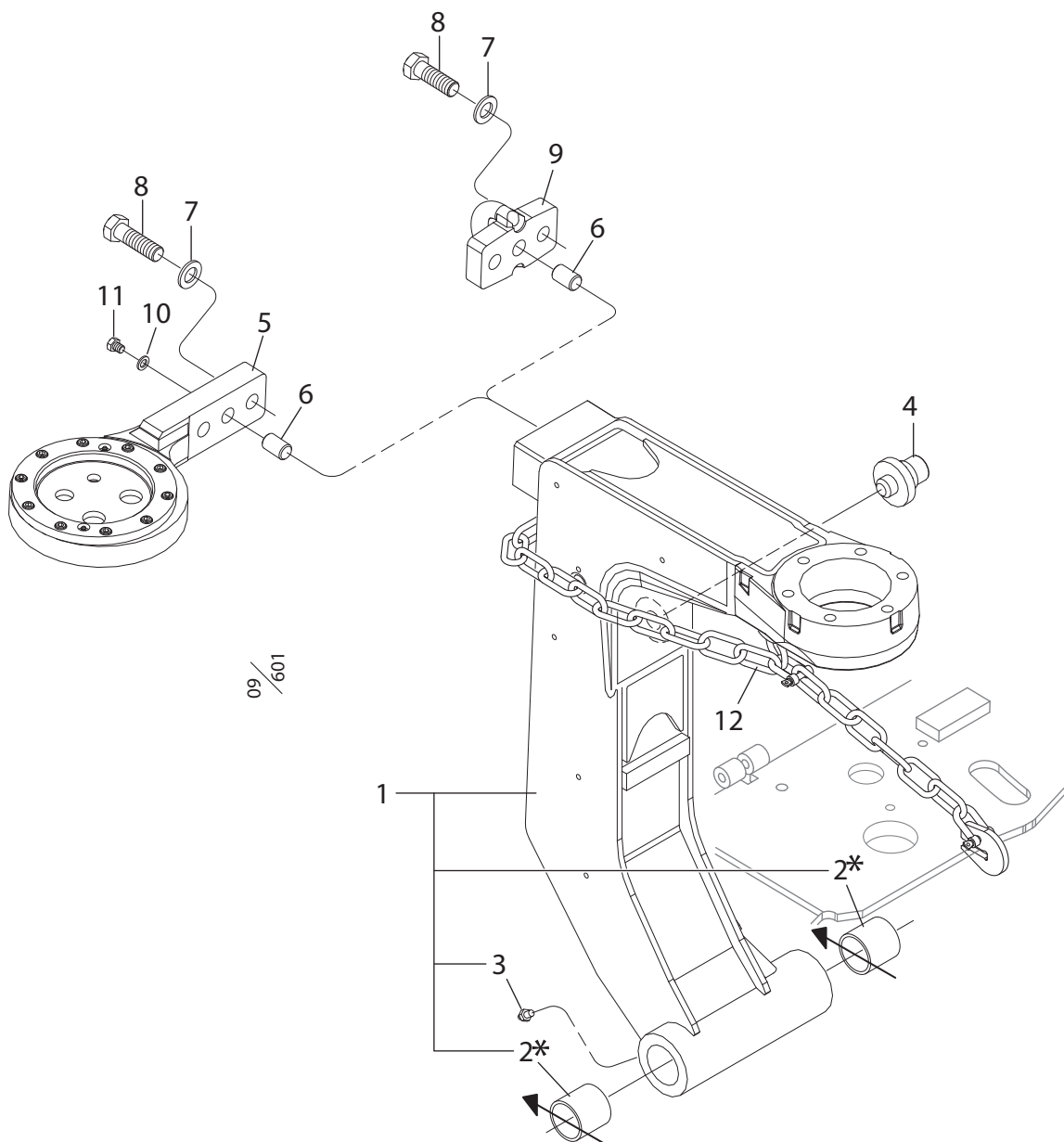
Structure				
Pos.	Part no.	Quantity	Description	Specification
1	519010	1	Knife edge protection	L = 5m

Rödmålat spår riktas bakåt vid montering
Direct the Red stripe backwards when mounting



Real Easy

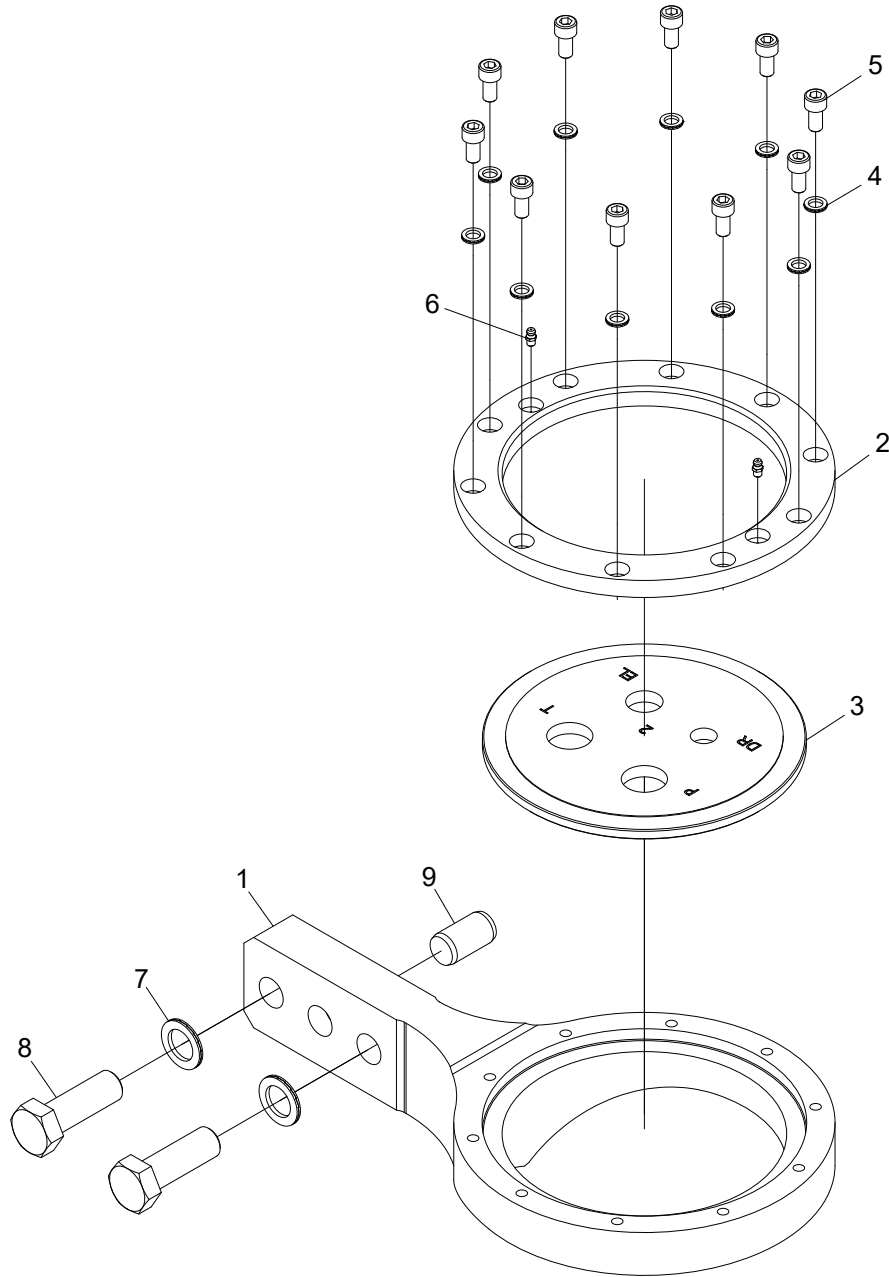
Structure 014995				
Pos.	Part no.	Quantity	Description	Specification
1	014832	1	Quick coupling	
2	501142	6	Screw	MC6S M16x110 12.9
	505062	6	Screw	MC6S M16x200 12.9 If acc-arms / Om ack-armar
3	014833	1	Quick coupling	
4	501147	6	Screw	MC6S M16x70 12.9 For / För AV17S
	501140	6	Screw	MC6S M16x90 12.9 For / För H182D
5	502705	6	Nut	M16 FZB Locking KL 10
6	014834	1	Screw	M48
7	503305	2	Washer	TF 51x100x6
8	014994	1	Nut	Locking
9	501070	1	Screw	MC6S M8x25 12.9
10	522210	1	Hammer wrench	75 mm
11	503063	6	Washer	M16 Nordlock



* Loctite 603

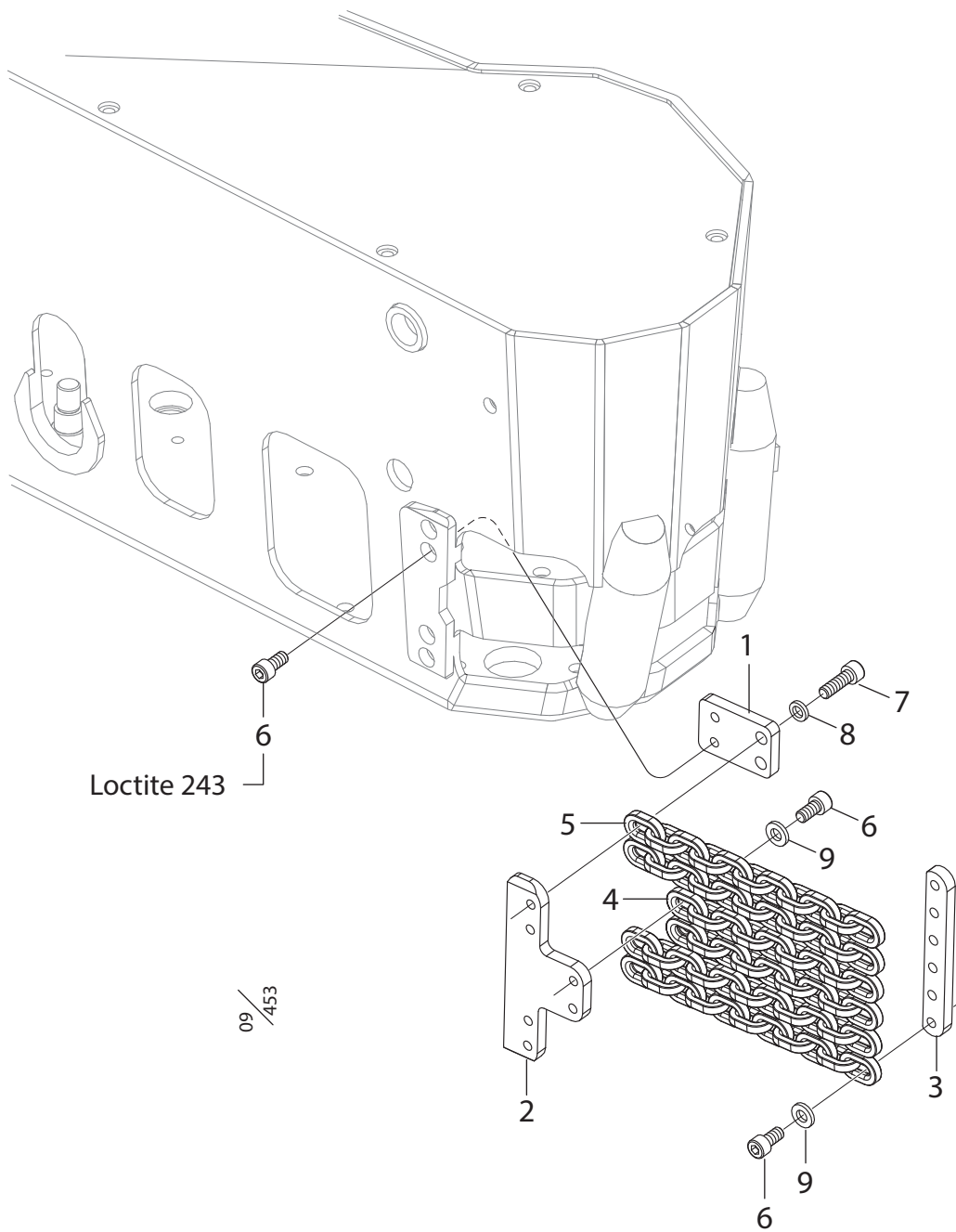
Reinforced felling link

Structure 033795				
Pos.	Part no.	Quantity	Description	Specification
1	10000134	1	Felling link cmpl.	
2	512029	2	Bushing	60x60
3	625000	1	Grease nipple	KR 1/8" R
4	016045	1	Cylinder pin	
5	10001952	1	Hose swivel cmpl.	
6	515030	1	Cylinder pin	25x45
7	503072	2	Washer	M24 Nordlock
8	505058	2	Screw	M6S M24x70 H.G 10.9
9	016227	1	Chain holder	
10	503063	1	Washer	M16 Nordlock
11	500134	1	Screw	M6S M16x14 8.8 FZB
12	523099	1	Safety chain	



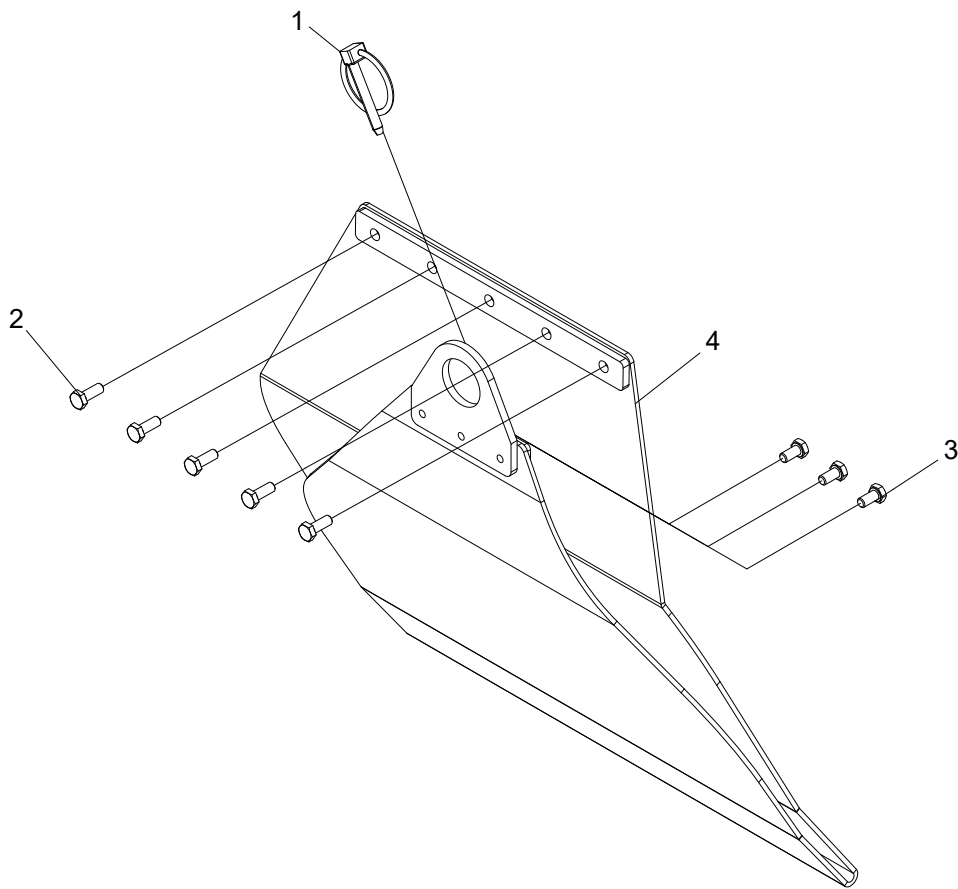
Hose holder

Structure 10001952				
Pos.	Part no.	Quantity	Description	Specification
1	018640	1	Bracket	
2	018641	1	Bracket	
3	10001950	1	Bracket	
4	503057	10	Washer	NL10
5	501087	10	Screw	M10x20 12.9
6	625004	2	Grease nipple	M6
7	503072	2	Washer	NL24
8	505058	2	Screw	M24x70 10.9
9	515030	1	Cylindrical pin	25x45 M6



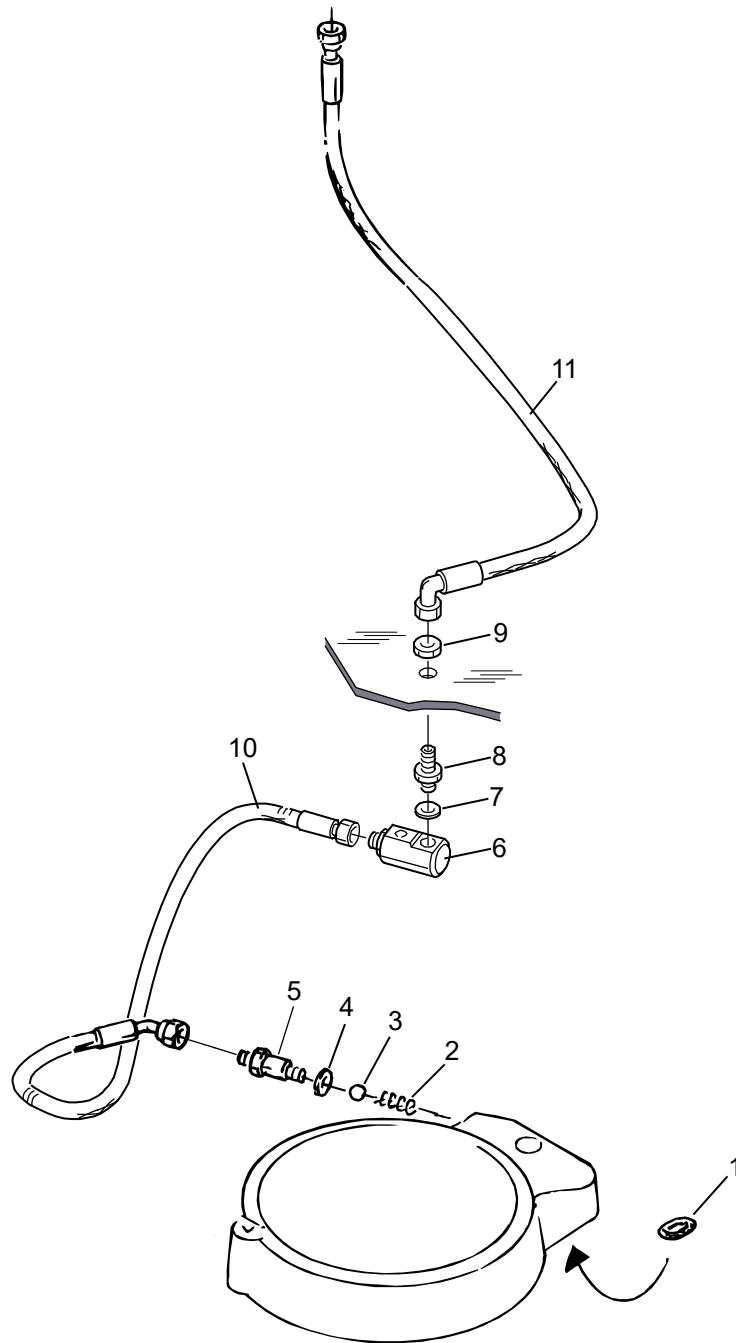
Saw dust cover

Structure 017384				
Pos.	Part no.	Quantity	Description	Specification
1	017382	2	Plate	Inner / Inre
2	017383	1	Rib	Inner / Inre
3	016776	1	Plate	Outer / Yttre
4	523003	2	Chain	9-links
5	523002	4	Chain	11-links
6	501067	12	Screw	MC6S M8x16 12.9
7	501070	4	Screw	MC6S M8x25 12.9
8	503055	4	Washer	M8 Nordlock
9	503074	8	Washer	M8 Nordlock Wide / Stor



Snow cover

Structure 033732				
Pos.	Part no.	Quantity	Description	Specification
1	521003	1	Ring pin	Ø6
2	500023	5	Screw	M6x16 8.8 FZB
3	500021	3	Screw	M6x12 8.8 FZB
4	014050	1	Rubber blanket	

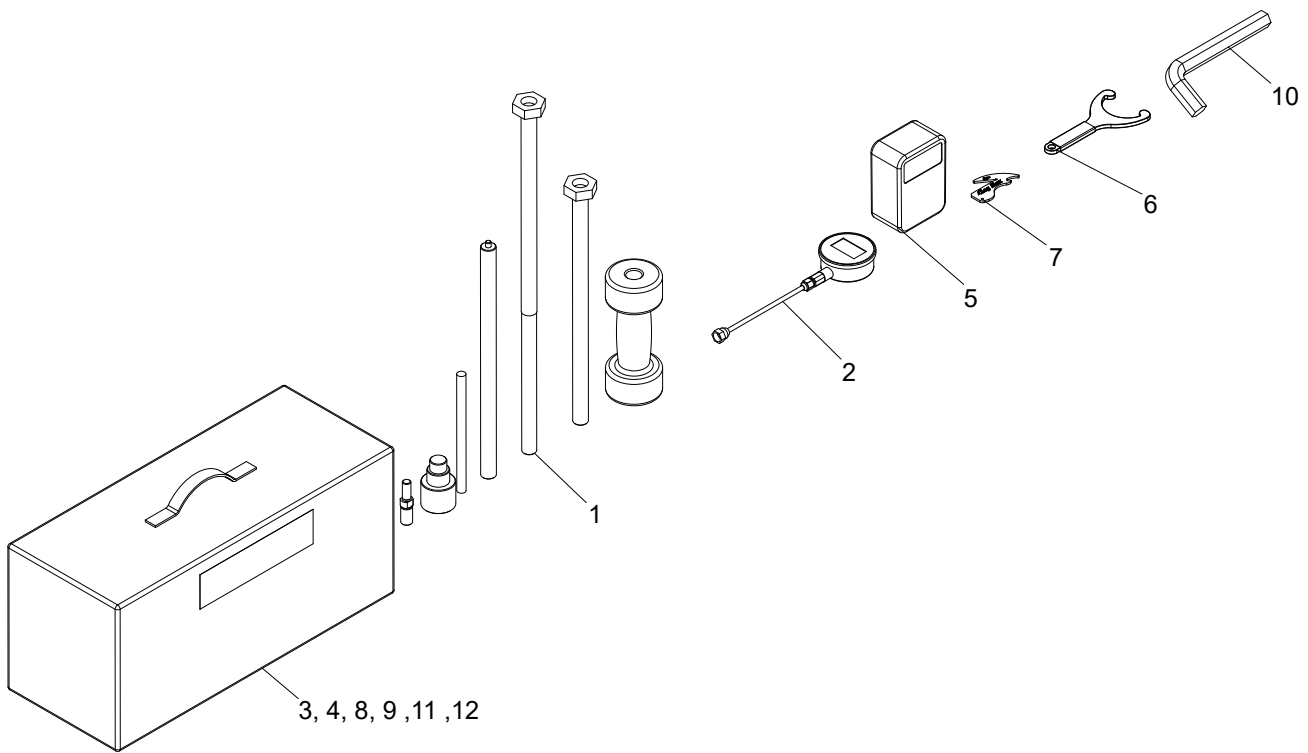


09/045

Log Max 4000/5000/6000/7000 - Stubbehandling

Stump treatment kit, saw 98

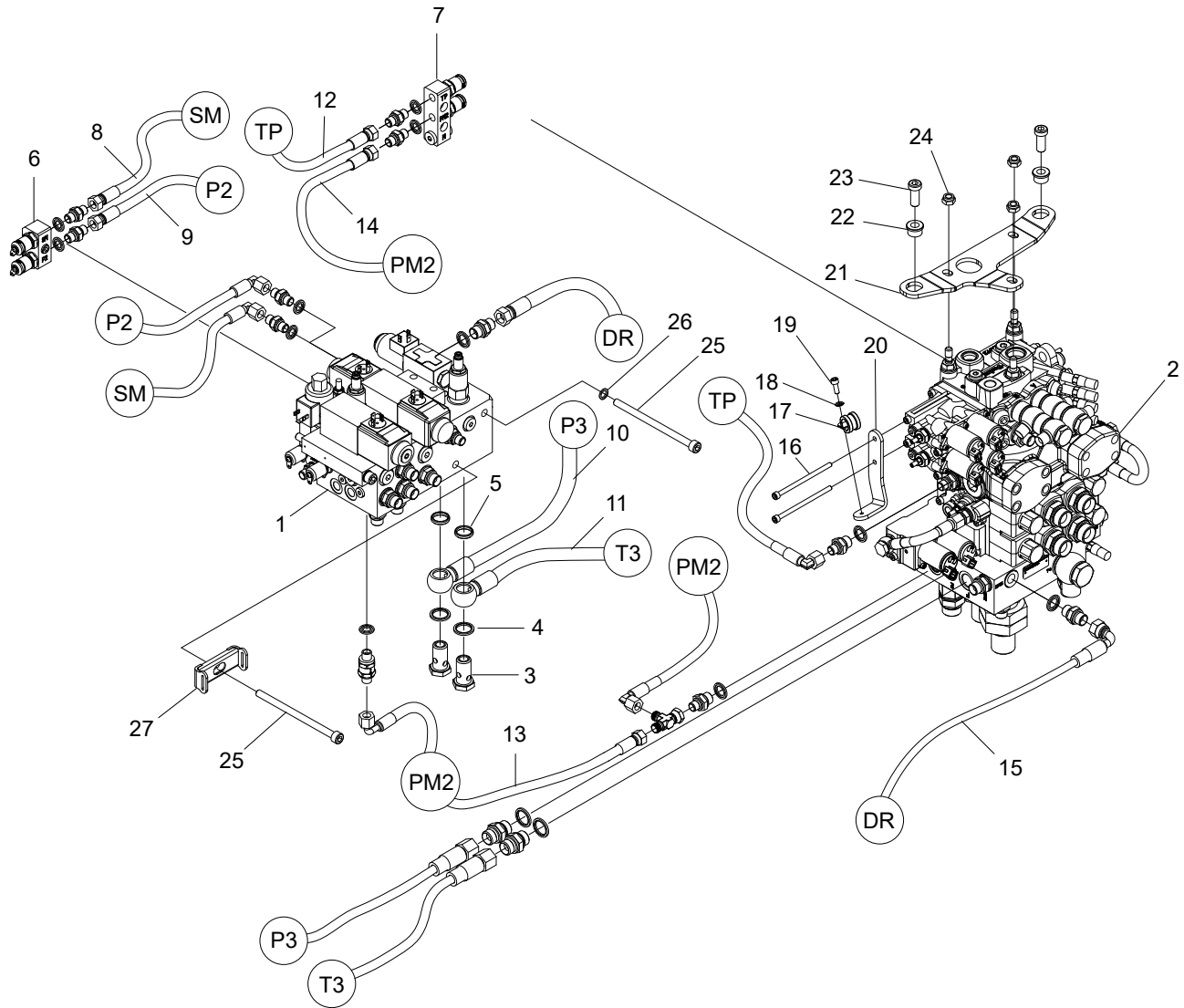
Structure 033721				
Pos.	Part no.	Quantity	Description	Specification
1	540018	1	O-ring	25.1x1.6
2	526015	1	Spring	
3	511004	1	Ball	Ø 10 mm
4	546004	1	Seal ring	1/4"
5	012612	1	Adapter	
6	016727	1	Swivel	1/4"
7	601101	1	Bonded seal	1/4"
8	601210	1	Bulk head	R 1/4" UF
9	601253	1	Nut	R 1/4"
10	645583	1	Hydraulic hose	
11	645584	1	Hydraulic hose	



Tool set

Structure 032303				
Pos.	Part no.	Quantity	Description	Specification
1	039098	1	Tool	
2	623053	1	Manometer	
3	522505	1	First aid kit	
4	522227	1	Allen key	
5	402804	1	Multimeter	
6	016537	1	Tool	
7	015662	1	Edge template	
8	522718	1	Tool	
9	519190	2	Decal	
10	538002	1	Allen key	
11	033801	1	User manual	
12	522506-LXL	1	Safety vest	

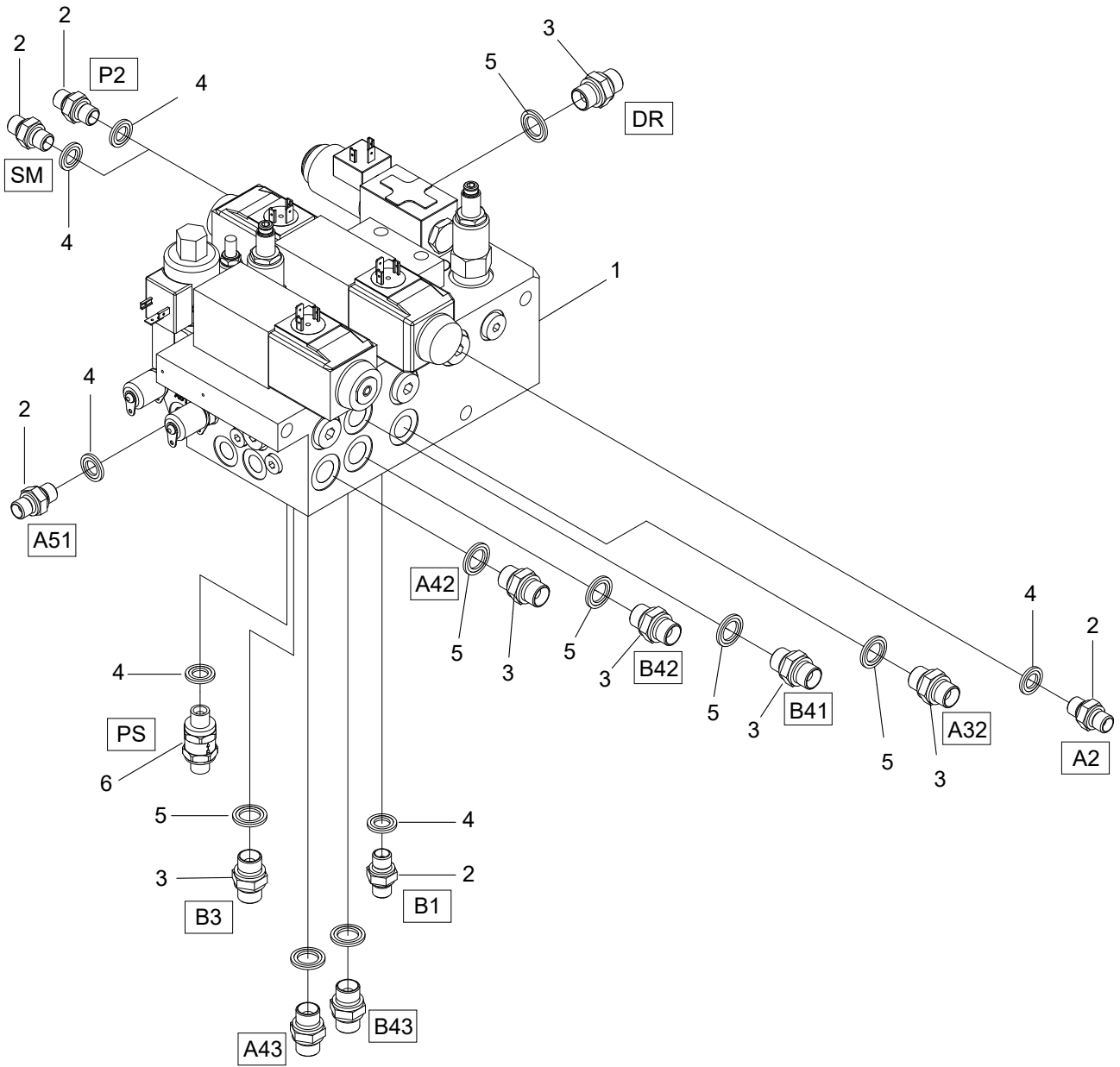
9. Hydraulic system



07/113

Interconnection of main manifolds

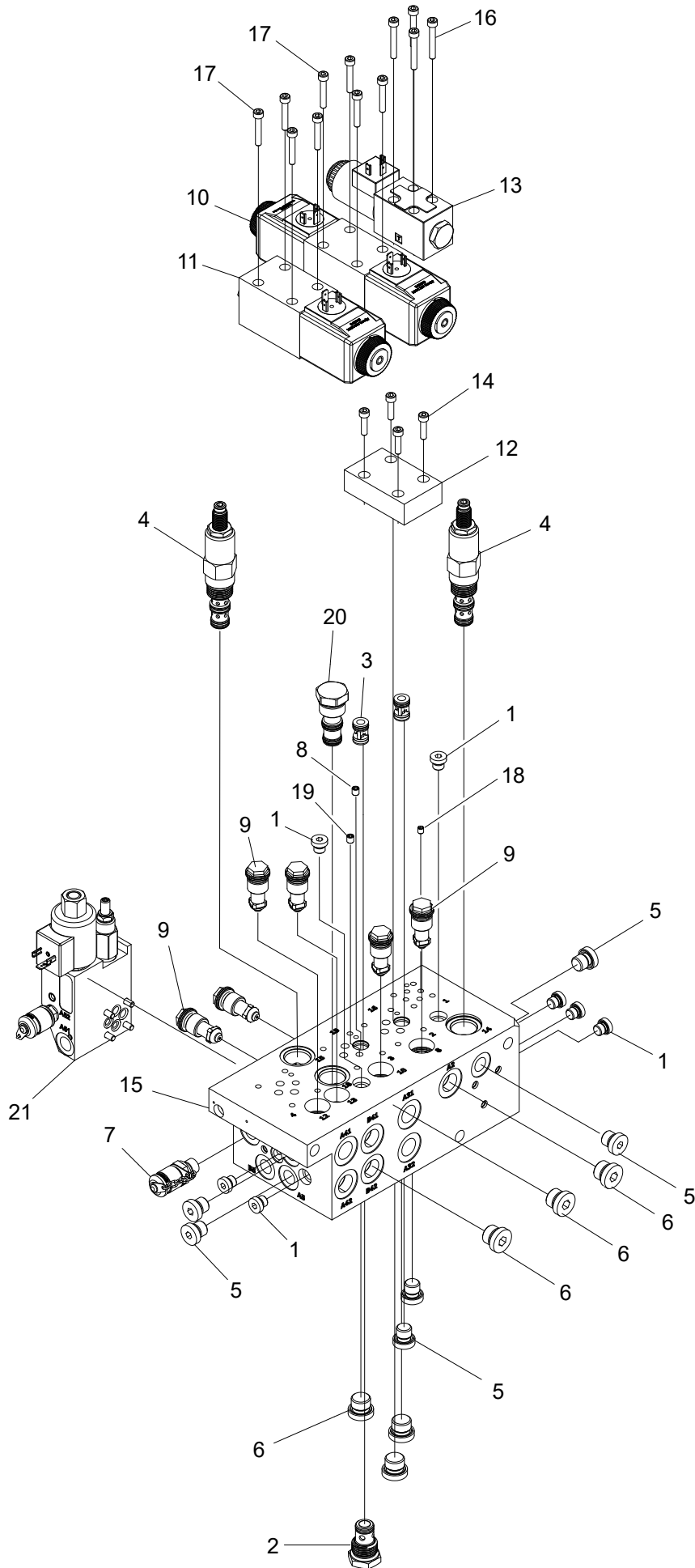
Structure 005722C-2, 005723C-2				
Pos.	Part no.	Quantity	Description	Specification
1	005623-2	1	Manifold	Left
2	006145-2	1	Manifold	Right
3	601062	2	Banjo screw	1/2"
4	601103	2	Bonded seal	1/2"
5	602113	2	Seal ring	1/2"
6	031068	1	Manifold test point	
7	031067	1	Manifold test point	
8	645521	1	Hydraulic hose	
9	645522	1	Hydraulic hose	
10	645541	1	Hydraulic hose	
11	645542	1	Hydraulic hose	
12	645593	1	Hydraulic hose	
13	645647	1	Hydraulic hose	
14	645651	1	Hydraulic hose	
15	645652	1	Hydraulic hose	
16	505055	2	Screw	M6x105 12.9
17	622061	1	Bracket	
18	503065	1	Washer	NL6
19	501045	1	Screw	M6x16 12.9
20	016582	1	Bracket	
21	017798	1	Bracket	
22	017579	2	Spacer	
23	501125	2	Screw	M12x30 10.9
24	502055	3	Nut	M10
25	501104	3	Screw	M10x140 12.9
26	503057	2	Washer	NL10
27	012991	1	Bracket	



07/090

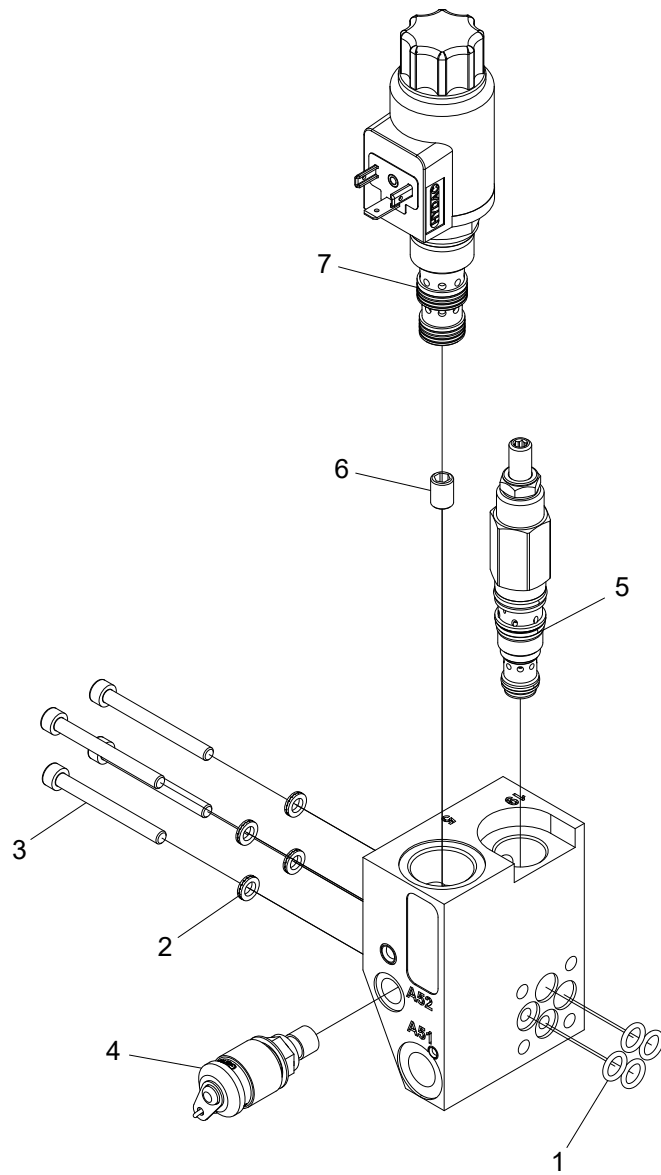
Left manifold pre

Structure 005623-2				
Pos.	Part no.	Quantity	Description	Specification
1	018845	1	Manifold	
2	601028	5	Adapter	R 1/4" UF – R 1/4" UF
3	601032	8	Adapter	BSP – 06
4	601101	6	Bonded seal	1/4"
5	601102	8	Bonded seal	3/8"
6	617009	1	Check valve	



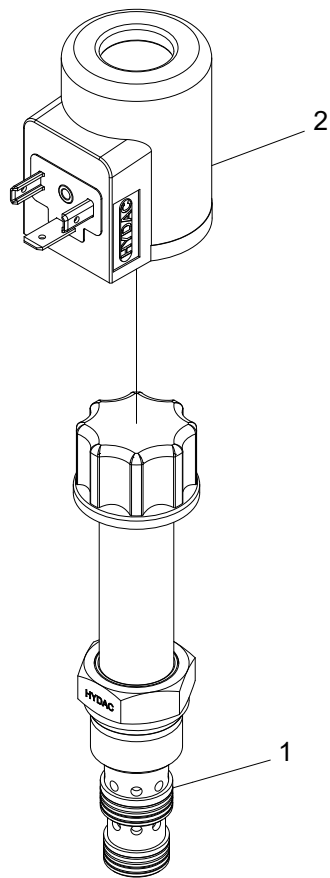
Left manifold

Structure 018845				
Pos.	Part no.	Quantity	Description	Specification
1	601000	7	Hex plug	1/8" R
2	617044	1	Check valve	0.34 bar
3	617013	2	Check valve	
4	619016	2	Pressure reducer valve	
5	601001	6	Hex plug	1/4" R
6	601002	6	Hex plug	3/8" R
7	601261	1	Test point	1/4"
8	613017	1	Orifice	M6 Ø 2.5 mm
9	617032	6	Pressure reducer valve	210 bar
10	010280	1	Directional valve	24V
11	011626	1	Directional valve	24V
12	613045	1	Plate	
13	612057	1	Directional valve	24V NG4
14	501029	4	Screw	MC6S M5x20 12.9
15	612033	1	Manifold	
16	501032	4	Screw	MC6S M5x35 12.9
17	501031	8	Screw	MC6S M5x30 12.9
18	613033	1	Orifice	M5 Ø 2.0 mm
19	613100	1	Orifice	M6 Ø 3.0 mm
20	612104	1	Plug	
21	018533	1	Manifold	



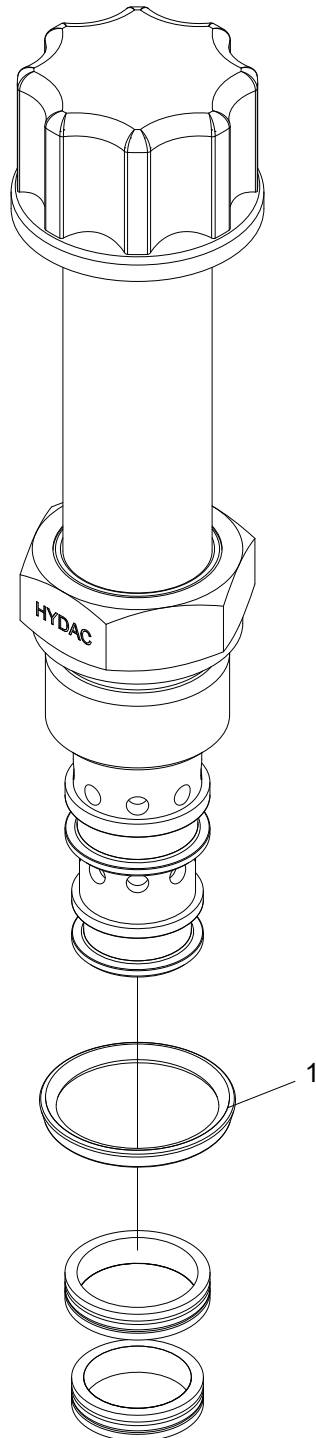
Manifold

Structure 018533				
Pos.	Part no.	Quantity	Description	Specification
1	540036	4	O-ring	7,66x1,78 mm 70 Shore, NBR
2	503066	4	Washer	NL5
3	501035	4	Screw	M5x50 12.9
4	601260	1	Test point	1/8"
5	612073	1	Pressure reducing valve	
6	613023	1	Orifice	M8x0,8
7	10001992	1	Directional valve	



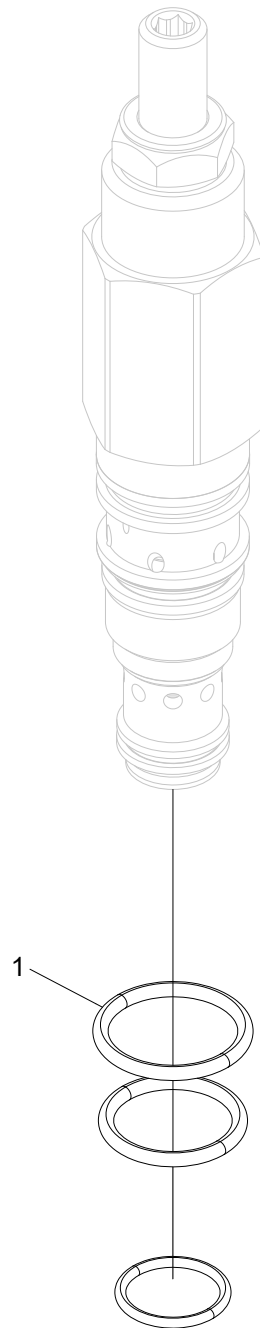
Directional valve

Structure 10001992				
Pos.	Part no.	Quantity	Description	Specification
1	10001986	1	Directional valve	
2	10001988	1	Solenoid	



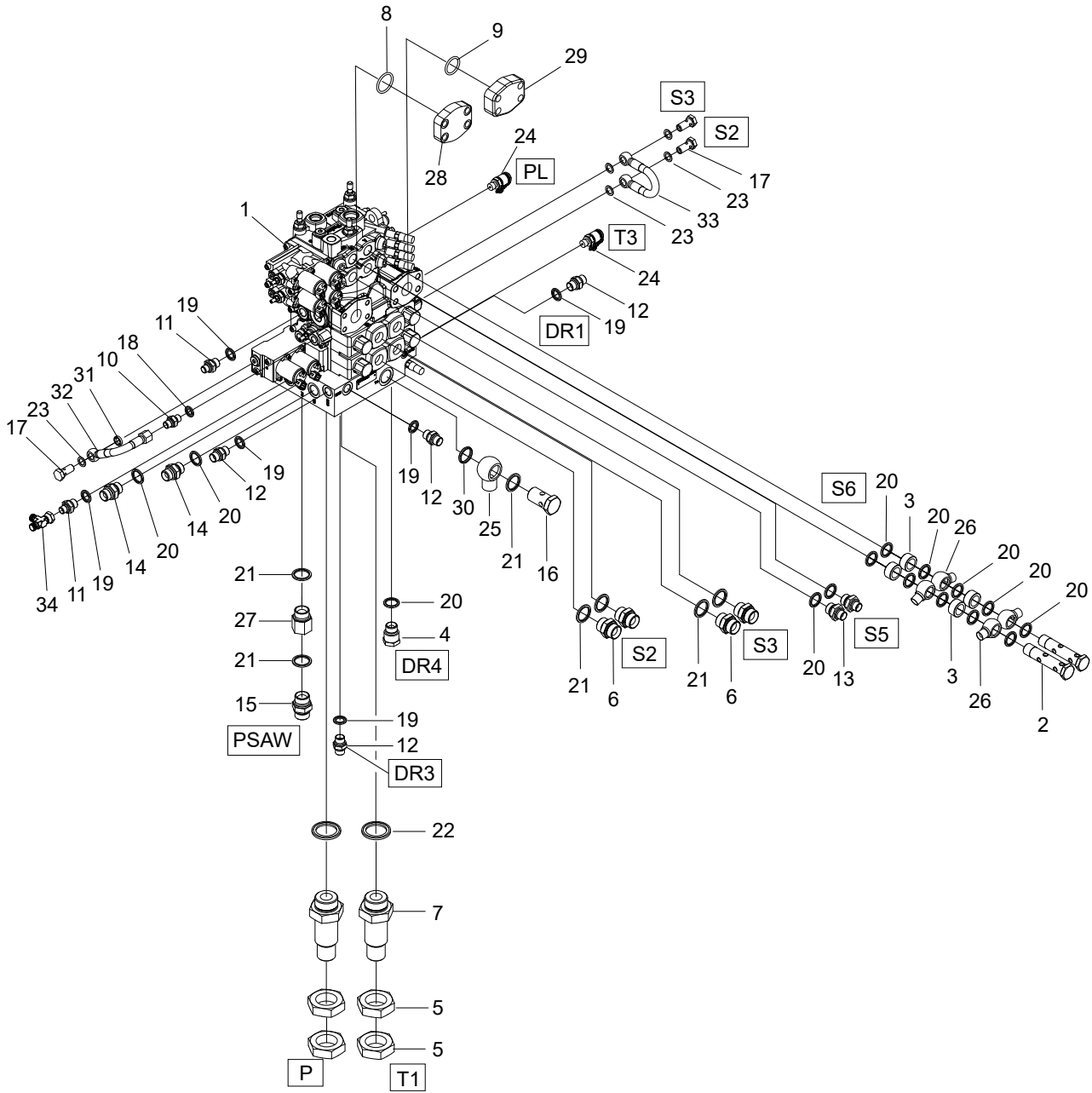
Directional valve

Structure 10001986				
Pos.	Part no.	Quantity	Description	Specification
1	10002596	1	Seal kit	



Pressure reducer valve

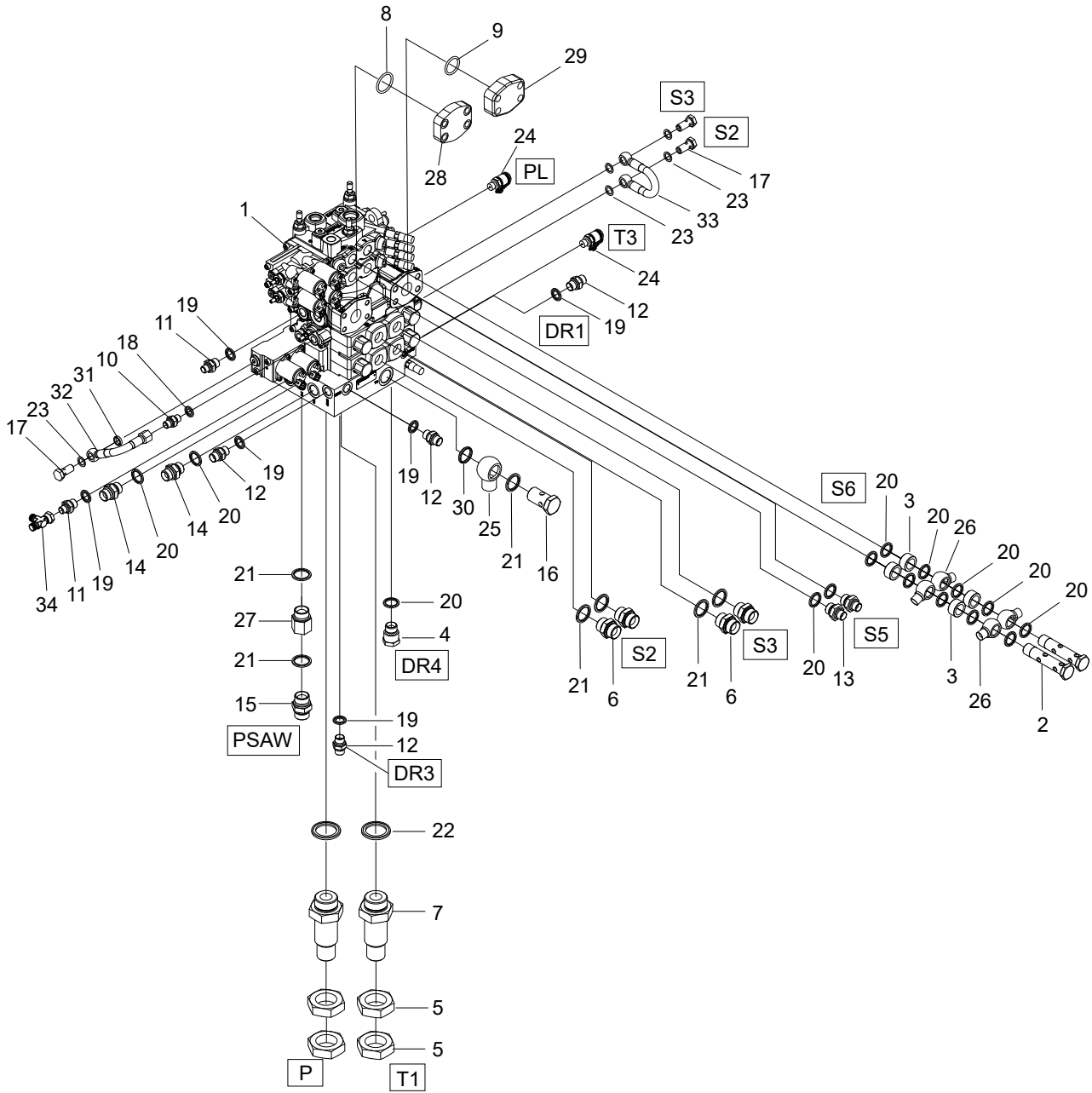
Structure 612073				
Pos.	Part no.	Quantity	Description	Specification
1	612074	1	Seal kit	



07/092

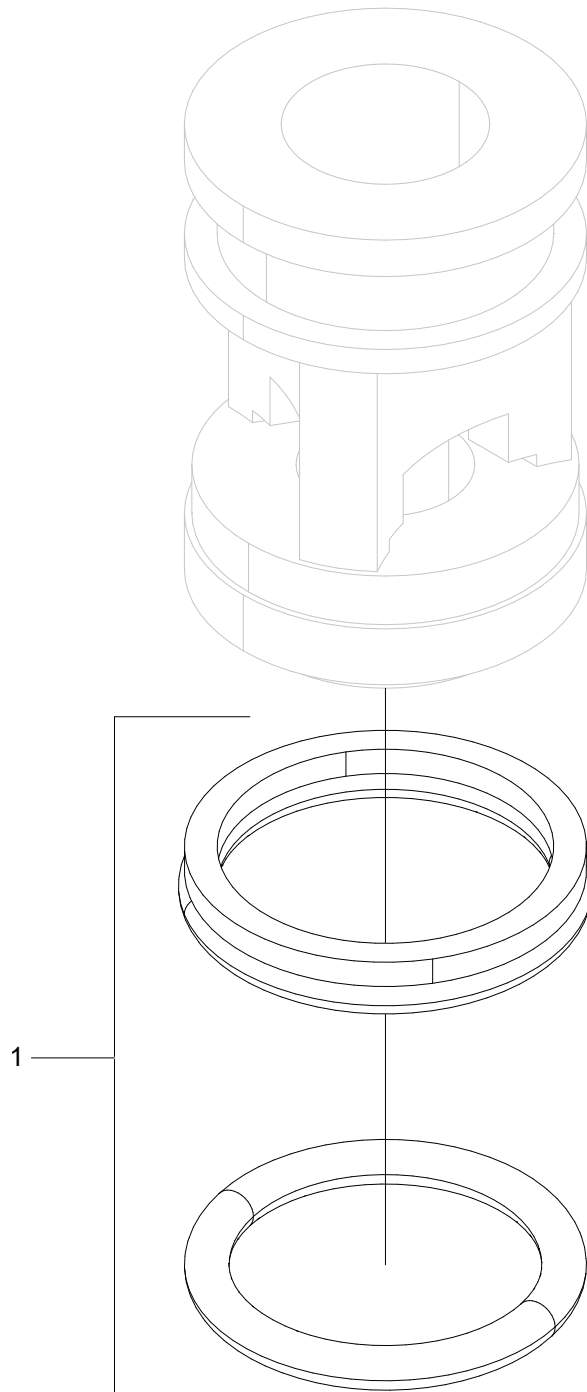
Right manifold assembly

Structure 006145-2				
Pos.	Part no.	Quantity	Description	Specification
1	611098-X	1	Manifold	
2	012476	2	Banjo screw	G 1/2"
3	012477	4	Spacer	
4	013805	1	Adapter	1/2" IF – 1/2" UF
5	014741	4	Nut	1 5/8"
6	016443	4	Adapter	G 3/4" – 3/4"
7	014755	2	Bulk head	R 1 1/4" – JIC 1 5/8"
8	543069	1	O-ring	37.69x3.53 – 90
9	543070	1	O-ring	32.92x3.53 – 90
10	601028	1	Adapter	R 1/4" UF – R 1/4" UF
11	601029	2	Adapter	R 1/4" UF – R 3/8" UF
12	601032	4	Adapter	BSP – 06
13	601033	2	Adapter	R 3/8" UF – R 1/2" UF
14	601036	2	Adapter	R 1/2" UF – R 1/2" UF
15	601040	1	Adapter	R 3/4" UF – R 3/4" UF
16	601067	1	Banjo screw	R 3/4"
17	601068	3	Banjo screw	R 1/4"
18	601101	1	Bonded seal	1/4"
19	601102	6	Bonded seal	3/8"
20	601103	15	Bonded seal	1/2"
21	601104	7	Bonded seal	3/4"
22	601106	2	Bonded seal	1 1/4"
23	601200	5	Copper seal	13x19x1.5
24	601261	2	Test point	1/4"
25	602017	1	Banjo screw	3/4"
26	602018	4	Banjo screw	R 1/2"
27	602057	1	Adapter	R 3/4" – R 3/4" UF – IF
28	602091	1	Plug	1 1/4"
29	602092	1	Plug	1"
30	602109	1	Seal ring	3/4"
31	602114	1	Seal ring	1/4"
32	649210	1	Hydraulic hose	A - side/ A- sida
33	649211	1	Hydraulic hose	B- side/ B- sida



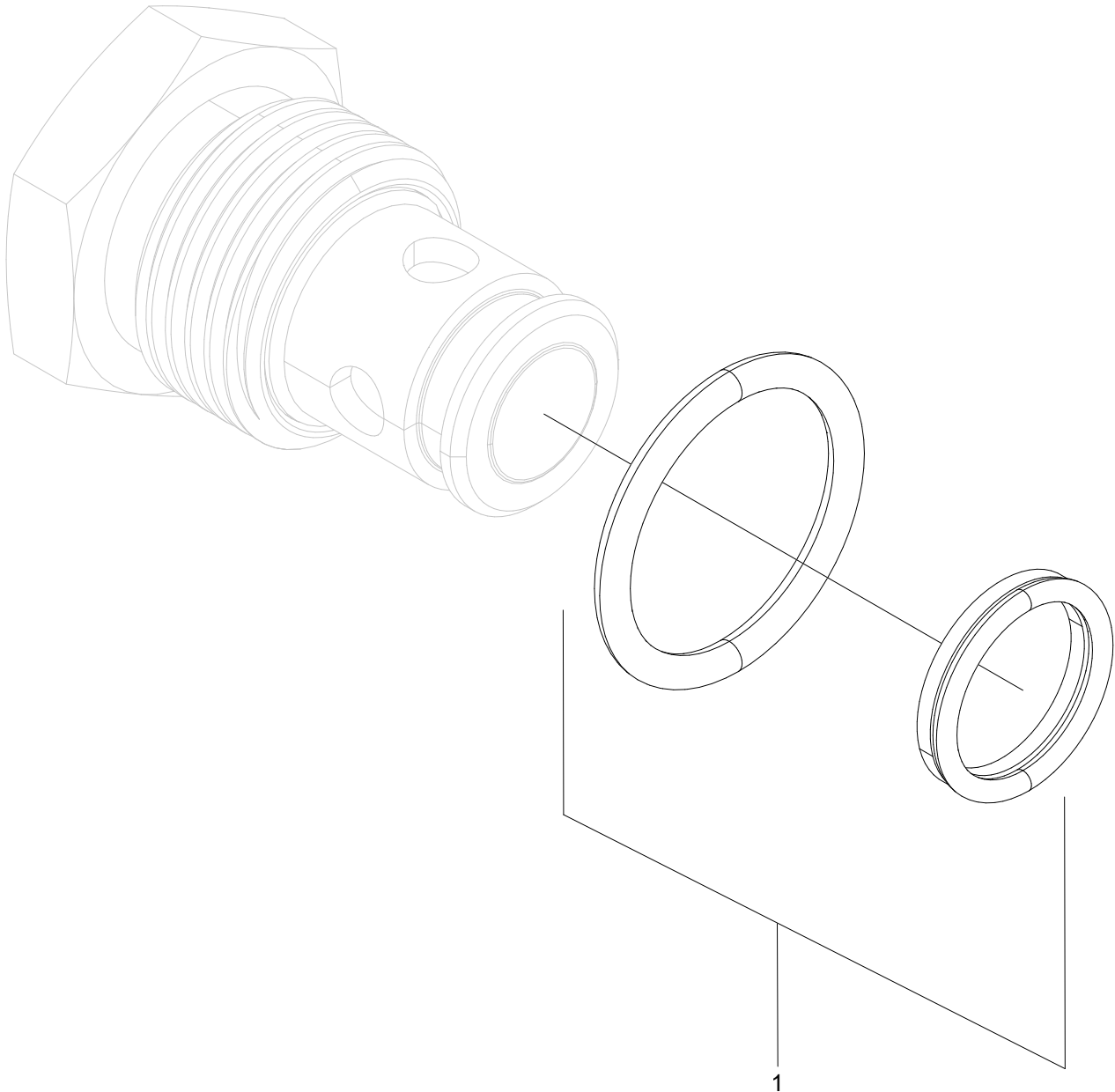
07/092

Structure				
Pos.	Part no.	Quantity	Description	Specification
34	601010	1	T-adapter	BSP -04 IM/UF/UF



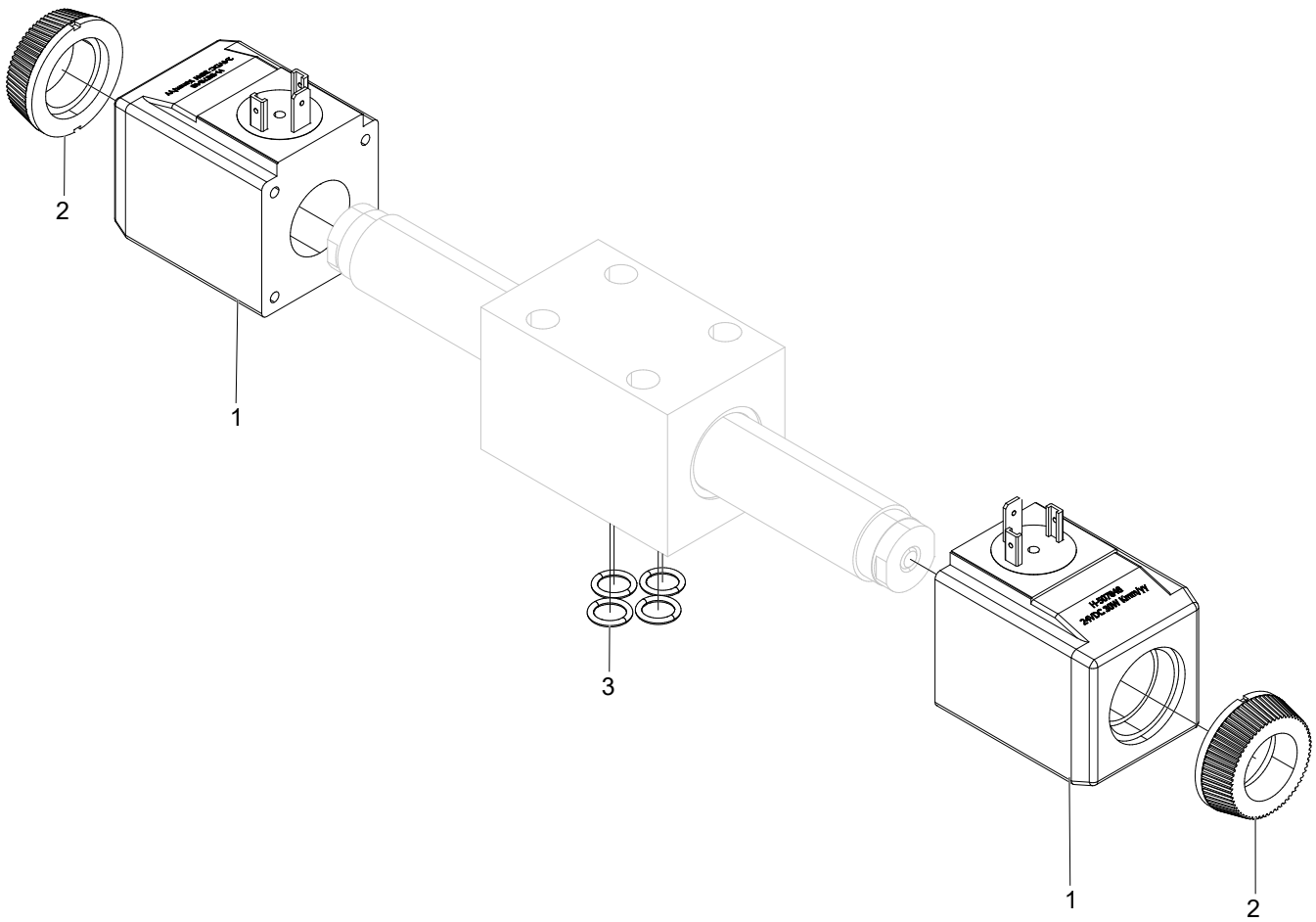
Check valve

Structure 617013				
Pos.	Part no.	Quantity	Description	Specification
1	620356	1	Seal kit	



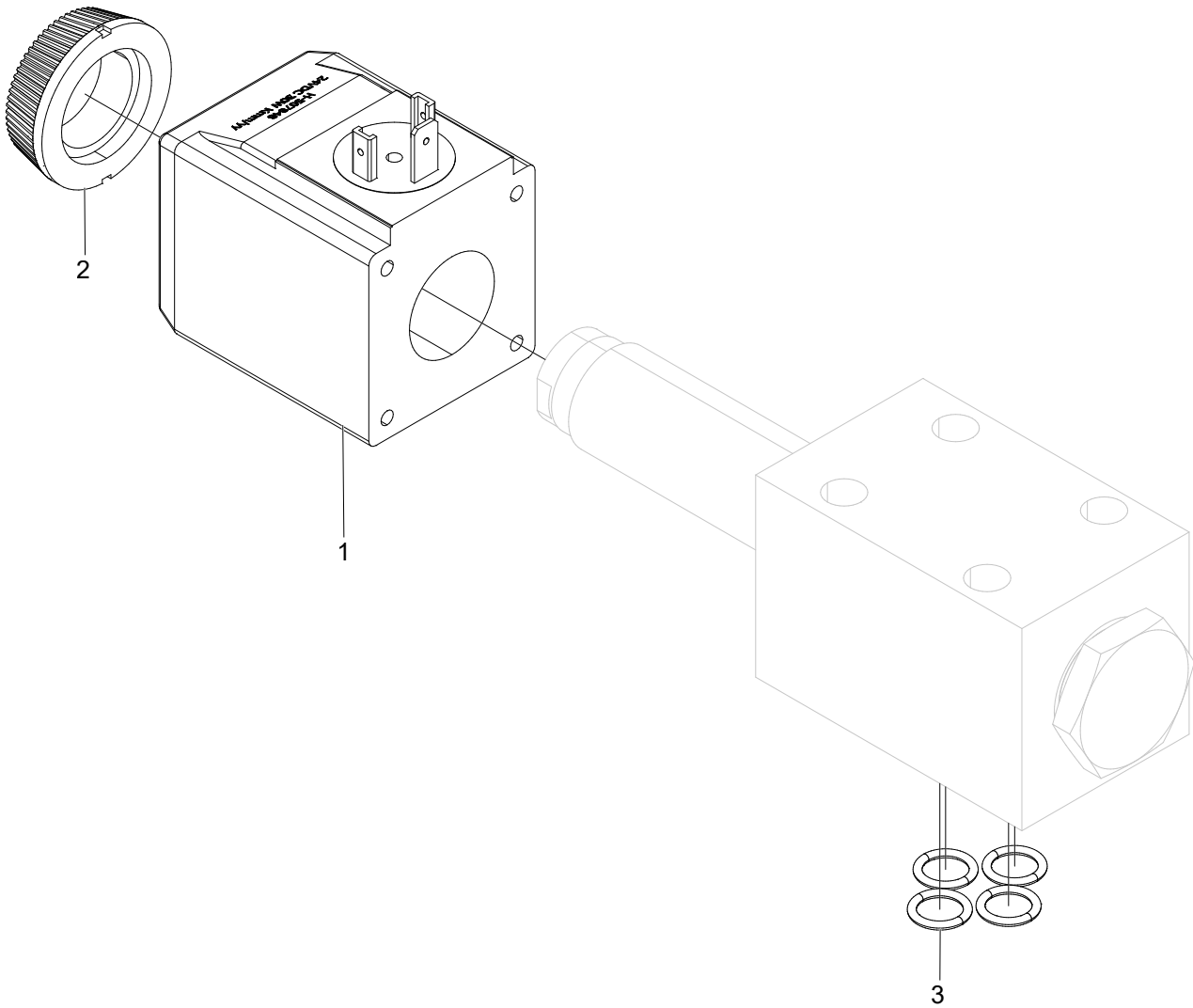
Check valve

Structure 617044				
Pos.	Part no.	Quantity	Description	Specification
1	620351	1	Seal kit	



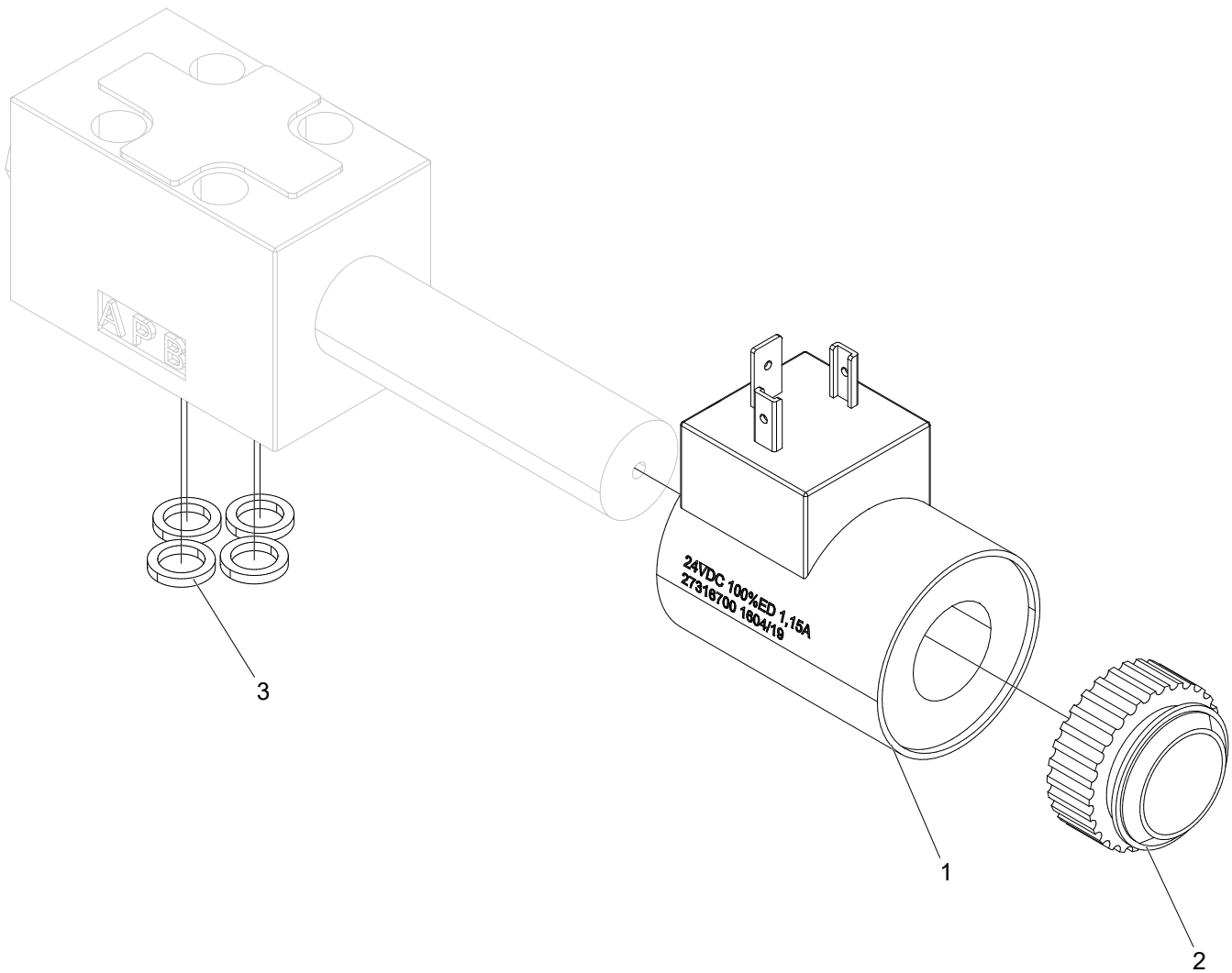
Directional valve 24V

Structure 010280				
Pos.	Part no.	Quantity	Description	Specification
1	613002	2	Solenoid	24 V
2	613059	2	Nut	Plastic / Plast
3	540006	4	O-ring	9.25x1.78



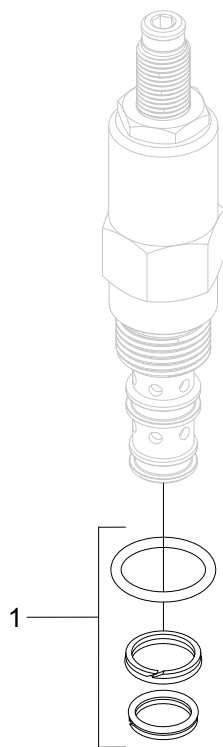
Directional valve 24V

Structure 011626				
Pos.	Part no.	Quantity	Description	Specification
1	613002	1	Solenoid	24V
2	613059	1	Nut	
3	540006	4	O-ring	9.25x1.78



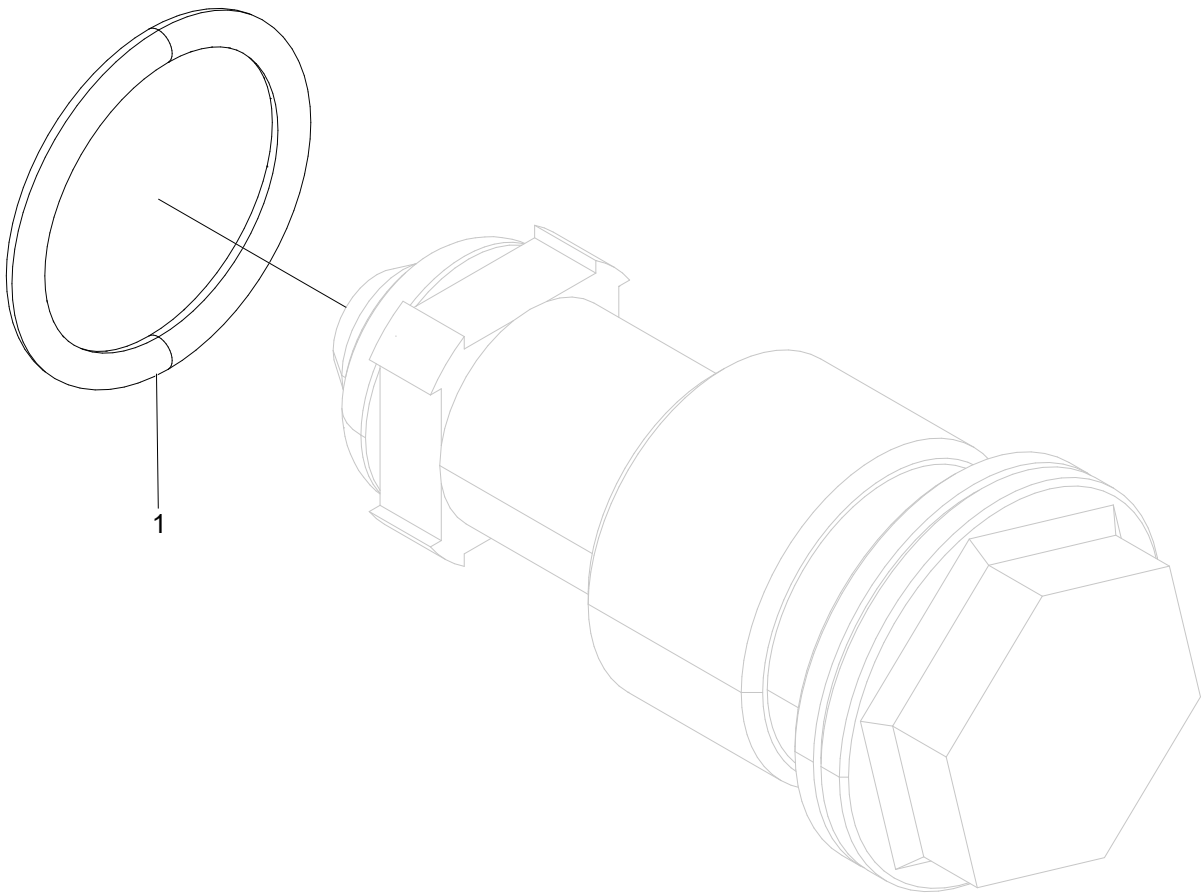
Directional valve 24V

Structure 612057				
Pos.	Part no.	Quantity	Description	Specification
1	613069	1	Solenoid	24 V
2	613105	1	Nut	Plastic / Plast
3	540037	4	O-ring	7.65x1.68



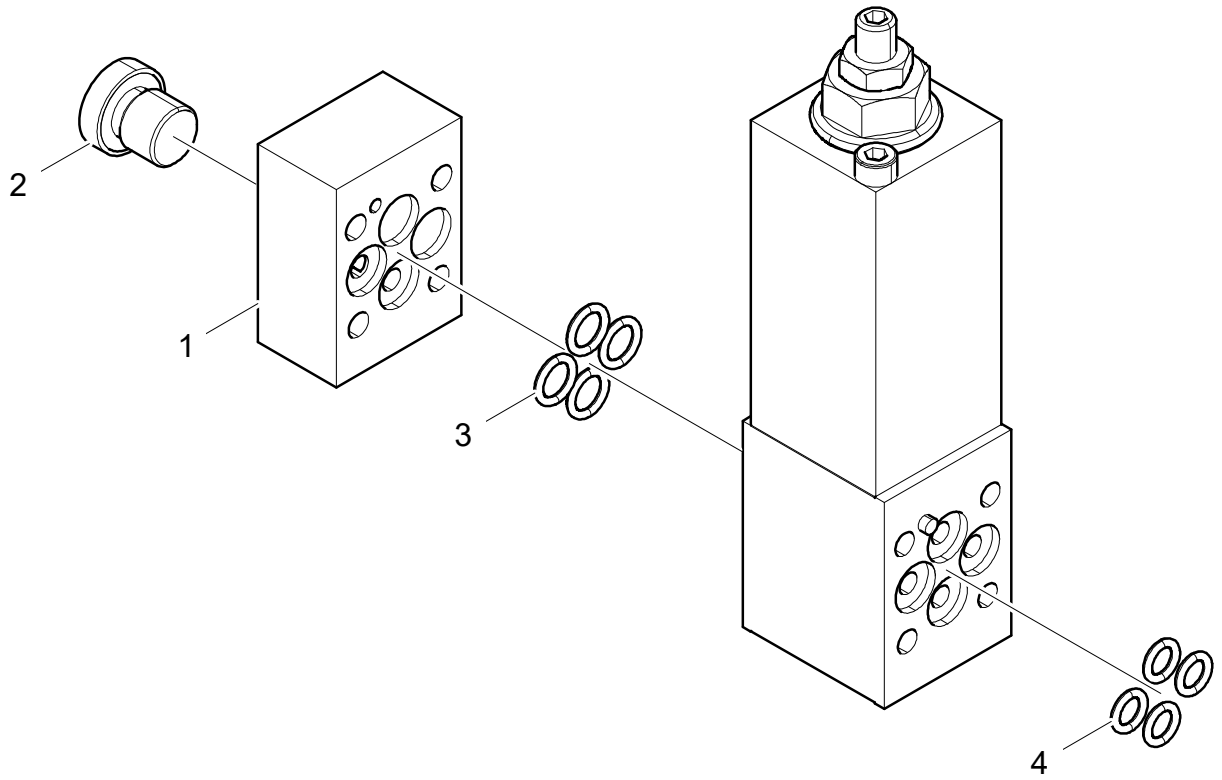
Pressure reducer valve

Structure 619016				
Pos.	Part no.	Quantity	Description	Specification
1	620352	1	Seal kit	



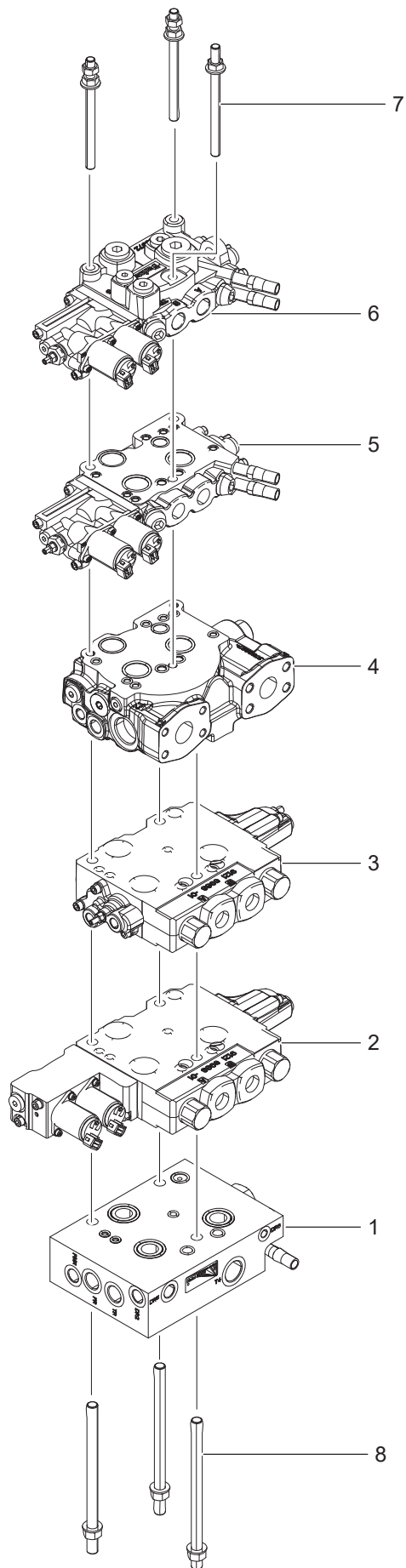
Pressure reducer valve

Structure 617032				
Pos.	Part no.	Quantity	Description	Specification
1	540043	1	Seal kit	



Sequence valve

Structure 619022				
Pos.	Part no.	Quantity	Description	Specification
1	613021	1	Cover	
2	601001	1	Hex plug	1/4" R
3	540036	4	O-ring	7.66x1.78
4	540034	4	O-ring	6.07x1.78

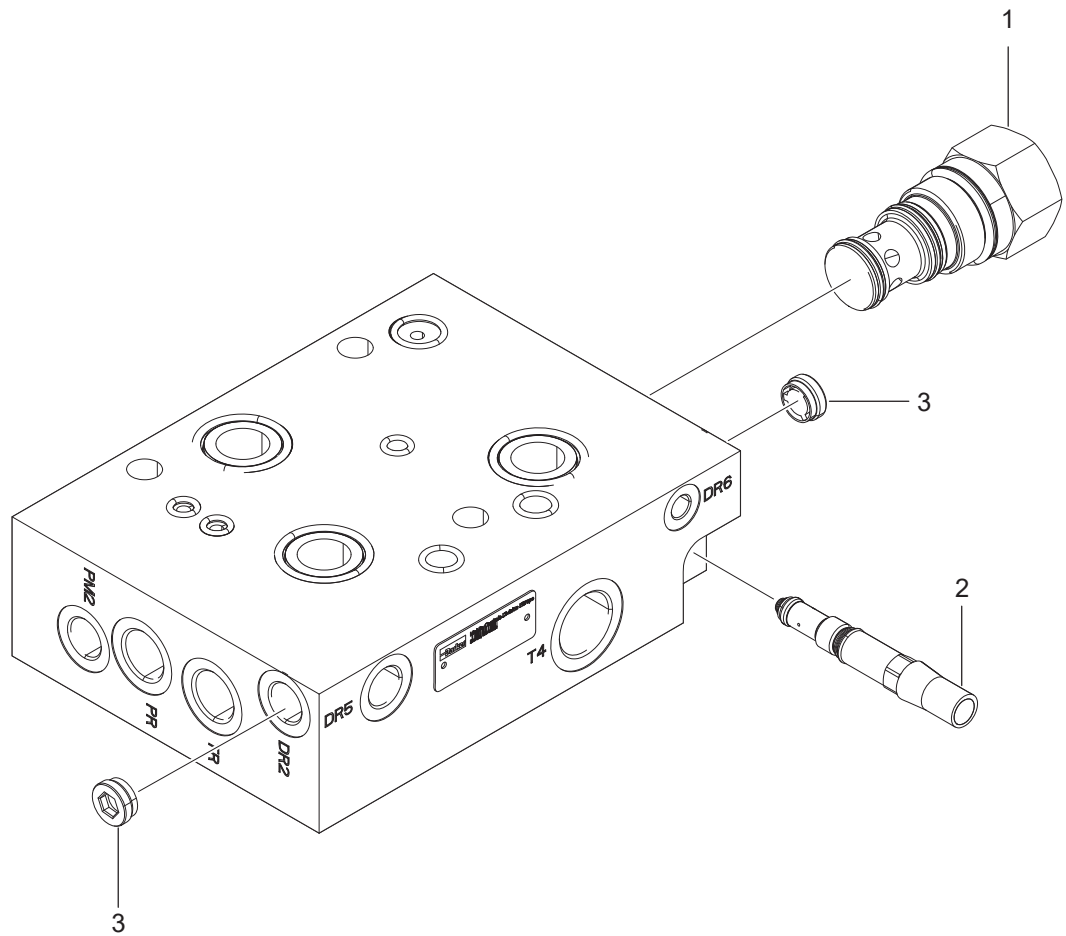


07/065

Log Max 7000C/XT/Twin

Right manifold

Structure 611098-X				
Pos.	Part no.	Quantity	Description	Specification
1	614216-01	1	Inlet section	S01
2	614215-01	1	Feed section	S02
3	614214-01	1	Feed section	S03
4	614210-01	1	Middle section	S04
5	614111-07	1	Knife section	S05
6	614120-01	1	End section	S06
7	611311-KIT	1	Tie rod kit	L=146 mm
8	611310-KIT	1	Tie rod kit	L=198 mm

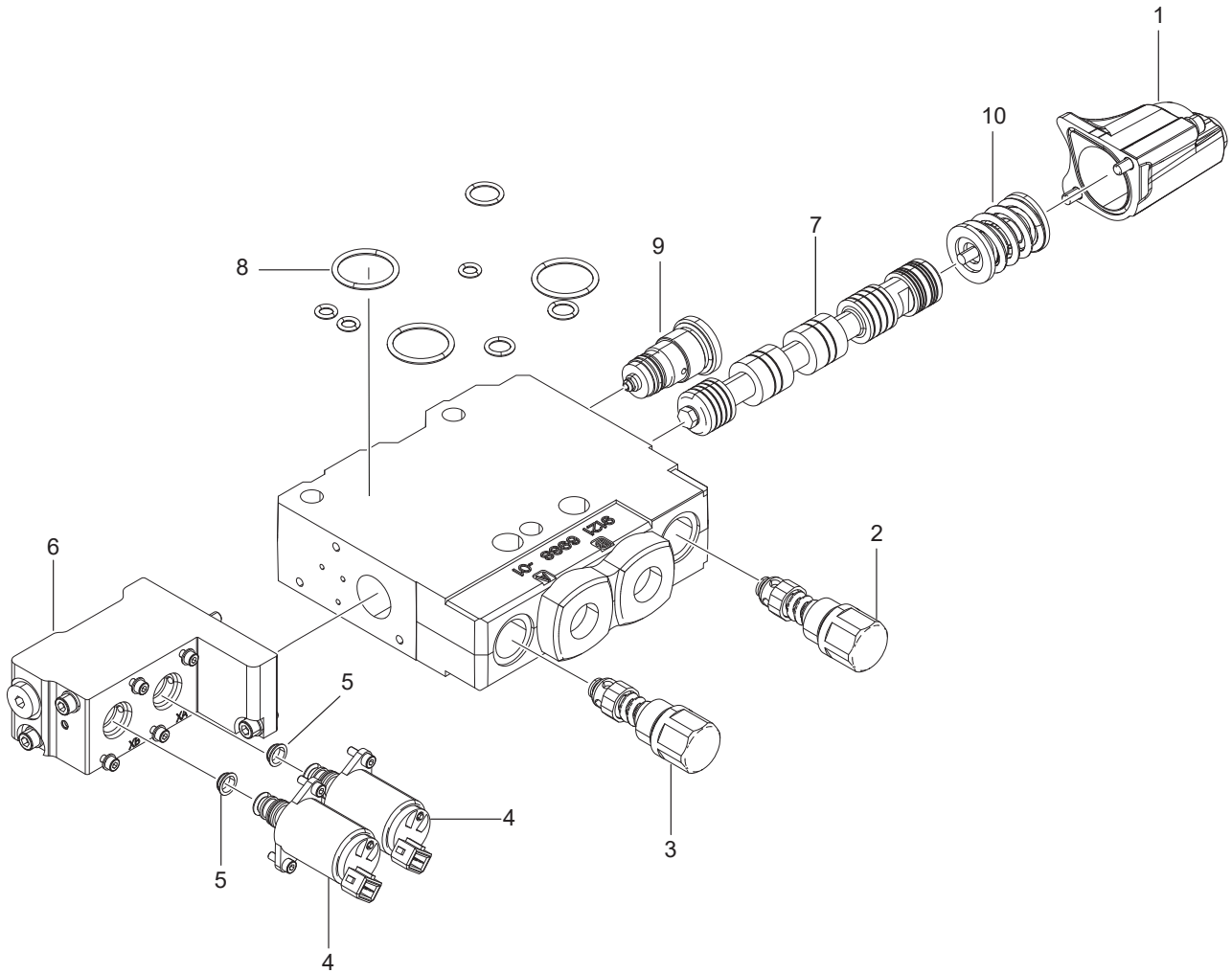


07/067

Log Max 7000C/XT/Twin/10000XT

Inlet section S01

Structure 614216-01				
Pos.	Part no.	Quantity	Description	Specification
1	620543	1	Logic element	
2	620397	1	Feed reducer	
3	617028	2	Check valve	

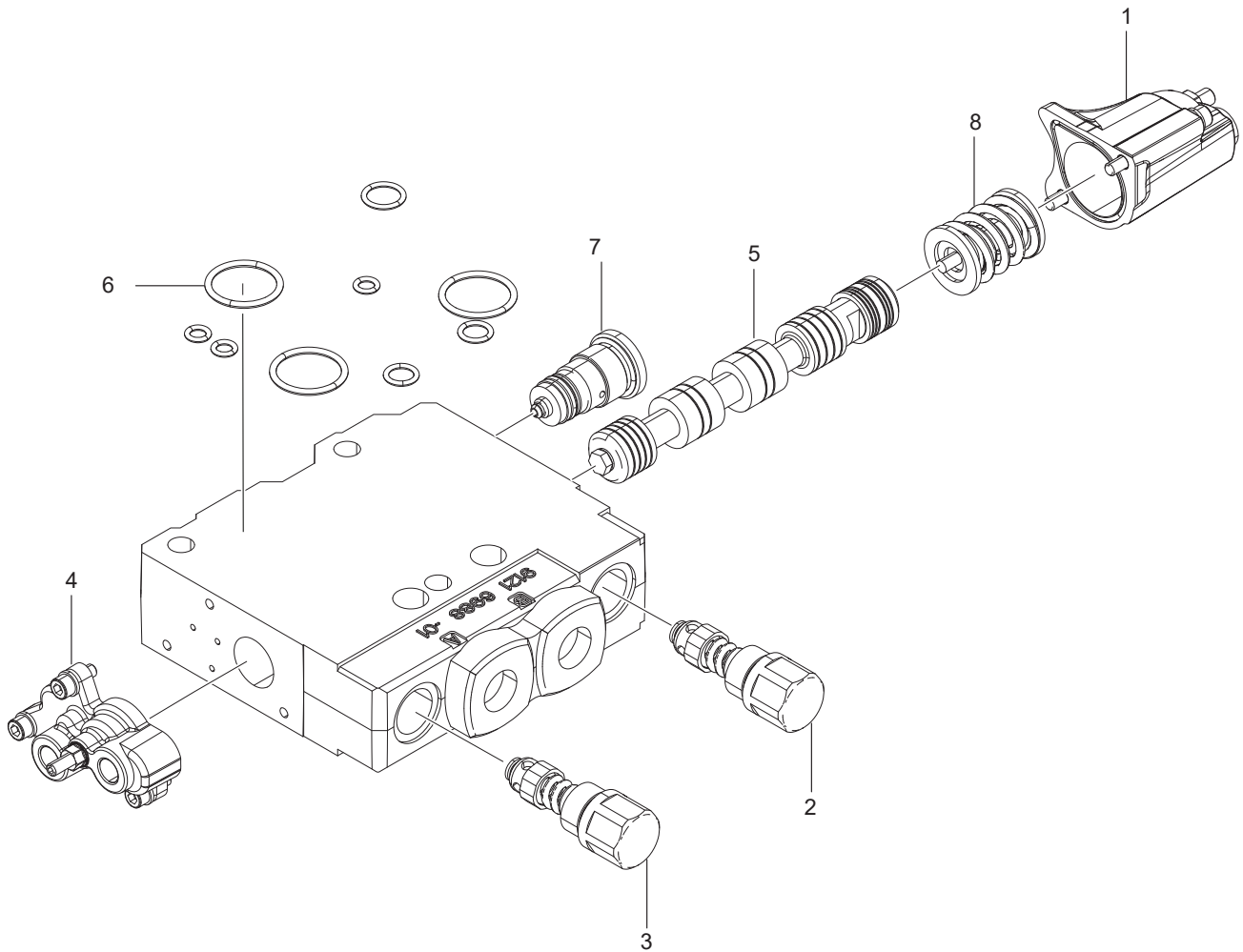


07/068

Log Max 7000C/XT/Twin

Feed section S02

Structure 614215-01				
Pos.	Part no.	Quantity	Description	Specification
1	611314	1	Cap kit	B – side / B – sida
2	611190	1	Relief valve	300 bar
3	611191	1	Relief valve	330 bar
4	620394	2	Solenoid	24V
5	620385	2	Restrictor	1.5 mm
6	611315	1	Cap kit	A – side / A – sida
7	620489	1	Spool	PUX
8	611302	1	Seal kit	
9	611320	1	Compensator plug	
10	620519	1	Spring kit	

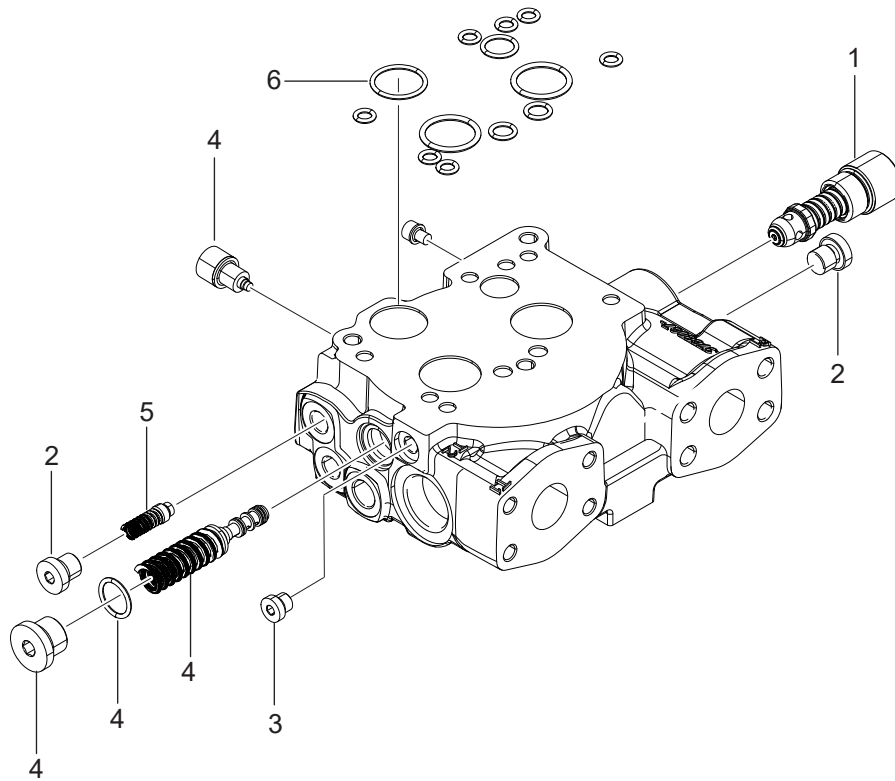


07/069

Log Max 7000C/XT/Twin

Feed section S03

Structure 614214-01				
Pos.	Part no.	Quantity	Description	Specification
1	611319	1	Cap kit	B – side / B – sida
2	611190	1	Relief valve	300 bar
3	611191	1	Relief valve	330 bar
4	611318	1	Cap kit	A – side / A – sida
5	620489	1	Spool	PUX
6	611302	1	Seal kit	
7	611320	1	Compensator plug	
8	620519	1	Spring kit	

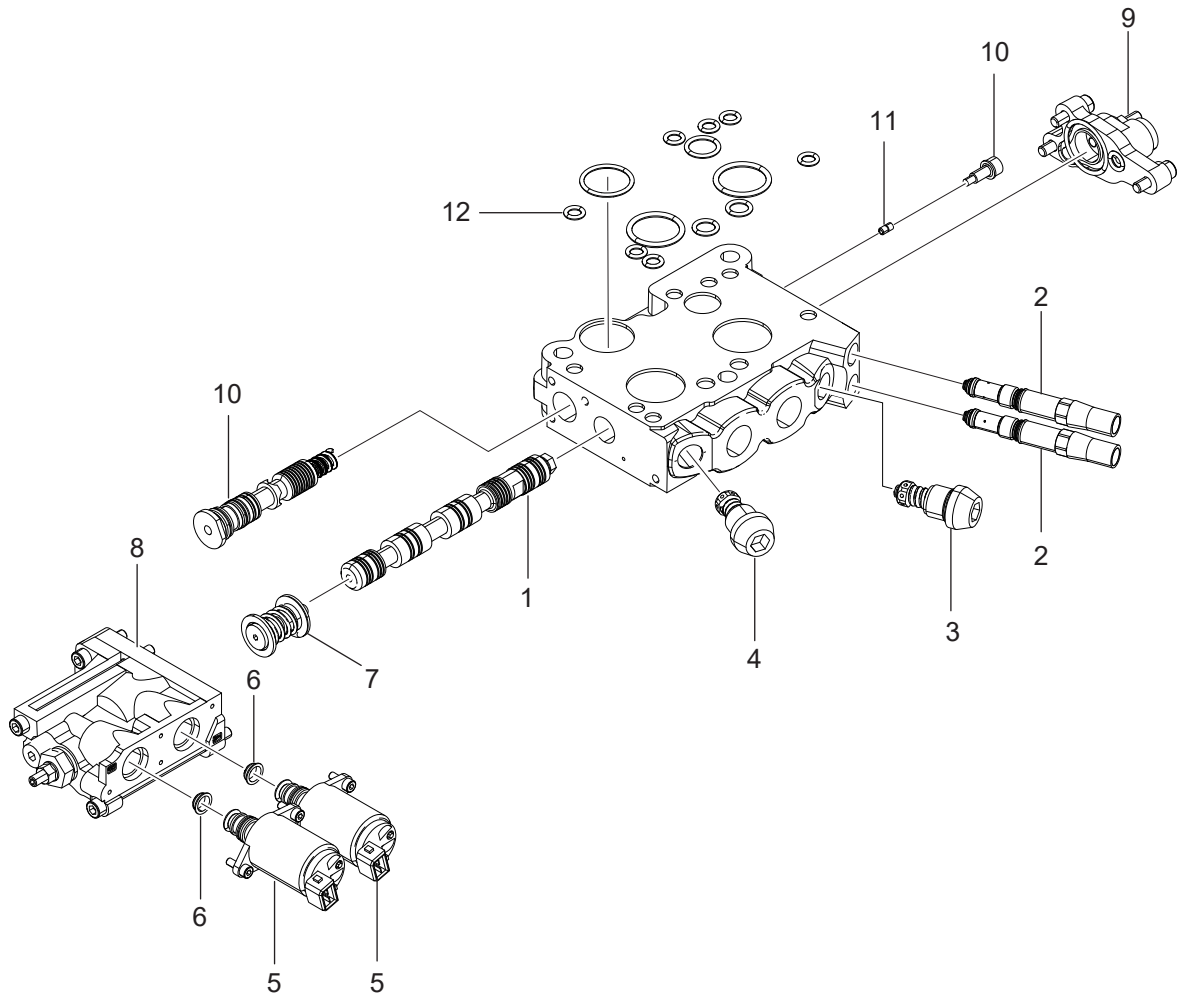


07/070

Log Max 7000C/XT/Twin/10000XT

Middle section S04

Structure 614210-01				
Pos.	Part no.	Quantity	Description	Specification
1	611194	1	Relief valve	350 bar
2	601001	2	Hex plug	1/4" R
3	611307	1	Plug	
4	611305	1	Pilot pressure reducer kit	35 bar, "Red"
	611306	1	Pilot pressure reducer kit	35 bar, "Green"
5	620426	1	Pilot strainer kit	
6	620377	1	Seal kit	

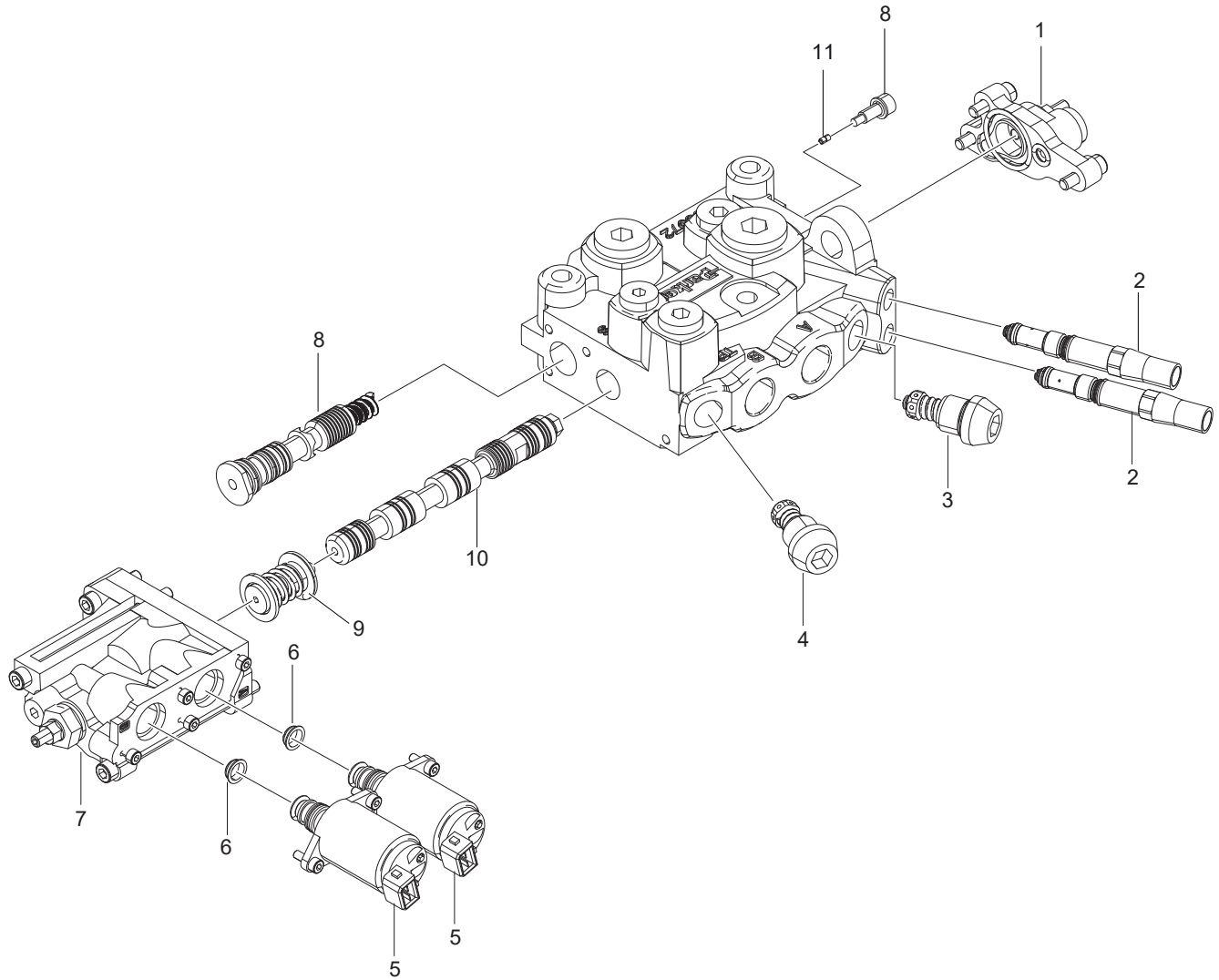


07/071

Log Max 7000C/XT/Twin

Knife section S05

Structure 614111-07				
Pos.	Part no.	Quantity	Description	Specification
1	620444	1	Spool	MBX
2	620397	2	Feed reducer	
3	620404	1	Relief valve	210 bar
4	620399	1	Relief valve	125 bar
5	620394	2	Solenoid	24V
6	620395	2	Restrictor	1.2 mm
7	620392	1	Spring kit	
8	620393	1	Cap kit	B – side / B – sida
9	620390	1	Cap kit	A – side / A – sida
10	620510	1	Compensator kit	K spring, "Blue" / K fjäder, "Blå"
	620512	1	Compensator kit	K spring, "Green"/ K fjäder "Grön"
11	620508	1	Restrictor	0.8 mm
12	620377	1	Seal kit	

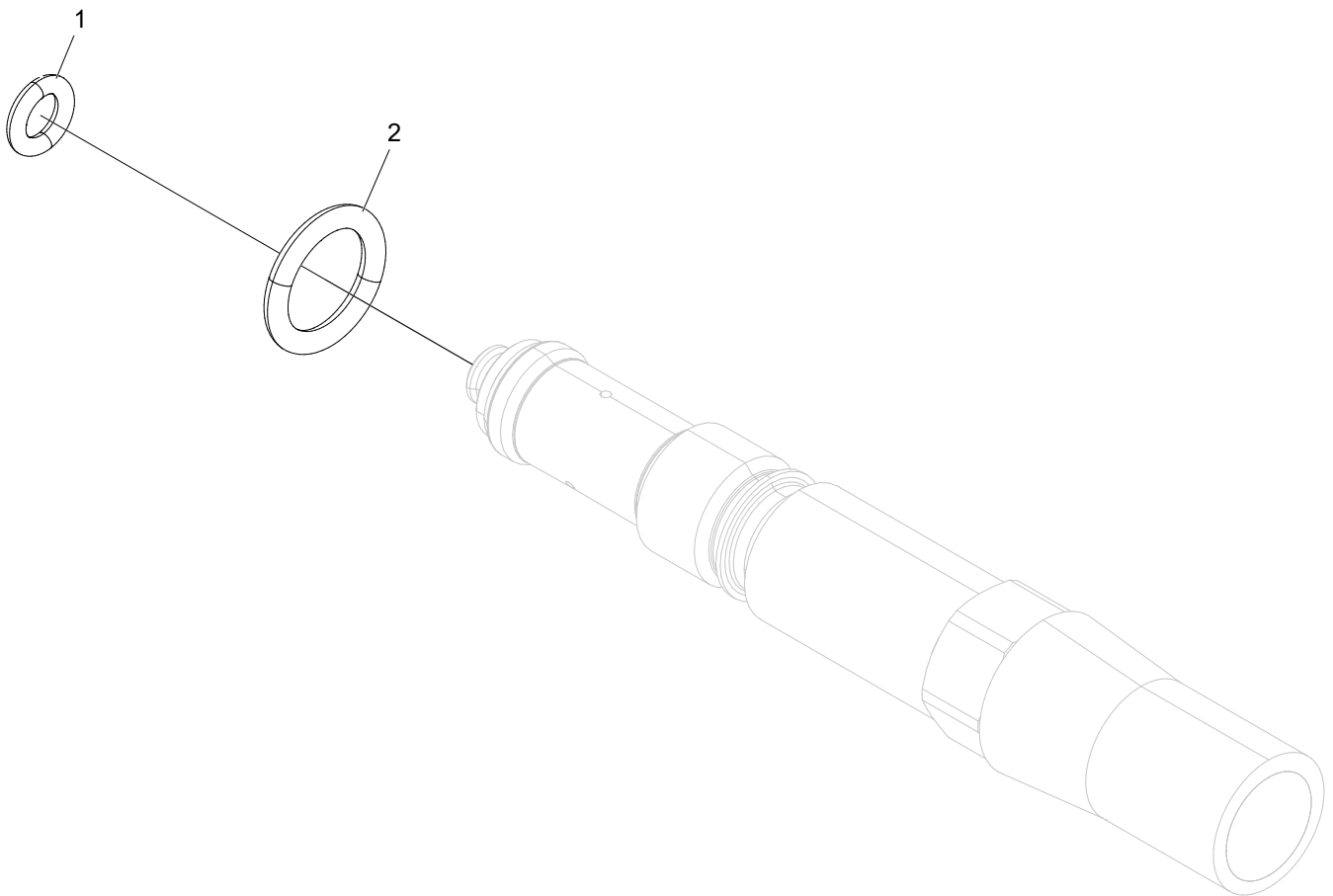


07/072

Log Max 7000C/XT/Twin

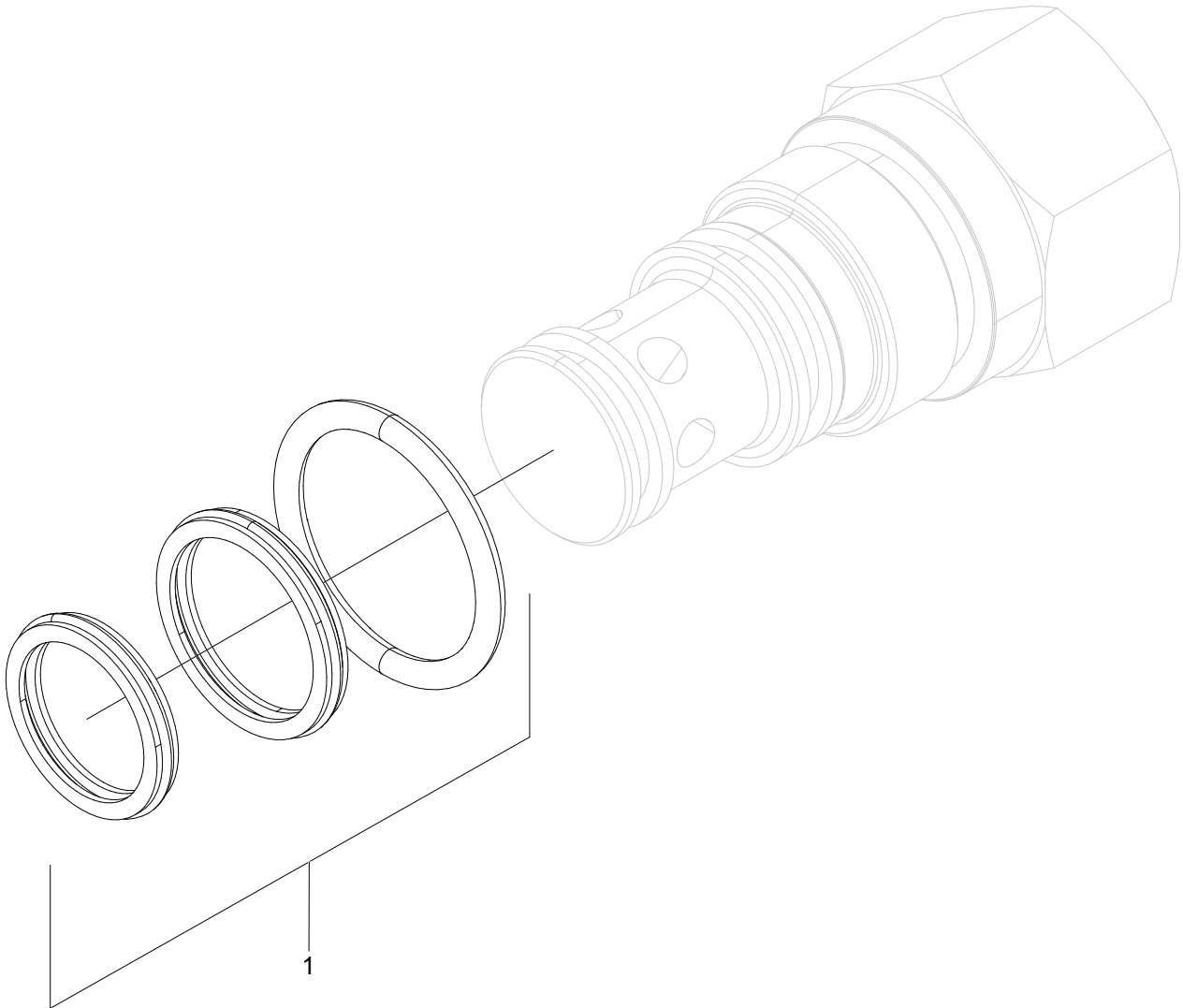
End section S06

Structure 614120-01				
Pos.	Part no.	Quantity	Description	Specification
1	620390	1	Cap kit	A – side / A – sida
2	620397	2	Feed reducer	
3	620404	1	Relief valve	210 bar
4	620399	1	Relief valve	125 bar
5	620394	2	Solenoid	24V
6	620395	2	Restrictor	1.2 mm
7	620393	1	Cap kit	B – side / B – sida
8	620511	1	Compensator kit	KX spring, "Blue"/ KX fjäder, "Blå"
	620513	1	Compensator kit	KX spring, "Green"/KX fjäder "Grön"
9	620392	1	Spring kit	
10	620447	1	Spool	LFX
11	620508	1	Restrictor	0.8 mm



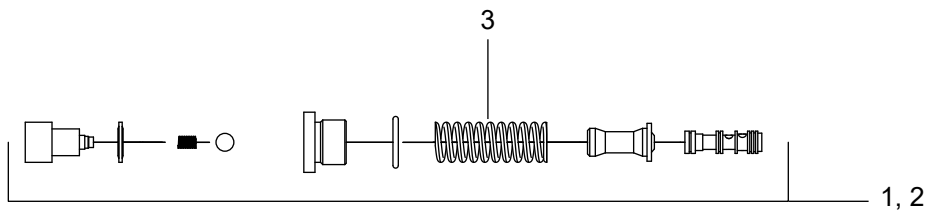
Feed reducer

Structure 620397				
Pos.	Part no.	Quantity	Description	Specification
1	540001	1	O-ring	4.1x1.6
2	543022	1	O-ring	9.5x2.0



Logic element

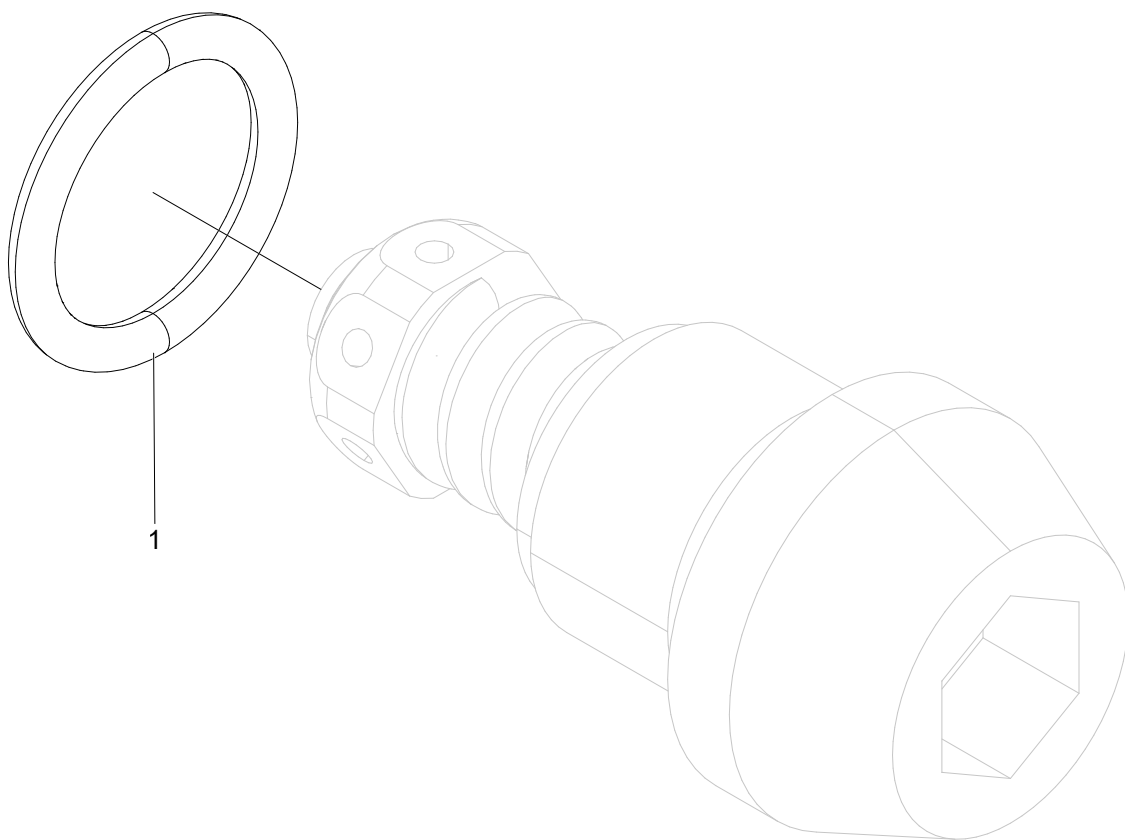
Structure 620543				
Pos.	Part no.	Quantity	Description	Specification
1	611309	1	Seal kit	



07 / 013

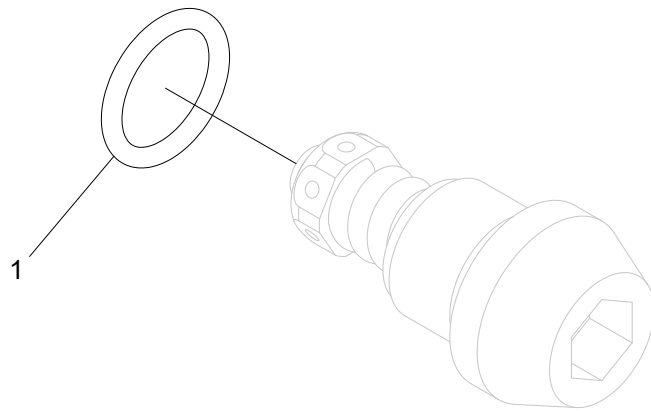
Pilot reducer

Structure				
Pos.	Part no.	Quantity	Description	Specification
1	611305	1	Pilot reducer	35 bar, R
2	611306	1	Pilot reducer	35 bar, G
3	620425	1	Spring	35 bar



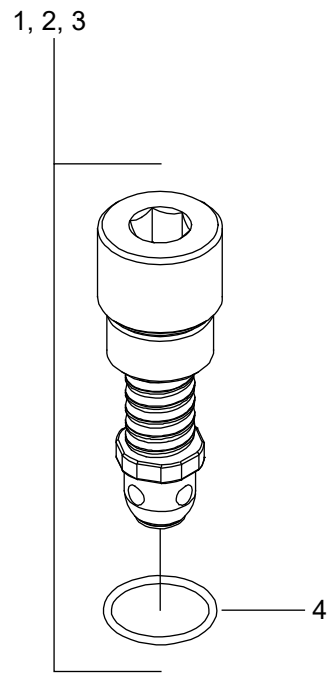
Relief valve

Structure 620399				
Pos.	Part no.	Quantity	Description	Specification
1	540072	1	O-ring	15,3x2,4



Relief valve

Structure 620404				
Pos.	Part no.	Quantity	Description	Specification
1	540072	1	O-ring	15,3x2,4

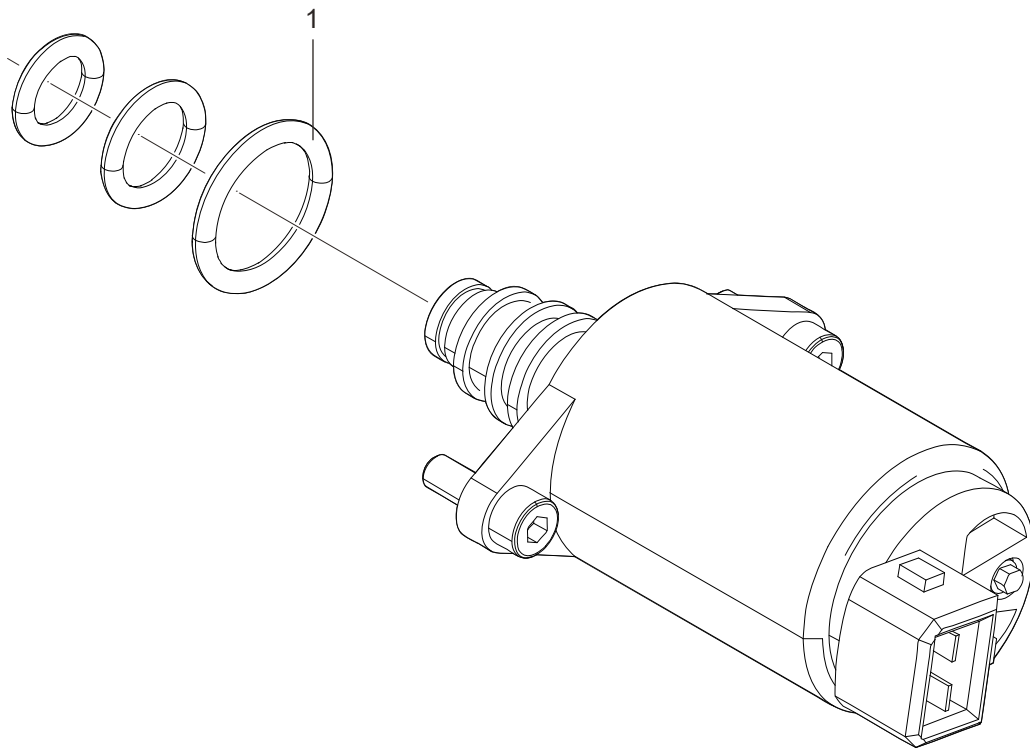


07/085

Log Max

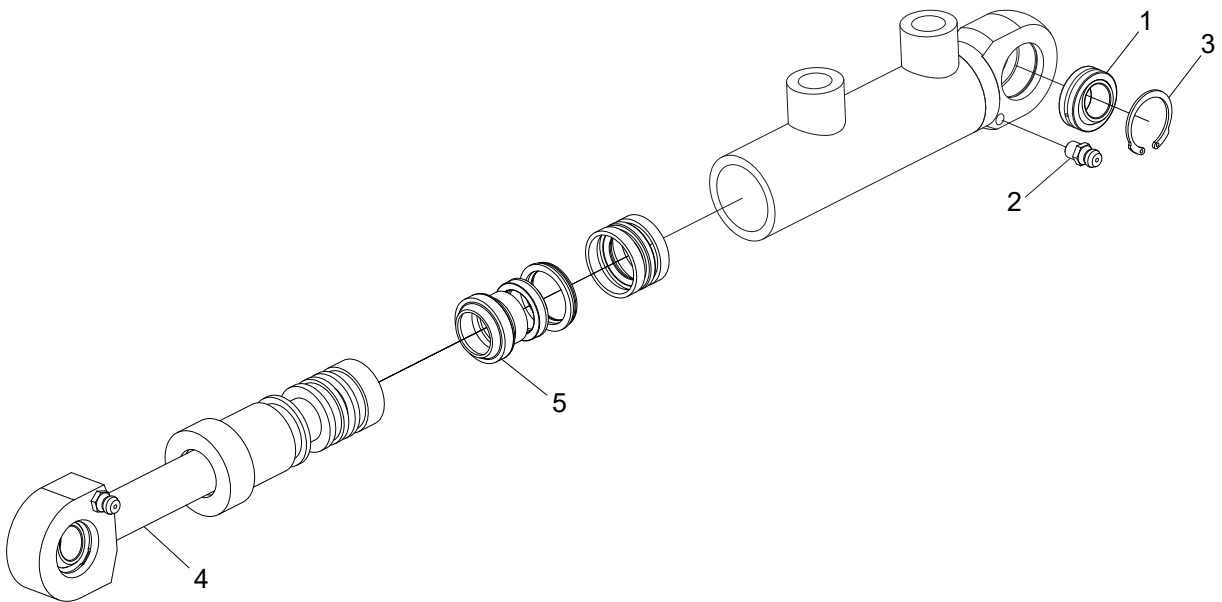
Relief valves

Structure				
Pos.	Part no.	Quantity	Description	Specification
1	611190	1	Relief valve	300 bar
2	611191	1	Relief valve	330 bar
3	611194	1	Relief valve	350 bar
4	540047	1	O-ring	21.95x1.78



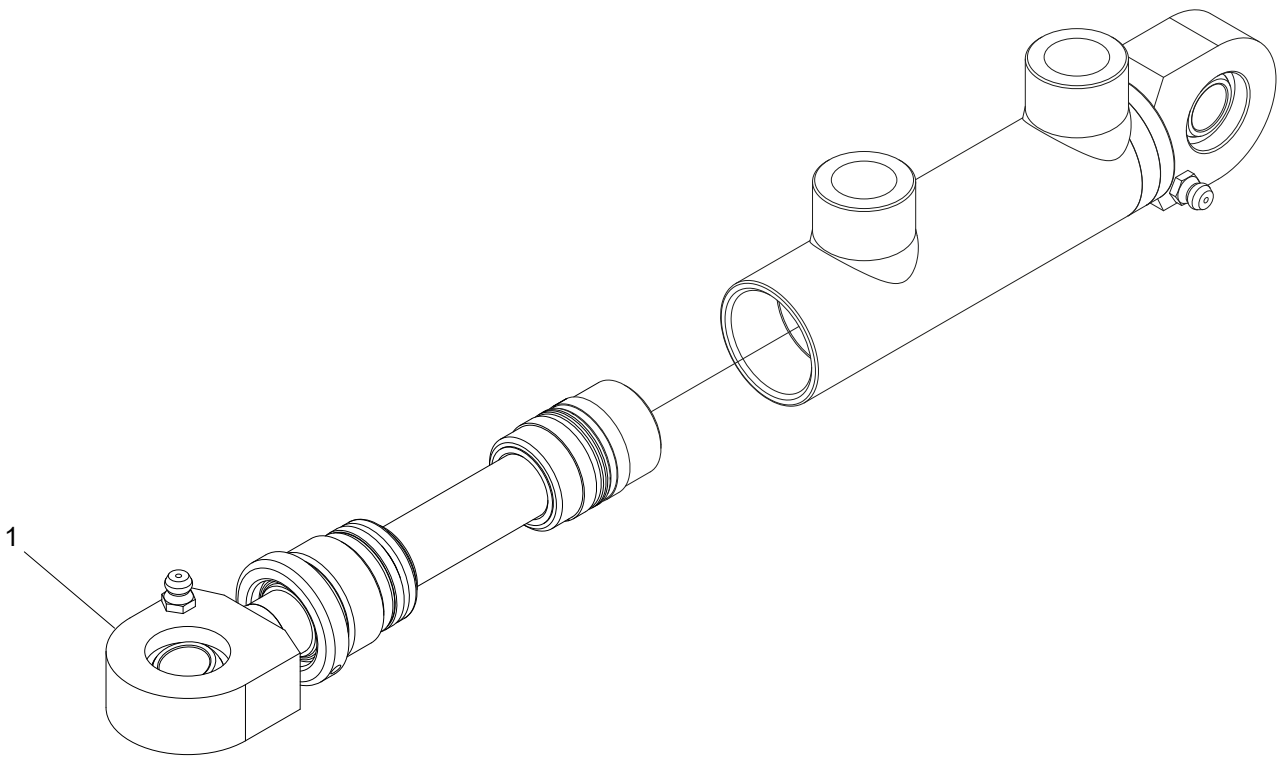
Solenoid 24V

Structure 620394				
Pos.	Part no.	Quantity	Description	Specification
1	620374	1	Seal kit	



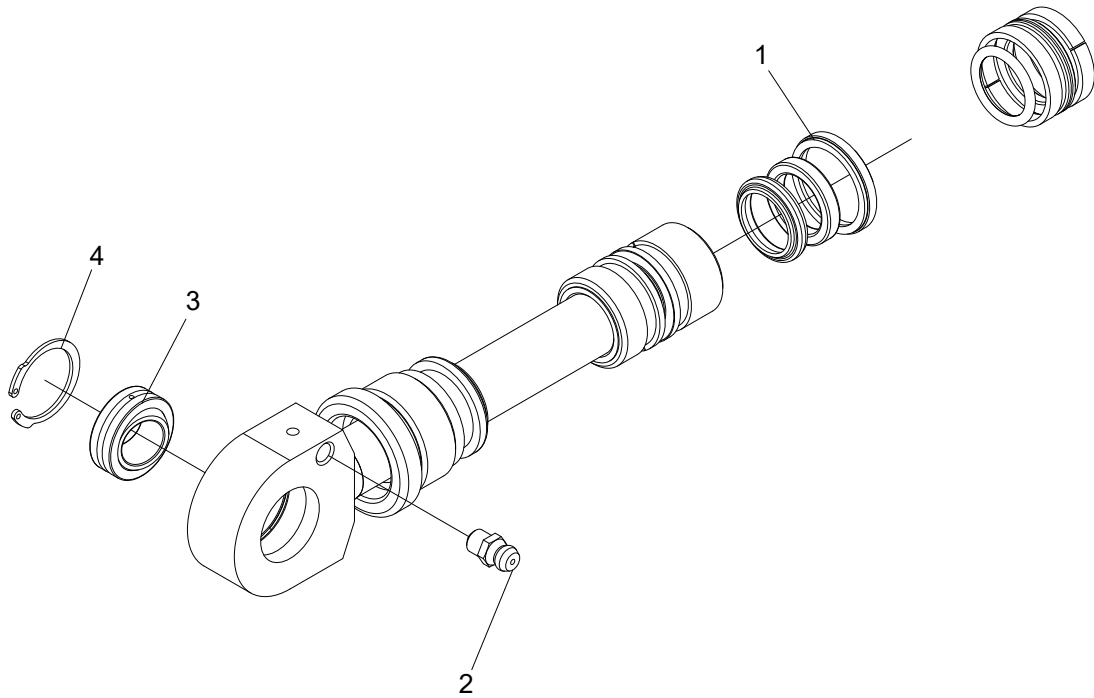
Cylinder Ø25/16-45

Structure 015462				
Pos.	Part no.	Quantity	Description	Specification
1	015220	1	Spherical bushing	GE12E-S
2	625004	1	Grease nipple	M6
3	517214	1	Circlip	JV 22
4	620060-KIT	1	Rod kit	
5	620003	1	Seal kit	



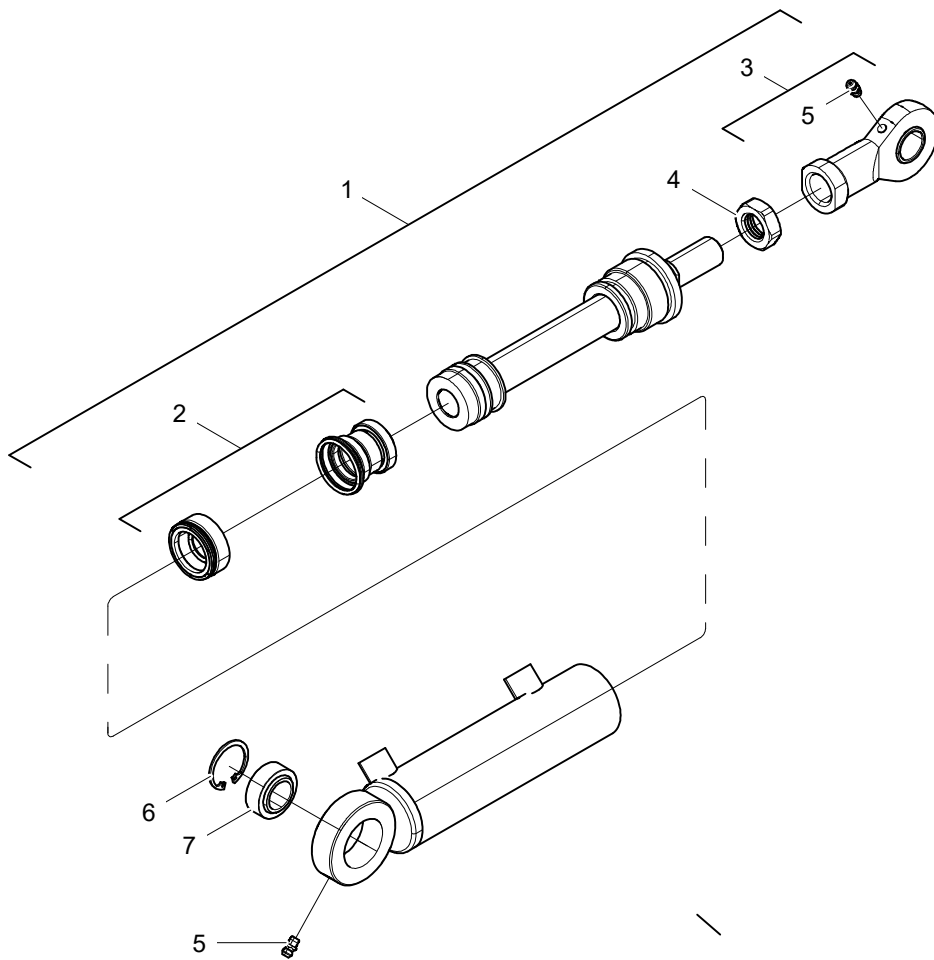
Cylinder Ø25/16-45

Structure 018870				
Pos.	Part no.	Quantity	Description	Specification
1	10000366	1	Rod kit	



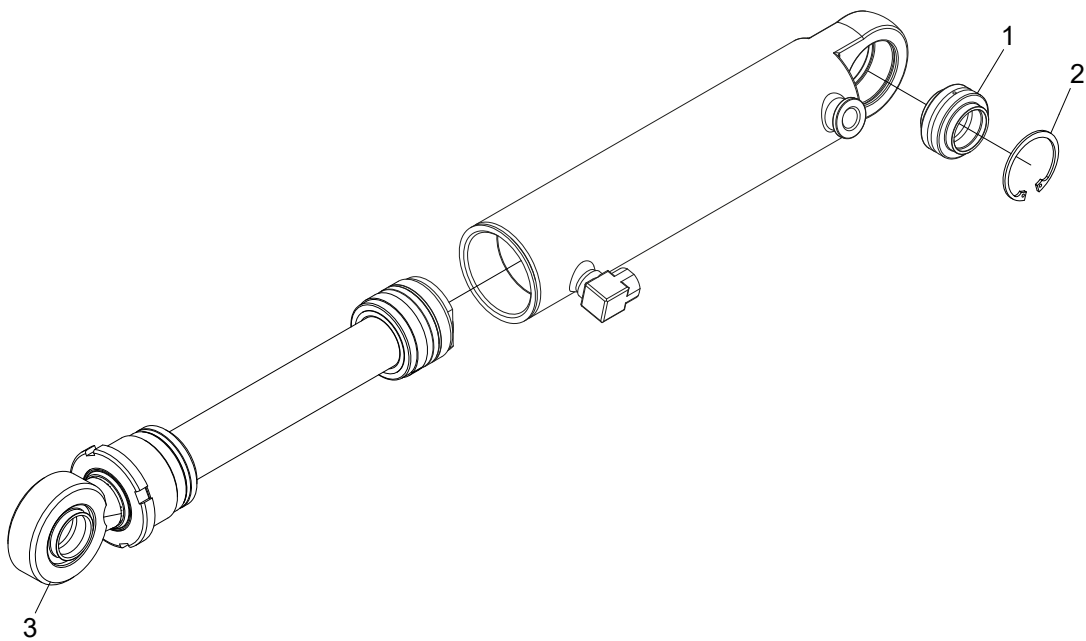
Rod kit

Structure 10000366				
Pos.	Part no.	Quantity	Description	Specification
1	10000517	1	Seal kit	
2	625004	1	Grease nipple	M6
3	015220	1	Spherical bushing	
4	517214	1	Låsring	



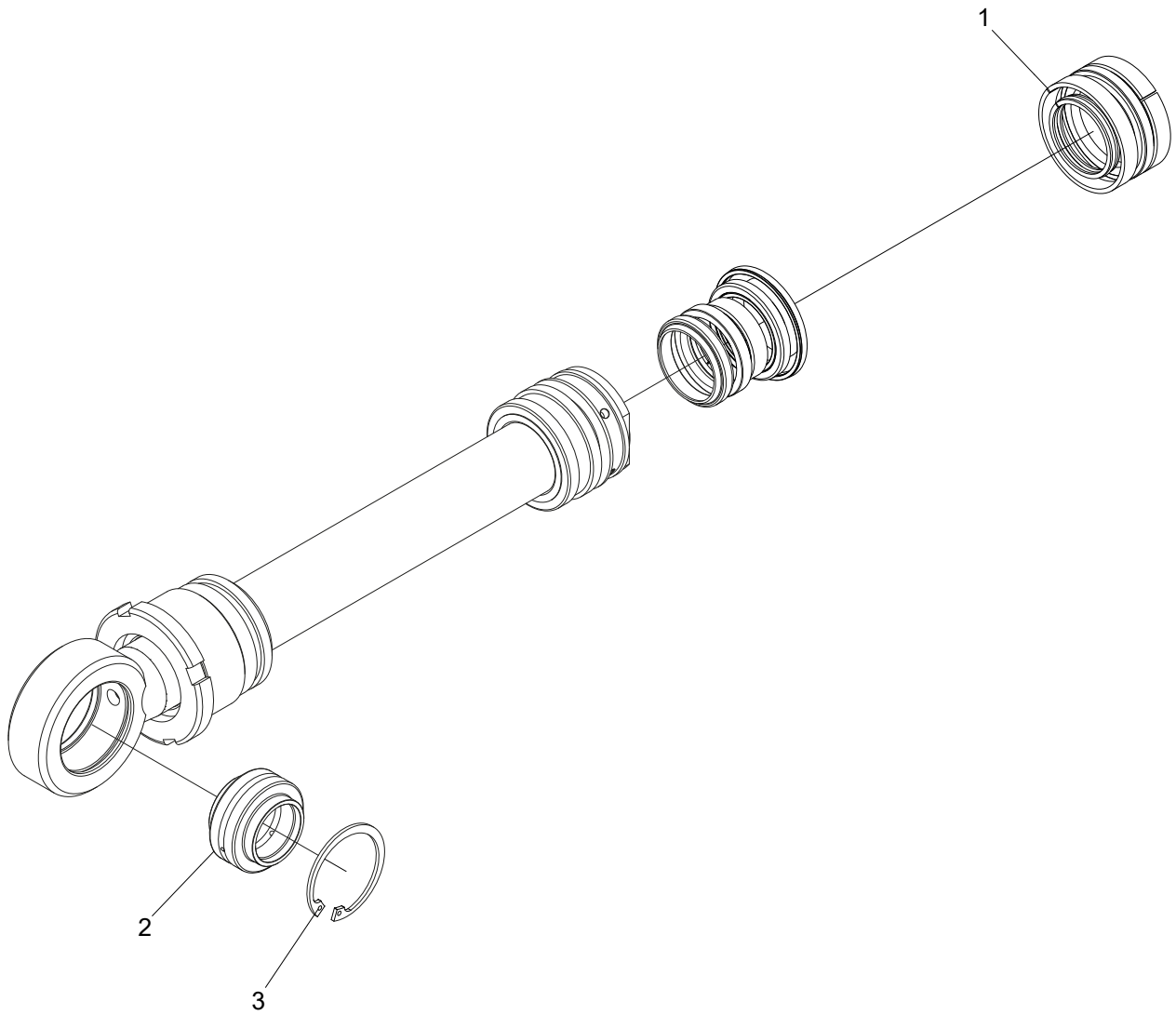
Cylinder Ø40/25-106

Structure 015669				
Pos.	Part no.	Quantity	Description	Specification
1	620631-KIT	1	Rod kit	
2	620071	1	Seal kit	
3	510120	1	Link head	
4	502704	1	Nut	M20x1.5
5	625004	1	Grease nipple	M6
6	517227	1	Circlip	JV 35
7	510005	1	Spherical bushing	GE 20 ES



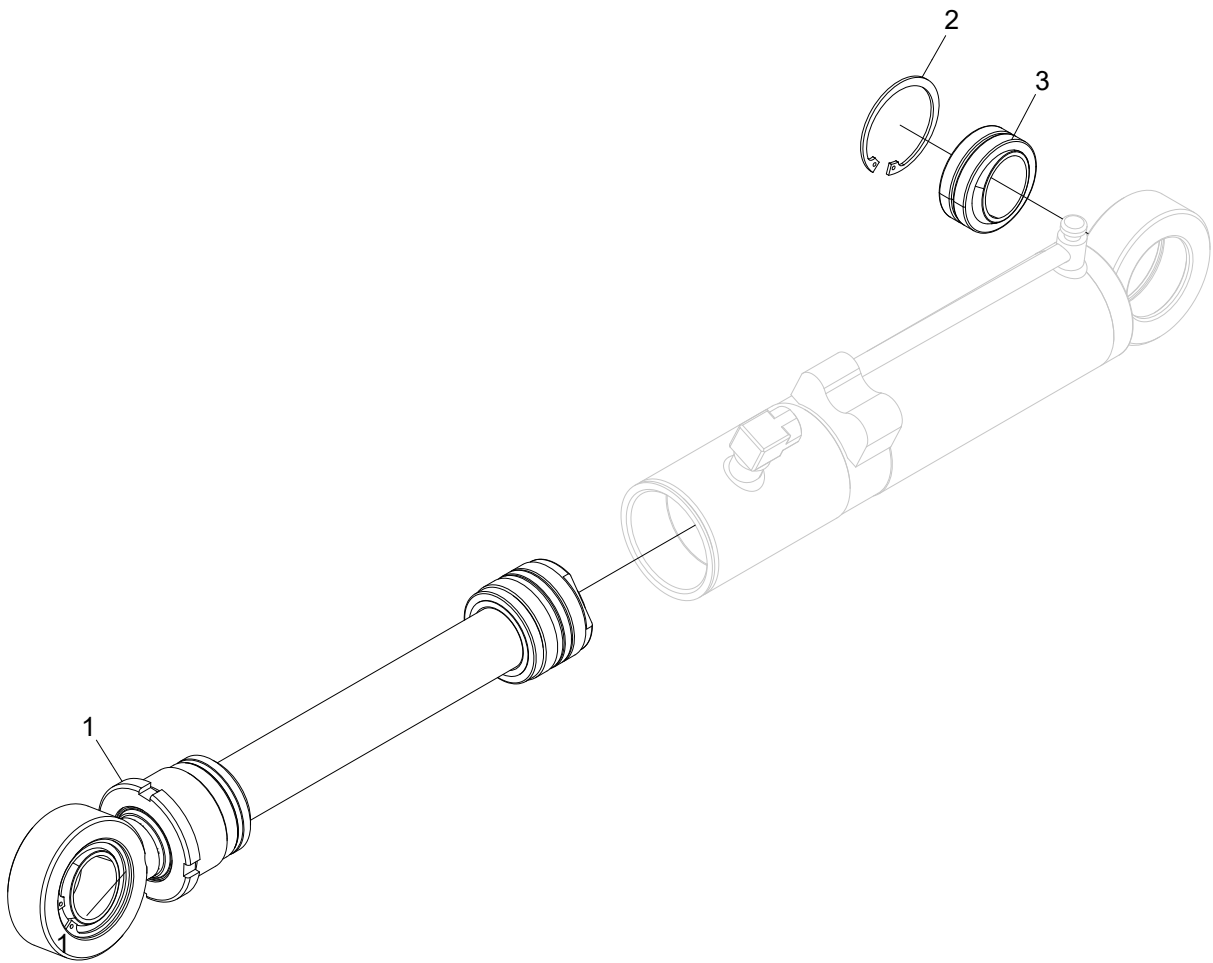
Cylinder Ø63/40-215

Structure 018997				
Pos.	Part no.	Quantity	Description	Specification
1	510050	1	Spherical bushing	GEEW32-ES
2	517245	1	Circlip	SGH 52
3	10000481	1	Rod kit	



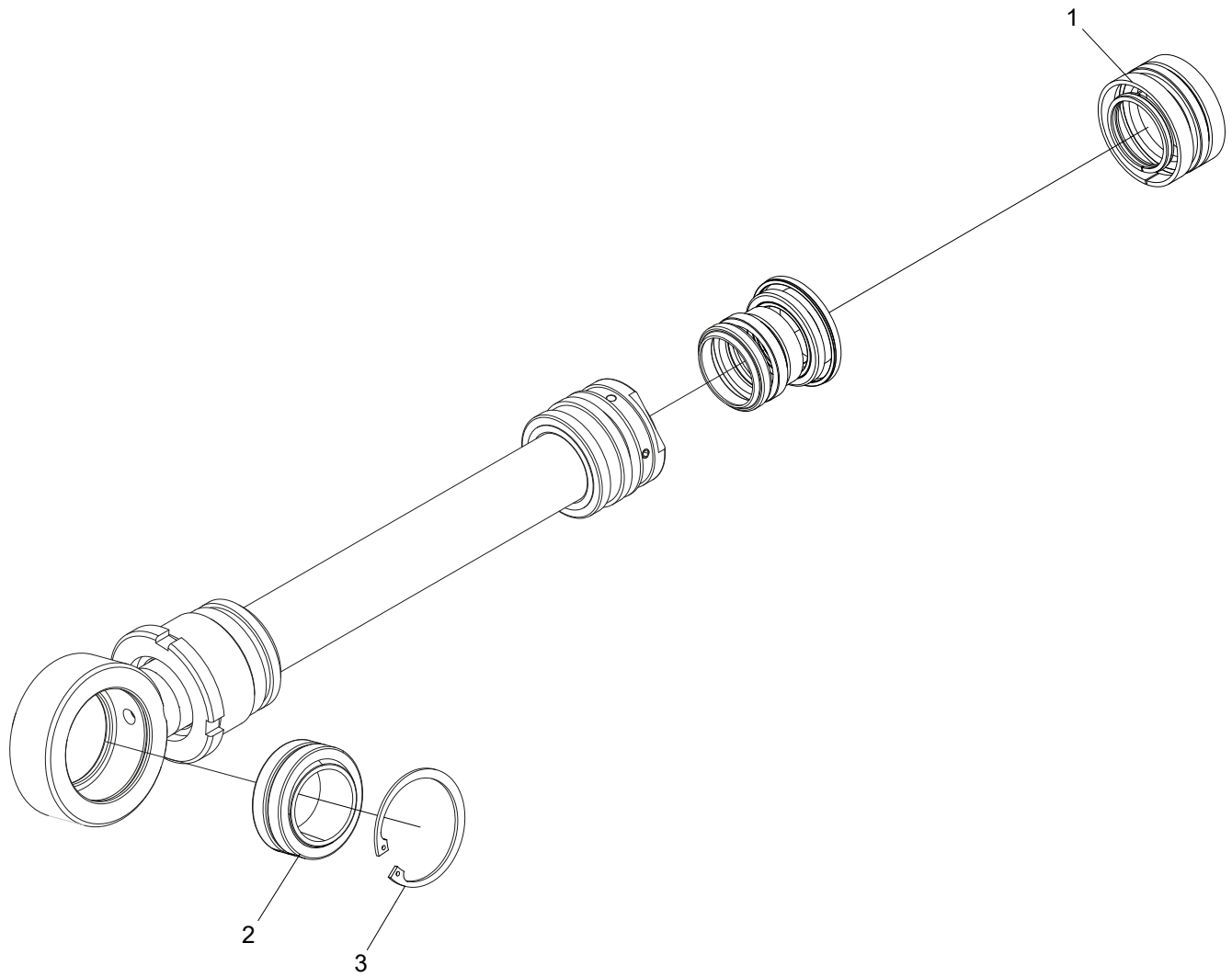
Rod kit

Structure 10000481				
Pos.	Part no.	Quantity	Description	Specification
1	10000480	1	Seal kit	
2	510050	1	Spherical bushing	GEEW32-ES
3	517245	1	Circlip	SGH 52



Cylinder Ø63/40-240

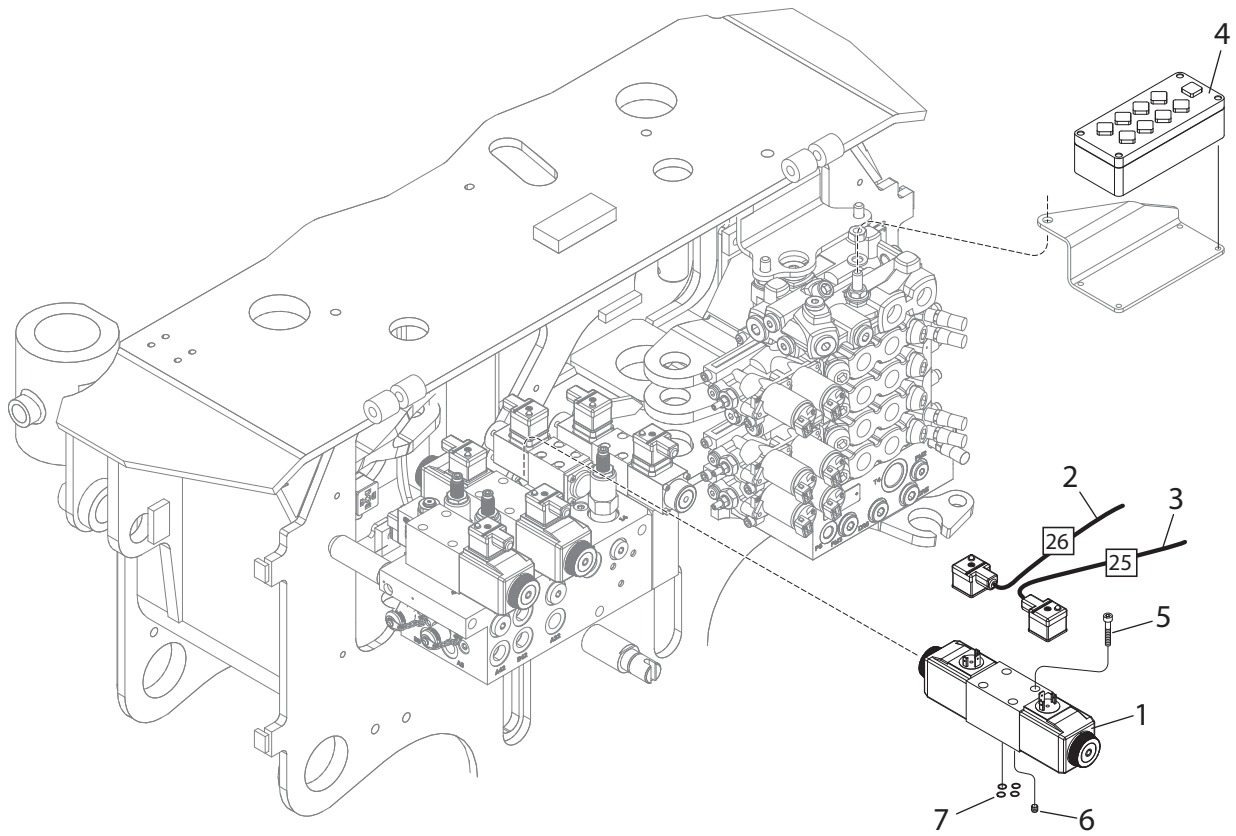
Structure 018988				
Pos.	Part no.	Quantity	Description	Specification
1	10000243	1	Rod kit	
2	517252	1	Circlip	SGH 62
3	510010	1	Spherical bushing	GE40-ES



Rod kit

Structure 10000243				
Pos.	Part no.	Quantity	Description	Specification
1	10000244	1	Seal kit	
2	510010	1	Spherical bushing	GE40-ES
3	517252	1	Circlip	SGH 62

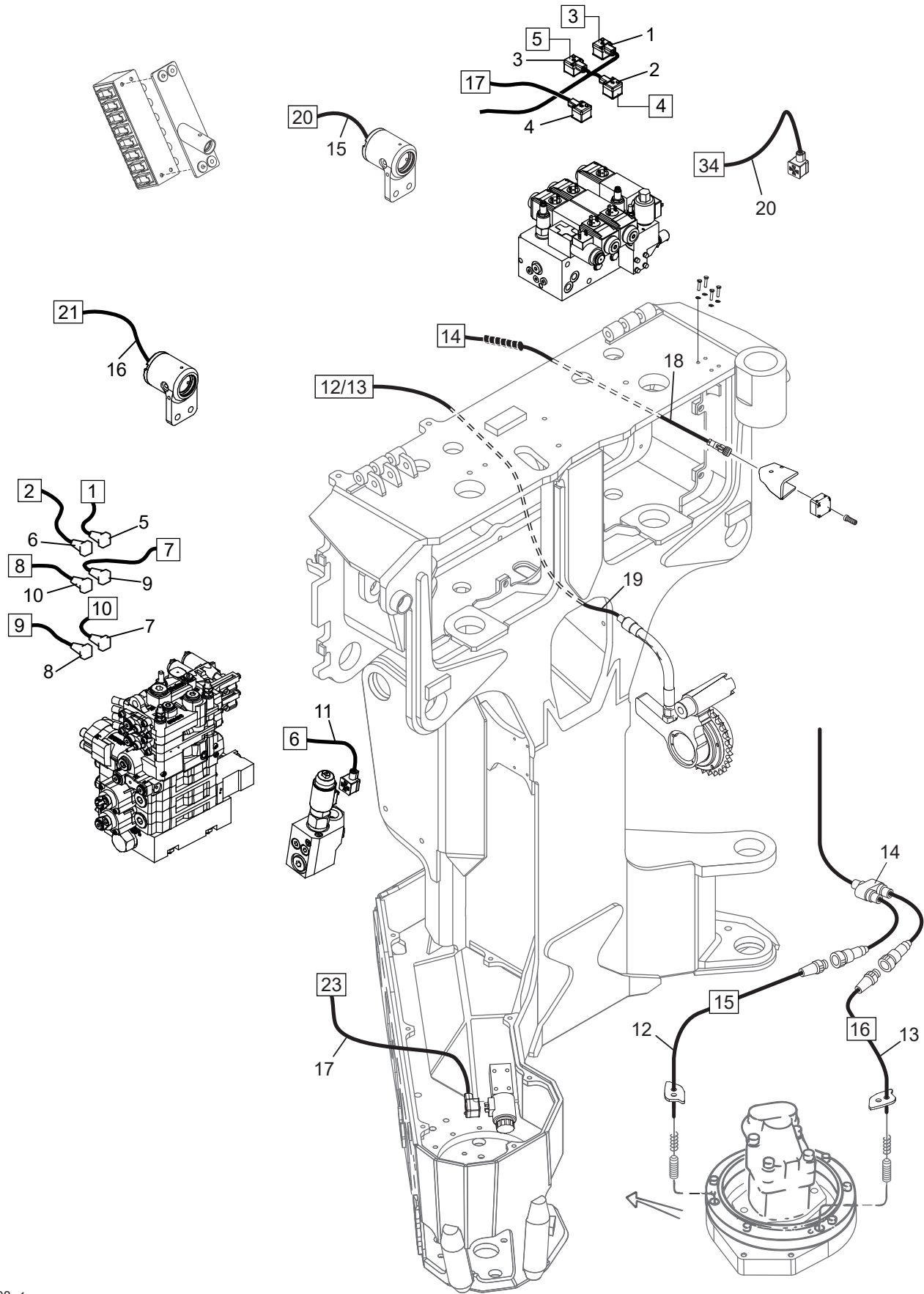
10. Control system



09 / 564

Electrical system

Structure 033620, 033622				
Pos.	Part no.	Quantity	Description	Specification
1	010278	1	Directional valve	24 V ON – OFF
	612029	1	Directional valve	24 V Proportional / Proportionell
2	401232	1	Cable	"26", Log Mate 500, Dasa Forester, Dasa4/Cabswin, IT/PC & VU
3	401232	1	Cable	"25", Log Mate 500, Dasa Forester, Dasa4/Cabswin IT/PC & VU
4	7009846	1	Box	Dasa4 / Cabswin Green / Grön
5	501031	4	Screw	MC6S M5x30 12.9
6	613017	1	Orifice	Only for/ Endast för On/Off – Valve & IT/PC
7	540038	4	O-ring	9.25x1.78

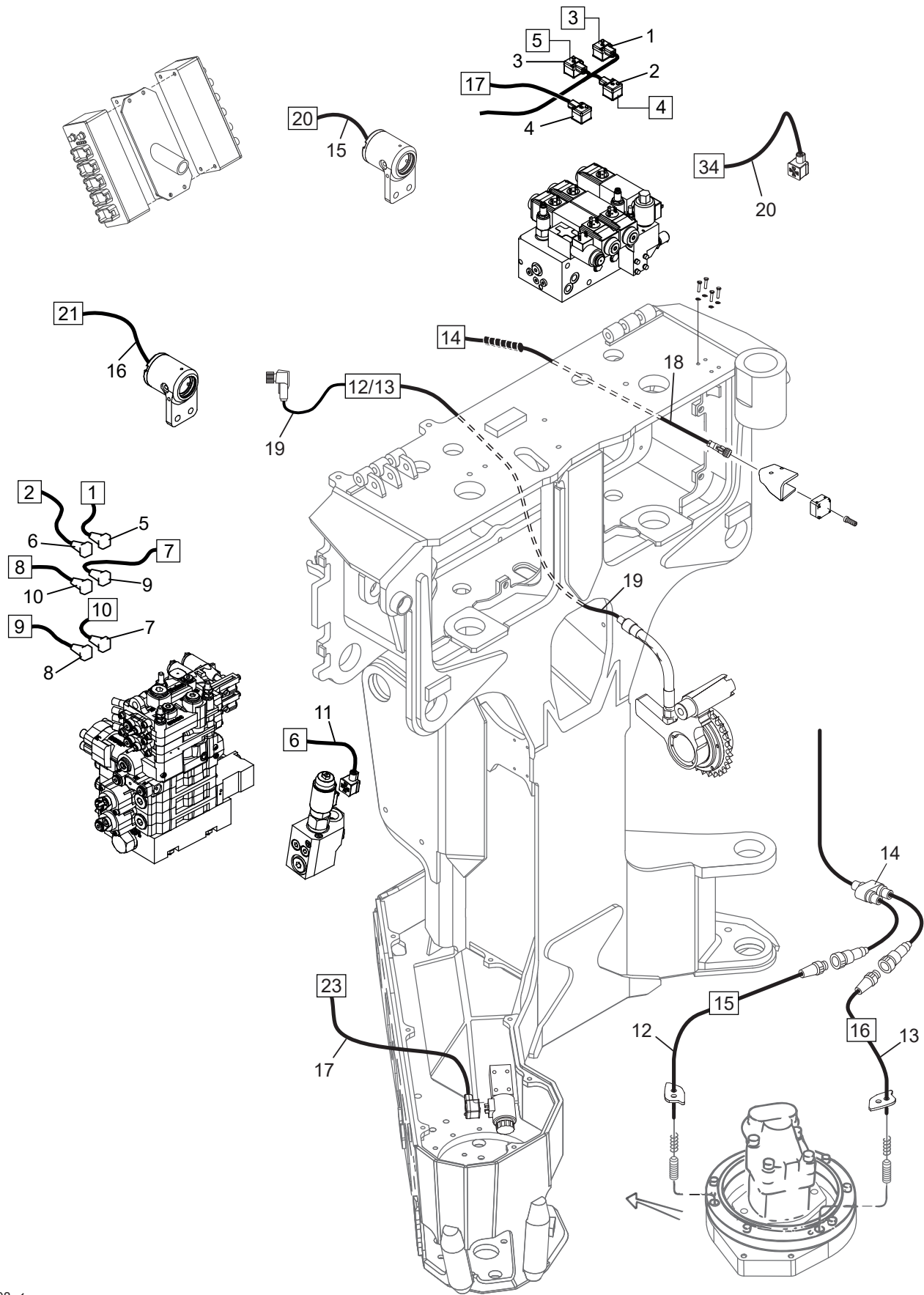


08 / 051

Log Max 7000C/Twin - Log Mate 510

Log Mate 510 #2

Structure 039125-2-KABE				
Pos.	Part no.	Quantity	Description	Specification
1	401232	1	Cable	"3"
2	401232	1	Cable	"4"
3	401232	1	Cable	"5"
4	401232	1	Cable	"17"
5	401296	1	Cable	"1"
6	401296	1	Cable	"2"
7	401296	1	Cable	"10"
8	401296	1	Cable	"9"
9	401296	1	Cable	"7"
10	401296	1	Cable	"8"
11	401232	1	Cable	"6"
12	017283	1	Sensor	"15"
13	017283	1	Sensor	"16"
14	017325	1	Cable	
15	402571	1	Cable	"20"
16	402571	1	Cable	"21"
17	401233	1	Cable	"23"
18	402552	1	Cable	"14"
19	402580	1	Cable	"12/13"
20	401232	1	Cable	"34"

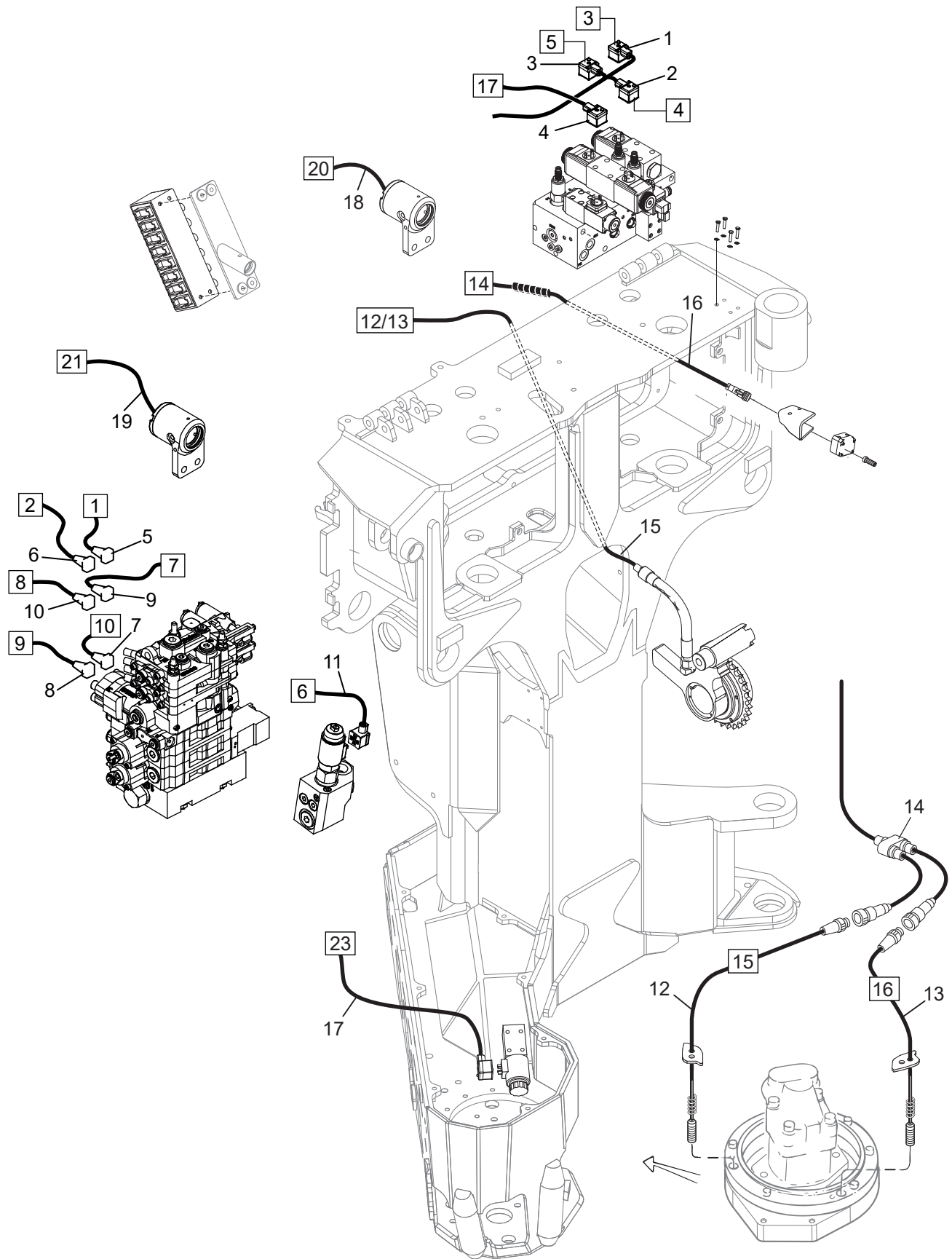


08 / 052

Log Max 7000C/Twin - Dasa Forester

Dasa forester #2

Structure 039127-2-KABE				
Pos.	Part no.	Quantity	Description	Specification
1	401232	1	Cable	"3"
2	401232	1	Cable	"4"
3	401232	1	Cable	"5"
4	401232	1	Cable	"17"
5	401296	1	Cable	"1"
6	401296	1	Cable	"2"
7	401296	1	Cable	"10"
8	401296	1	Cable	"9"
9	401296	1	Cable	"7"
10	401296	1	Cable	"8"
11	401232	1	Cable	"6"
12	017283	1	Sensor	"15"
13	017283	1	Sensor	"16"
14	017325	1	Cable	
15	402574	1	Cable	"20"
16	401250	1	Cable	"21"
	402315	1	Cable housing	5 – pin / 5 – pol
17	401233	1	Cable	"23"
18	402555	1	Cable	"14"
19	402580 401025	1	Cable	"12/13" With splice contacts / Med skarvkontakt
20	401232	1	Cable	"34"

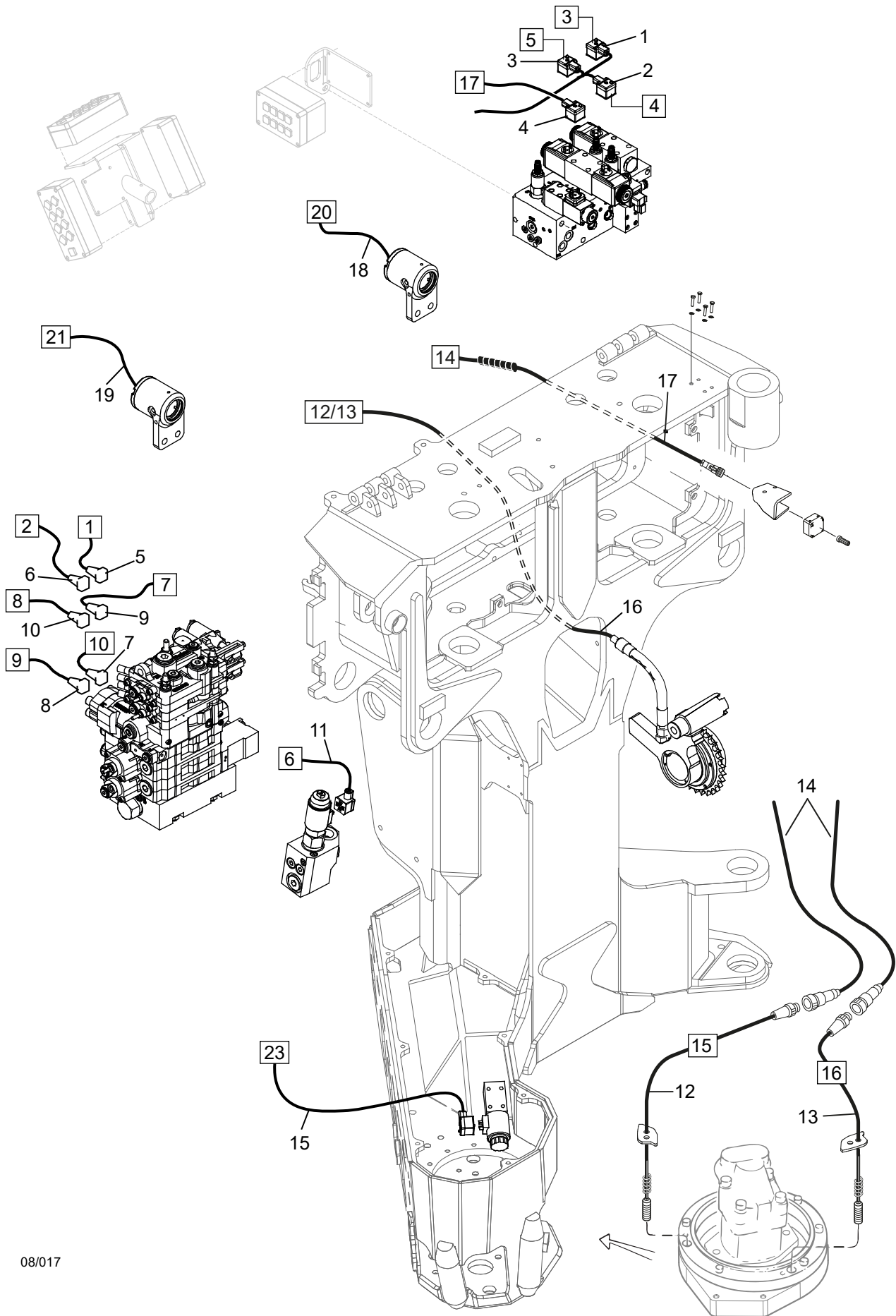


08 / 008

Log Max 7000C/Twin - Log Mate 510

Log Mate 510

Structure 039126				
Pos.	Part no.	Quantity	Description	Specification
1	401232	1	Cable	"3"
2	401232	1	Cable	"4"
3	401232	1	Cable	"5"
4	401232	1	Cable	"17"
5	401296	1	Cable	"1"
6	401296	1	Cable	"2"
7	401296	1	Cable	"10"
8	401296	1	Cable	"9"
9	401296	1	Cable	"7"
10	401296	1	Cable	"8"
11	401232	1	Cable	"6"
12	017283	1	Magnetic sensor	"15"
13	017283	1	Magnetic sensor	"16"
14	017325	1	Cable	
15	402580	1	Cable	"12/13"
16	402552	1	Cable	"14"
17	401233	1	Cable	"23"
18	402571	1	Cable	"20"
19	402571	1	Cable	"21"

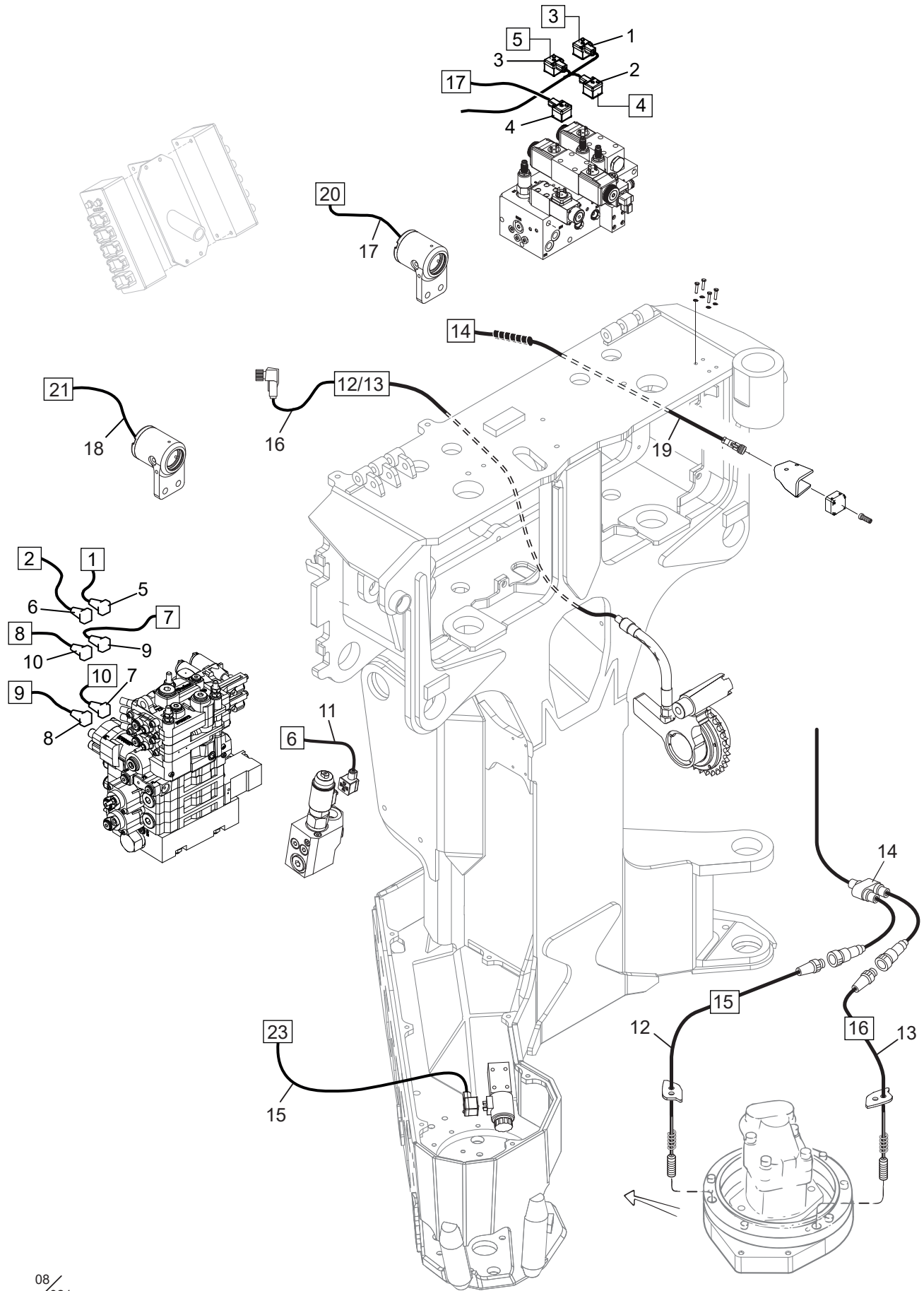


08/017

Log Max 7000C/Twin - Dasa 4/ Cabswin

Dasa 4 & Cabswin

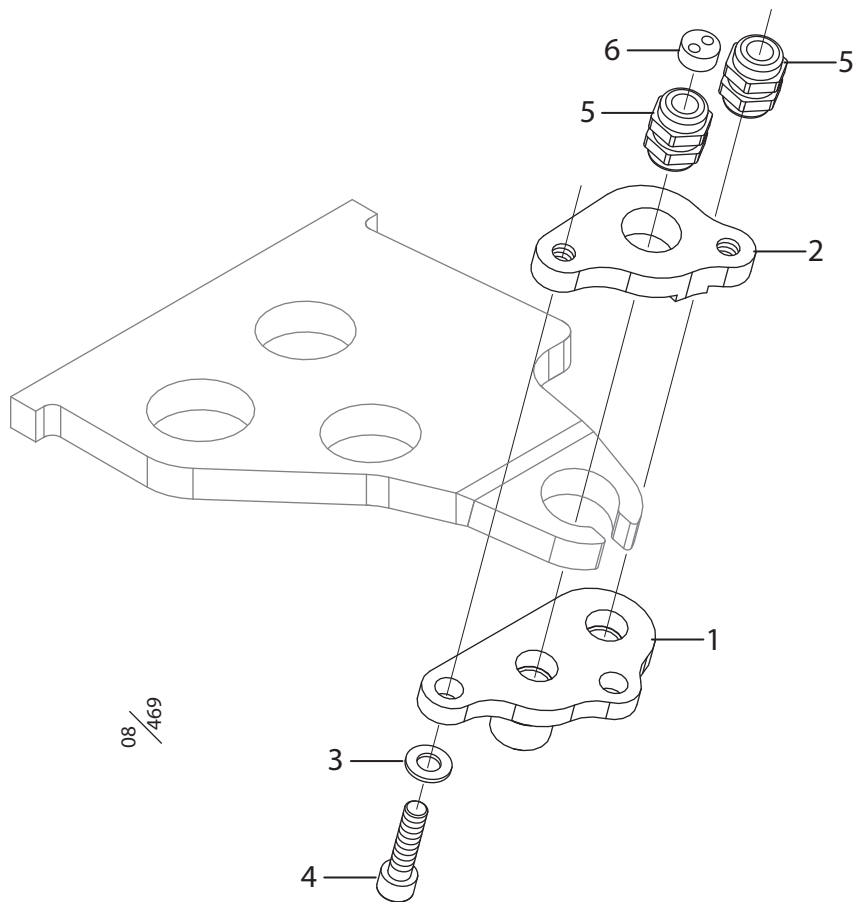
Structure 033742, 039168				
Pos.	Part no.	Quantity	Description	Specification
1	014162	1	Cable	"3"
2	014163	1	Cable	"4"
3	014164	1	Cable	"5"
4	014165	1	Cable	"17"
5	014176	1	Cable	"1"
6	014177	1	Cable	"2"
7	014181	1	Cable	"10"
8	014180	1	Cable	"9"
9	014178	1	Cable	"7"
10	014179	1	Cable	"8"
11	014166	1	Cable	"6"
12	017283	1	Magnetic sensor	"15"
13	017283	1	Magnetic sensor	"16"
14	402587	2	Cable	
15	671176	1	Cable	"23"
16	671173	1	Cable	"12/13"
17	679900	1	Sensor compl.	"14"
18	401250	1	Cable	"20"
19	401250	1	Cable	"21"



08 / 021

Dasa Forester

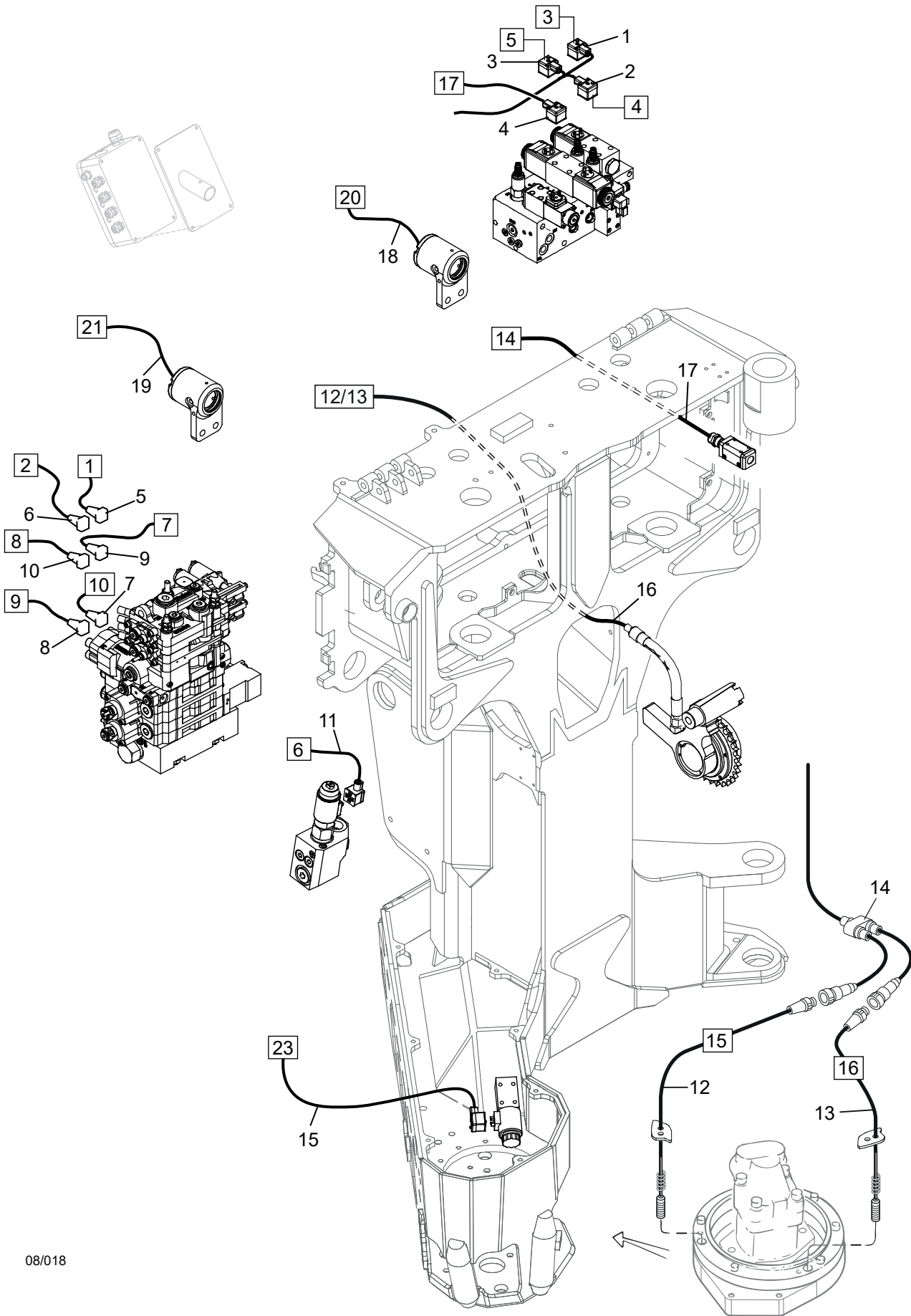
Structure 039127, 039127-2				
Pos.	Part no.	Quantity	Description	Specification
1	401232	1	Cable	"3"
2	401232	1	Cable	"4"
3	401232	1	Cable	"5"
4	401232	1	Cable	"17"
5	401296	1	Cable	"1"
6	401296	1	Cable	"2"
7	401296	1	Cable	"10"
8	401296	1	Cable	"9"
9	401296	1	Cable	"7"
10	401296	1	Cable	"8"
11	401232	1	Cable	"6"
12	017283	1	Magnetic sensor	"15"
13	017283	1	Magnetic sensor	"16"
14	017325	1	Cable	
15	401233	1	Cable	"23"
	402580 401025		Cable	"12/13" With splice contacts / Med skarvkontakt
17	402574	1	Cable	"20"
18	401250	1	Cable	"21"
	402315	1	Cable housing	5 – pin / 5 – pol
19	402555	1	Cable	"14"



08 / 469

Dasa Forester, Eco Log & Rottne

Structure 032252				
Pos.	Part no.	Quantity	Description	Specification
1	018100	1	Plate	
2	018098	1	Plate	
3	503060	2	Washer	M12 Nordlock
4	501111	2	Screw	MC6S M12x40 12.9
5	401152	2	Cable sleeve	M20x1.5
6	401776	1	Cable sealing	M20

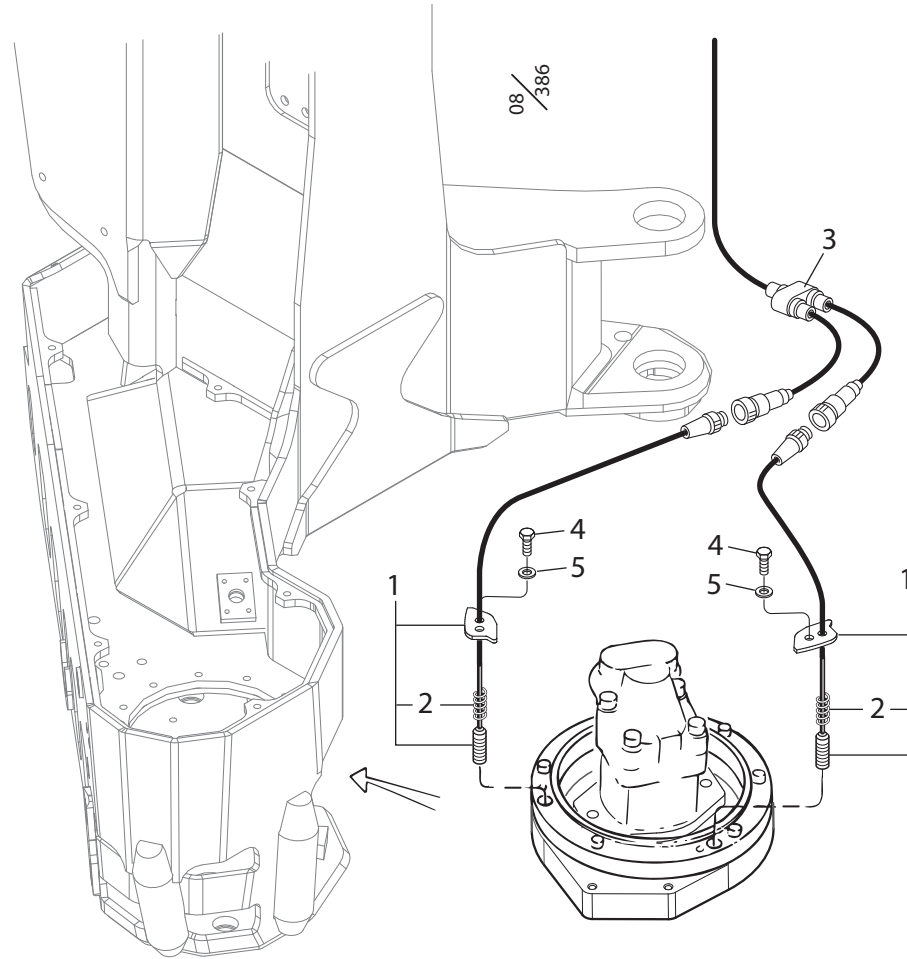


08/018

Log Max 7000C/Twin - IT/PC/VU

IT/PC & VU

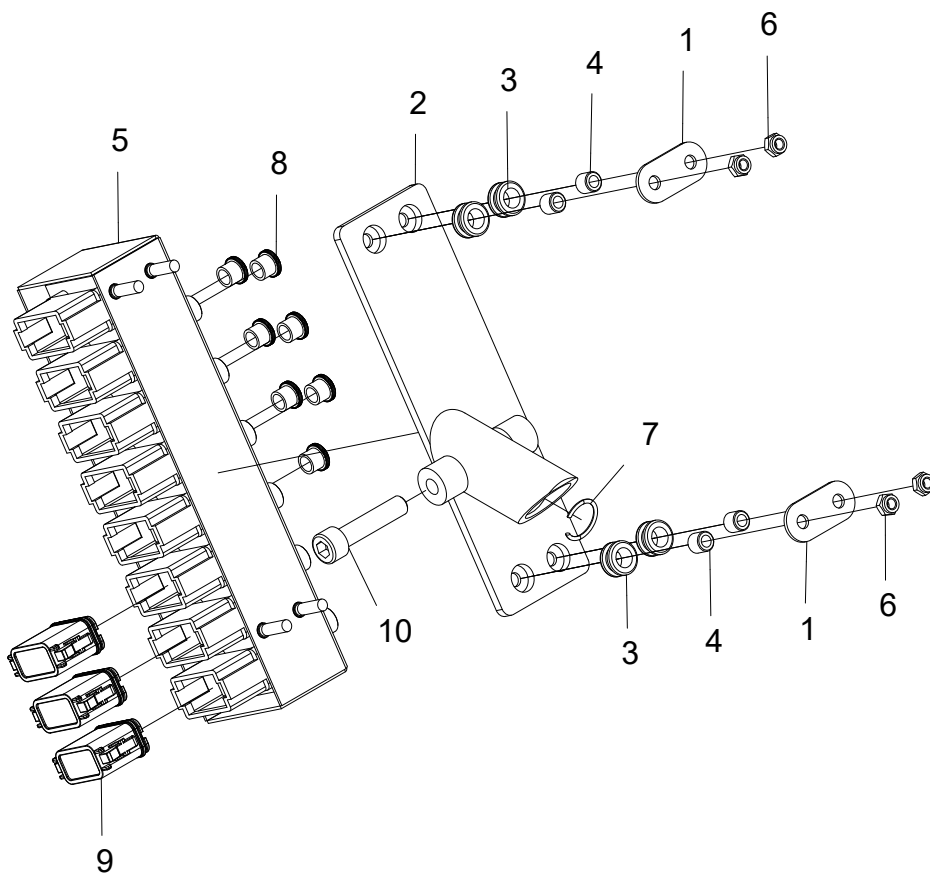
Structure 033737, 039128-3				
Pos.	Part no.	Quantity	Description	Specification
1	401232	1	Cable	"3"
2	401232	1	Cable	"4"
3	401232	1	Cable	"5"
4	401232	1	Cable	"17"
5	401296	1	Cable	"1"
6	401296	1	Cable	"2"
7	401296	1	Cable	"10"
8	401296	1	Cable	"9"
9	401296	1	Cable	"7"
10	401296	1	Cable	"8"
11	401232	1	Cable	"6"
12	017283	1	Magnetic sensor	"15"
13	017283	1	Magnetic sensor	"16"
14	017325	1	Cable	
15	401232	1	Cable	"23"
16	401025	1	Cable	"12/13"
17	402587	1	Cable	"14"
	013007	1	Magnetic sensor	Only / Endast IT/PC
18	401250	1	Cable	"20"
19	401250	1	Cable	"21"



Log Max 4000B/ 5000D/ 6000B/ 6000Twin/ 7000C/ 7000Twin/ E6

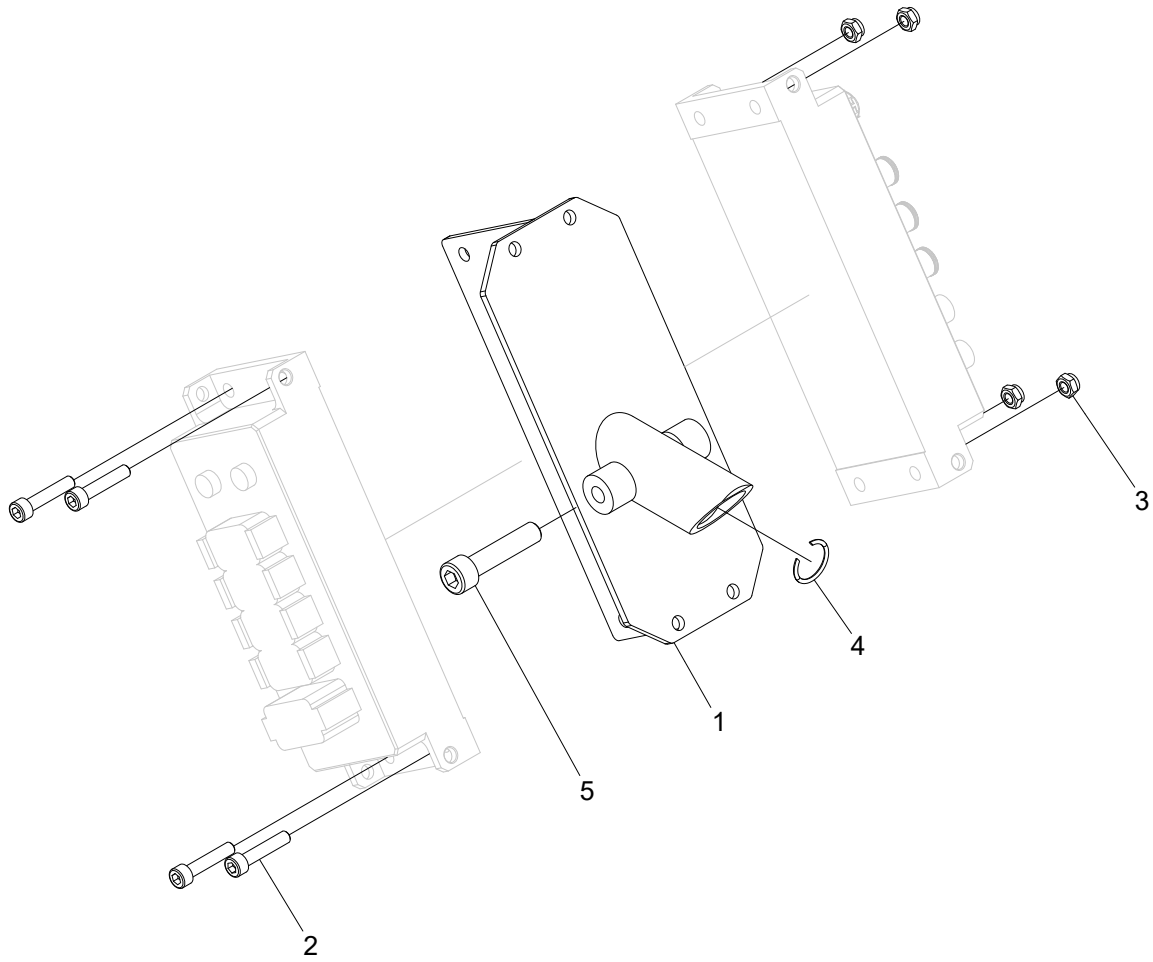
Electrical system saw unit 98

Structure				
005712C, 039127-2, 033742, 039168-2, 033739-2, 039128-3				
Pos.	Part no.	Quantity	Description	Specification
1	017283	2	Magnetic sensor	
2	526030	2	Spring	
3	017325	1	Cable	
4	501043	2	Screw	MC6S M6x12 12.9
5	503065	2	Washer	M6 Nordlock



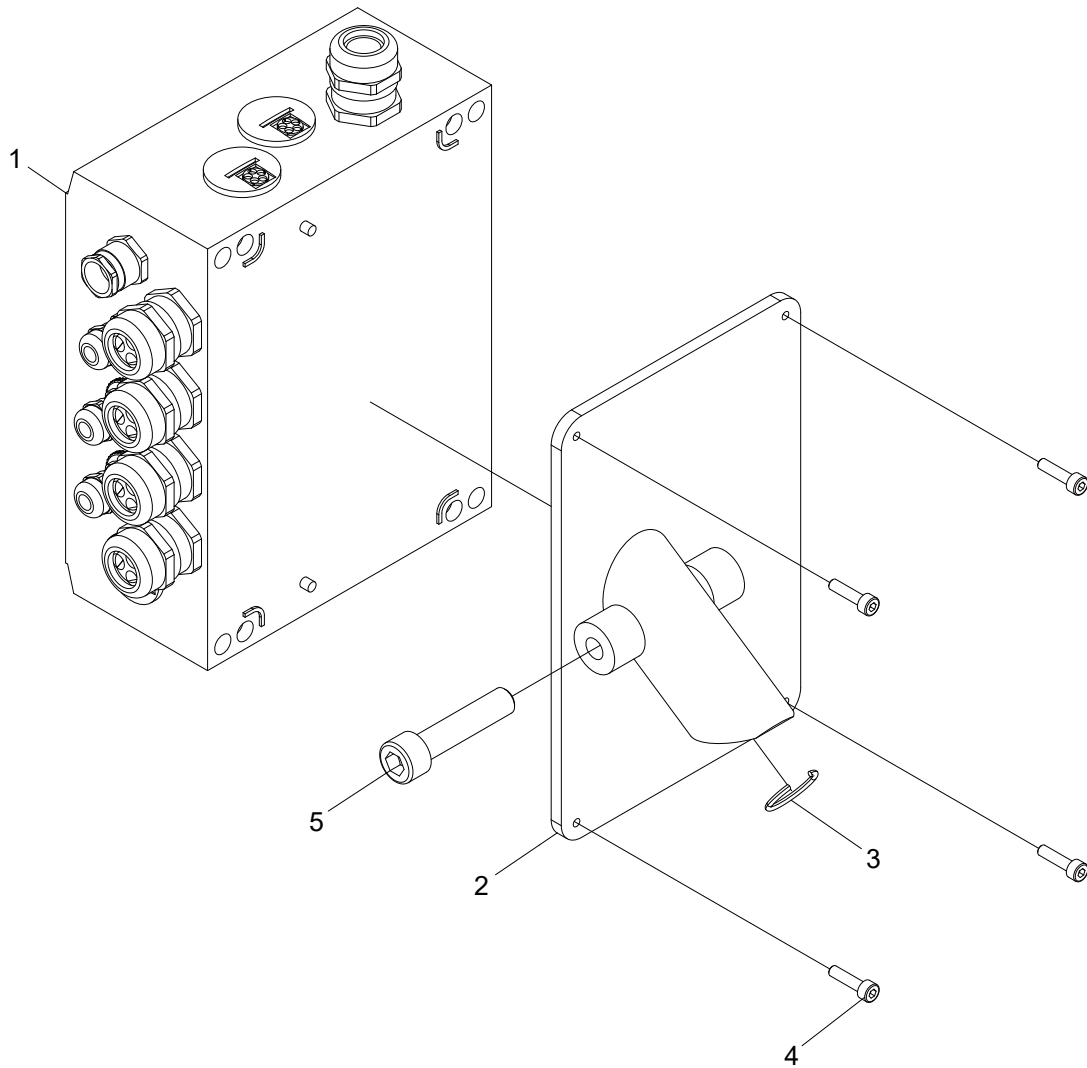
Head module, LM510

Structure 045558				
Pos.	Part no.	Quantity	Description	Specification
1	016852	4	Washer	
2	018838	1	Bracket	
3	402059	4	Rubber damper	
4	402585	4	Spacer	
5	402610-07	1	Head module	
6	502053	4	Nut	M6
7	517004	1	Circlip	
8	401310	7	Cap	M12
9	402083	3	Plug	
10	501093	1	Screw	M10x45 12.9



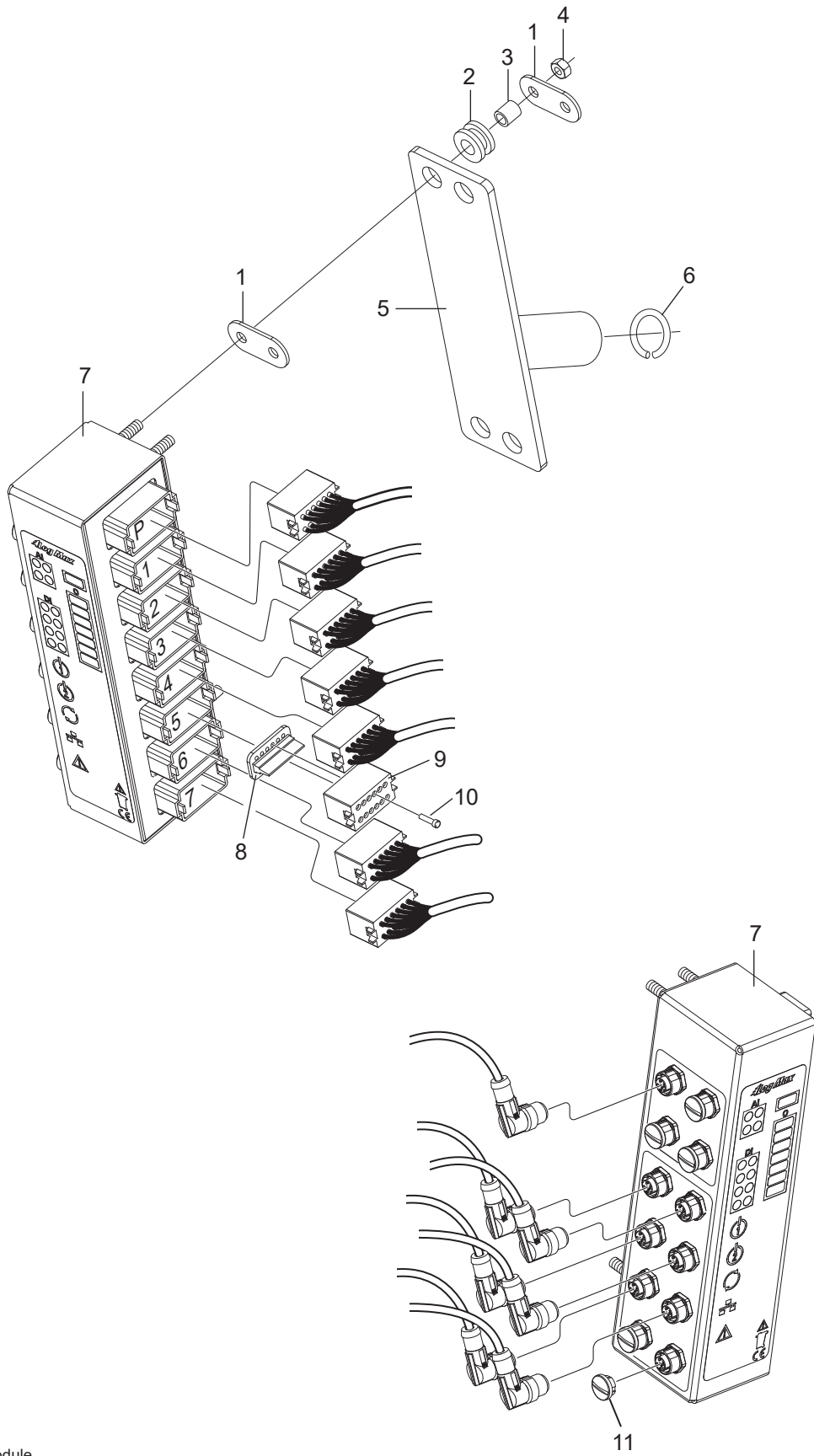
Bracket, Dasa Forester

Structure 043625				
Pos.	Part no.	Quantity	Description	Specification
1	018839	1	Bracket	
2	501049	4	Screw	M6x30 12.9
3	502053	4	Nut	M6
4	517004	1	Circlip	
5	501093	1	Screw	M10x45 12.9



Bracket, Interface

Structure 043626				
Pos.	Part no.	Quantity	Description	Specification
1	402205	1	Box	
2	018840	1	Bracket	
3	517004	1	Circlip	
4	501015	4	Screw	M4x16 12.9
5	501093	1	Screw	M10x45 12.9

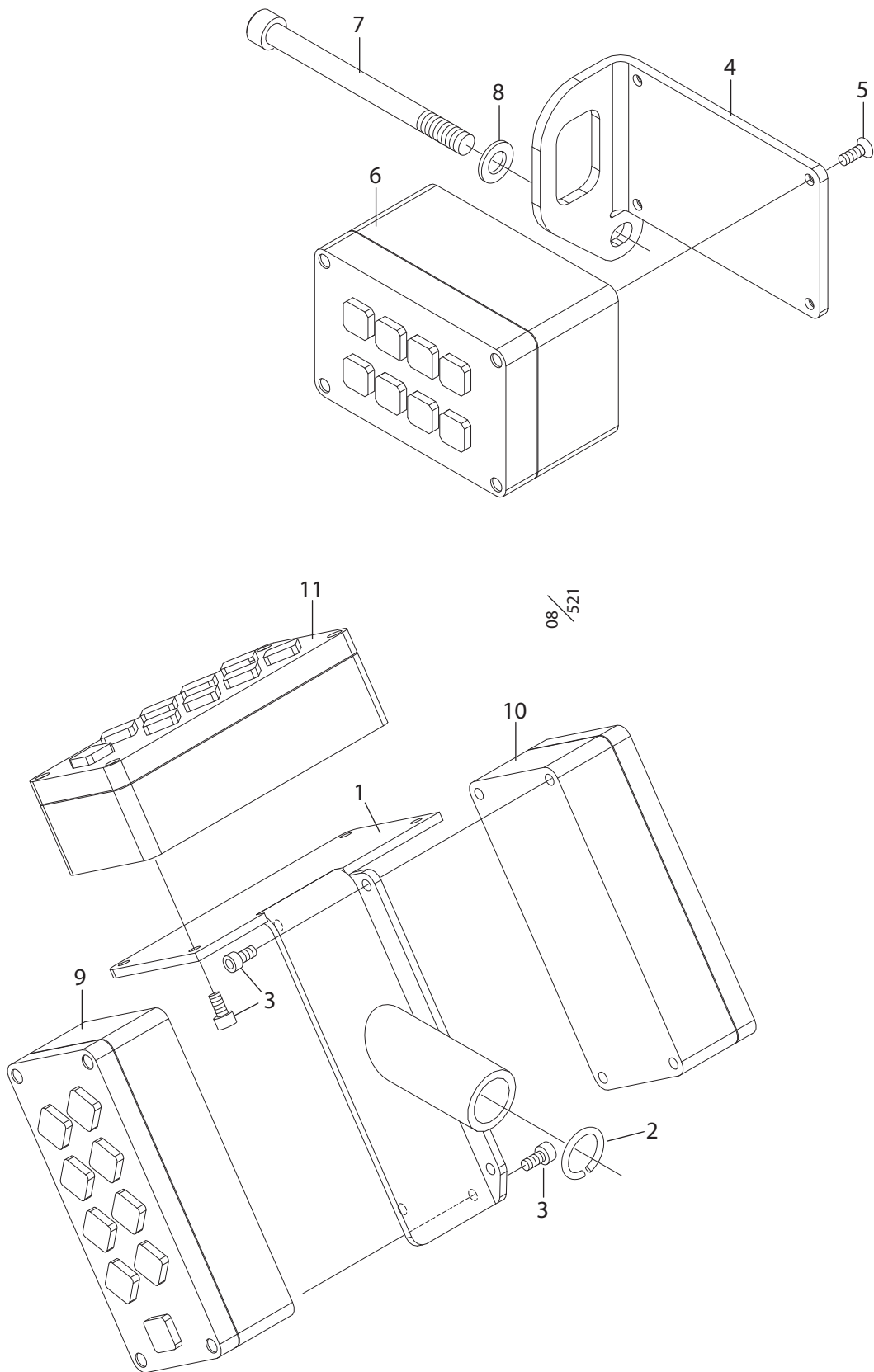


08 /
026

Log Mate 510 Head Module

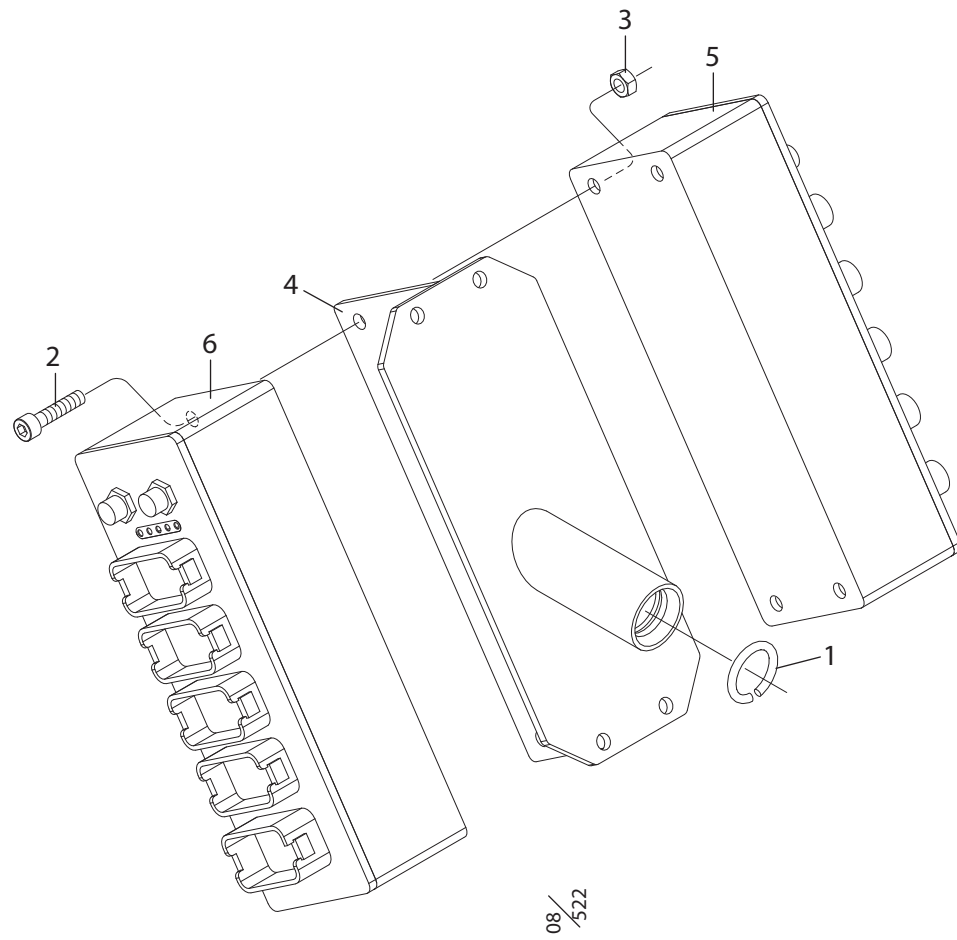
Log Mate 510

Structure 039126				
Pos.	Part no.	Quantity	Description	Specification
1	016852	4	Washer	
2	402059	4	Rubber bushing	
3	402585	4	Spacer	6x10 – 9
4	502053	4	Nut	M6 Locking FZB
5	016854	1	Bracket	
6	517004	1	Circlip	
7	402610	1	Term box	
8	402086	Req / Erf	Wedge	DT06 12 – POL
9	402080	Req / Erf	Connector	DT06 – 12SBCE05
10	402077	Req / Erf	Plug	White / Vit
11	401310	Req / Erf	Cover	M12 Female / Hona



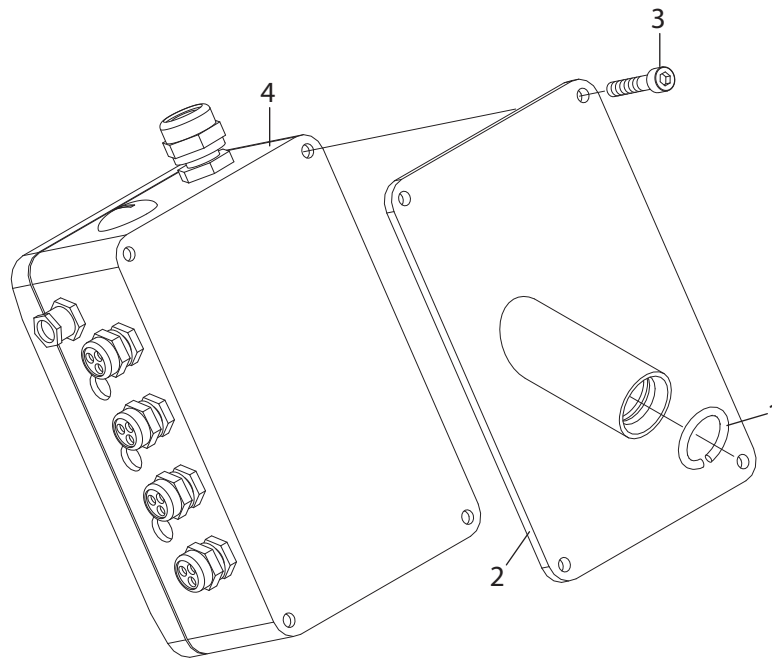
Dasa 4 & Cabswin

Structure 033742, 039168-2				
Pos.	Part no.	Quantity	Description	Specification
1	014363	1	Bracket	
2	517004	1	Circlip	
3	501028	10	Screw	MC6S M5x16 12.9
4	014250	1	Bracket	
5	504019	4	Screw	MF6S M5x16 10.9
6	7032410	1	Box	D4CU Yellow / Gul
7	501104	1	Screw	MC6S M10x140 12.9
8	503057	1	Washer	M10 Nordlock
9	7009847	1	Box	D4I8 Red / Röd
10	7009845	1	Box	D408D Blue / Blå
11	7009846	1	Box	D408A Green / Grön



Dasa Forester

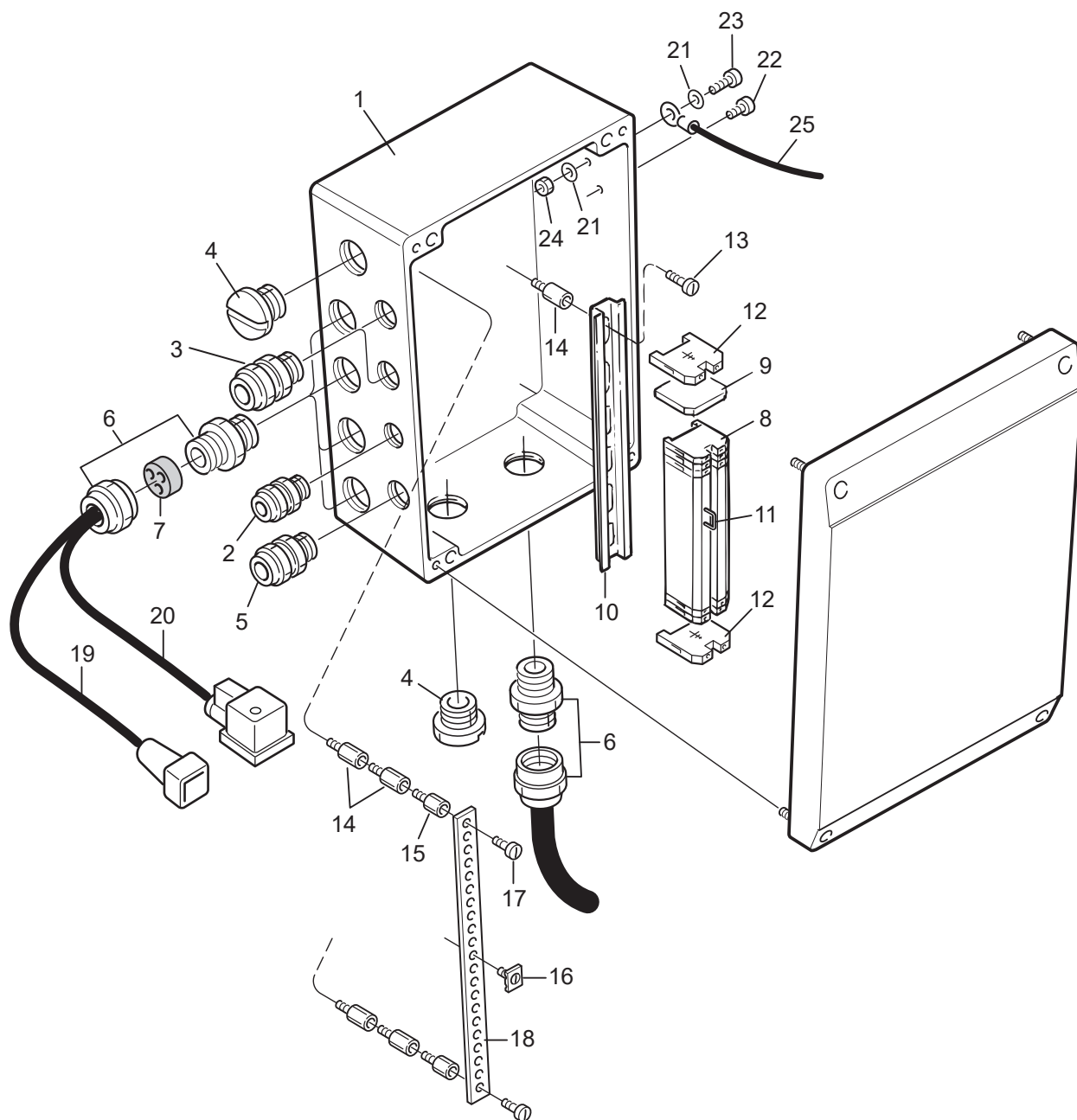
Structure 039127-2				
Pos.	Part no.	Quantity	Description	Specification
1	517004	1	Circlip	
2	501049	4	Screw	MC6S M6x30 12.9
3	502053	4	Nut	M6 Locking FZB
4	017555	1	Bracket	
5	7037701	1	Input box	Red / Röd
6	7037700	1	Output box	Green / Grön



08/523

IT/PC & VU

Structure 033737, 033739-2, 039128-3				
Pos.	Part no.	Quantity	Description	Specification
1	517004	1	Circlip	
2	014360	1	Bracket	
3	501015	4	Screw	MC6S M4x16 12.9
4	402205	1	Term. box	

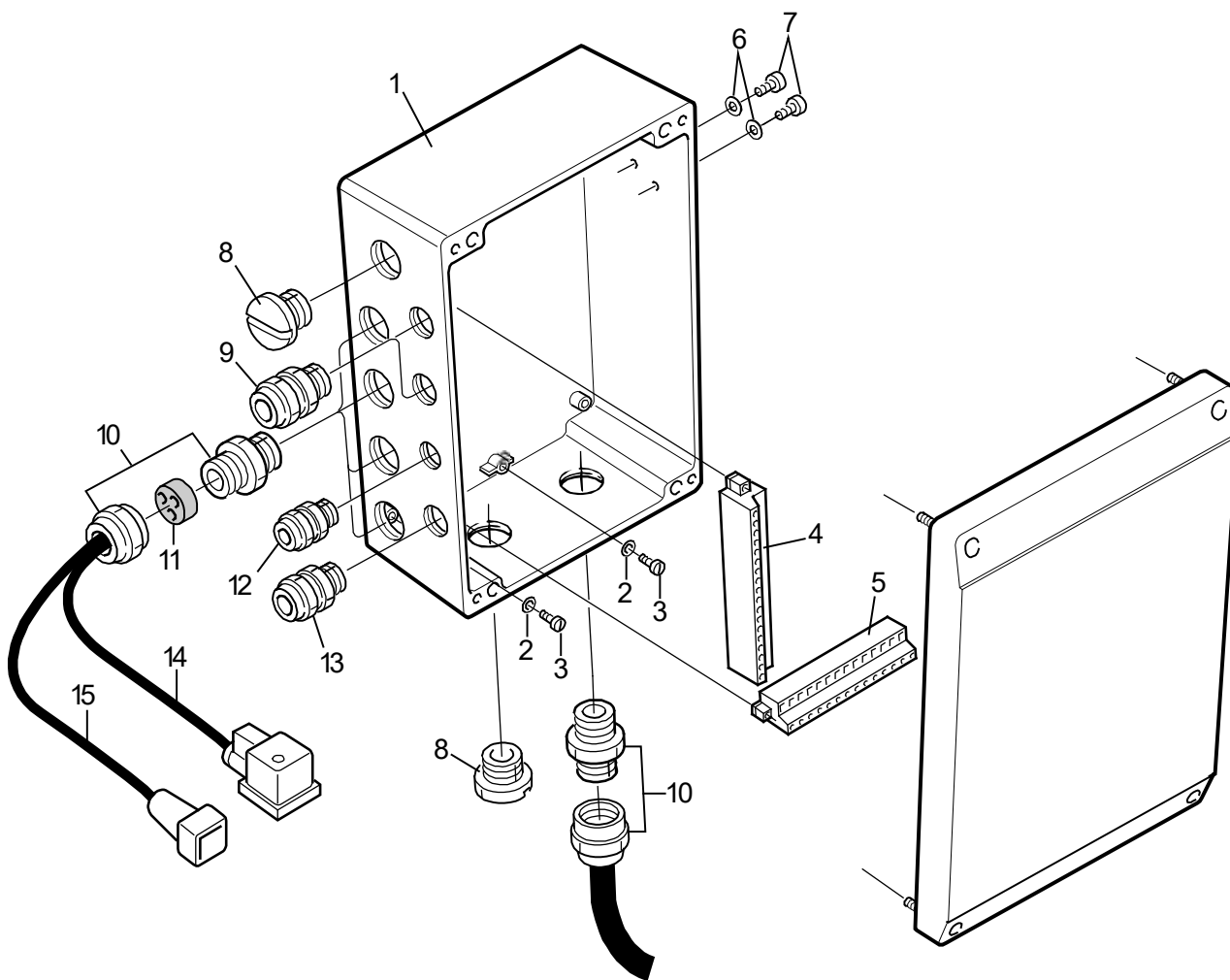


08 / 459

Log Max Ellåda VU

Connection box VU

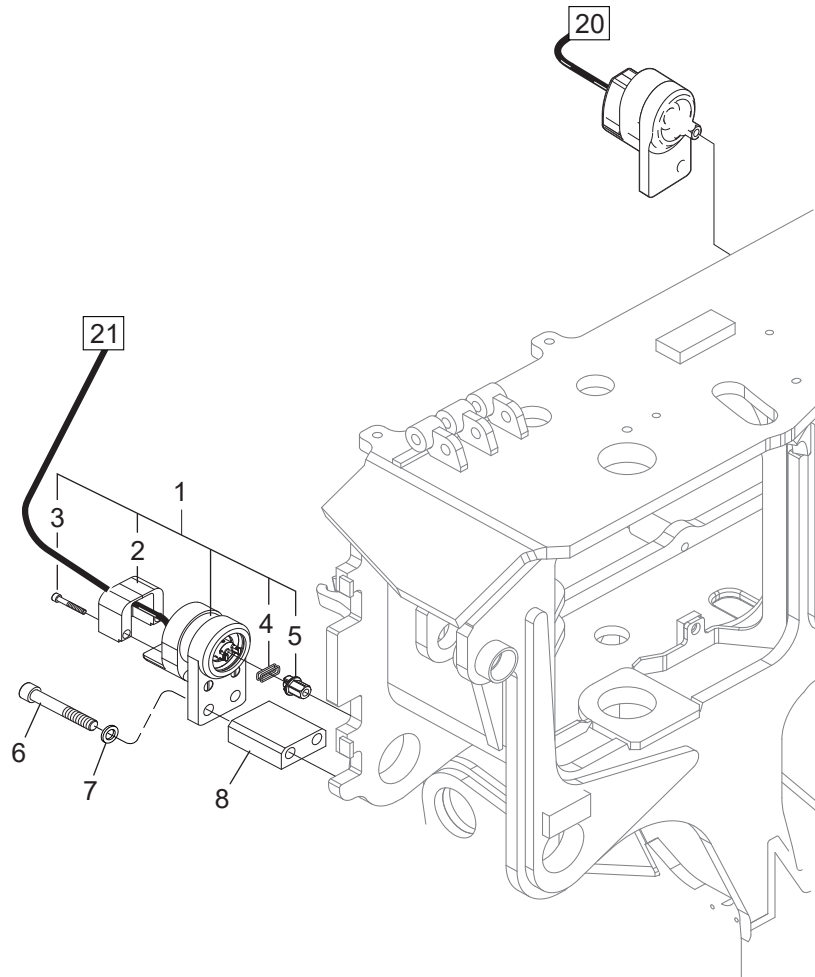
Structure 033739-2				
Pos.	Part no.	Quantity	Description	Specification
1	402205	1	Term. box	
2	034900	1	Terminal cmpl	
2	401054	1	Rail	TS15 L=200 mm
3	500513	2	Screw	MCS 4x5
4	402014	6	Spacer	M4x15
5	4010711	2	Plug	PG 16
6	4010601	2	Cable sleeve	PG 7
	4012823	2	Reducer	PG11 – PG 7
7	4010601	1	Cable sleeve	PG 7
8	4010931	1	Cable sleeve	PG 9
9	4011571	5	Cable sleeve	PG 16
10	4010961	4	Cable sealing	PG 16 3x6 mm
11	401296	6	Cable with connector	L-90
12	401232	5	Cable with connector	1.5 m
13	503003	2	Washer	BRB FZB 5.3x10x1.0
14	012605	1	Ground wire	
15	401051	26	Terminal	AKZ 2.5
16	401052	1	End cover	AKZ 2.5
17	401101	4	Ground connector	Yellow- Green /Gul - Grön
18	401058	1	Jumper	AKZ 4
19	500530	1	Screw	MCS 5x6
20	500532	2	Screw	MCS 5x10
21	401254	7	Ground connection	
22	402013	2	Spacer	M4x5
23	502003	1	Nut	M6M M5
24	401253	1	Rail	Cu 12x3
25	500560	2	Screw	MCS 4x8



08 / 458

Connection box IT/PC

Structure 033737, 039128-3				
Pos.	Part no.	Quantity	Description	Specification
1	402205	1	Term. box	
2	503002	4	Washer	BRB FZB 4.3x9.0x0.8
3	500513	4	Screw	MCS 4x5
4	401519	2	Terminal	MSTB-F 18-pin / 18-pol
5	401518	1	Terminal	MSTB-F 16-pin / 16-pol
6	503003	2	Washer	BRB FZB 5.3x10x1.0
7	500530	2	Screw	MCS 5x6
8	401071	2	Plug	PG 16
9	401060	2	Cable sleeve	PG 7
	401282	2	Reducer	PG11 – PG 7
10	401157	5	Cable sleeve	PG 16
11	401096	4	Cable sealing	PG 16 3x6 mm
12	401060	1	Cable sleeve	PG 7
13	401093	1	Cable sleeve	PG 9
14	401232	5	Cable with connector	1.5 m
15	401296	6	Cable with connector	L-90



08/015

Log Max 7000C/Twin/XT - Diameter measuring

Diameter measuring

Structure 006190				
Pos.	Part no.	Quantity	Description	Specification
1	401267	2	Shaft cmpl	With encoder / Med pulsgivare 600 ppr
2	401226	2	Cover	Left – right kit / Vänster – höger kit
3	501034	4	Screw	MC6S M5x35
4	540039	4	O-ring	10.82x1.78
5	017634	2	Hexagon plug	
6	501119	4	Screw	MC6S M12x100 12.9
7	503060	4	Washer	M12 Nordlock
8	016166	4	Spacer	

11. Hose kits

Hose kit Log Max 7000C
General Hose Kit
From Head no. 170616

Language en
Part No. 645500/170616
V. 250130

Crimp. = Crimp diameter | cyl. = cylinder | Ex. = External | L. = Left | Lo. = Lower | Mani. = Manifold
Meas. Wheel = Measuring Wheel | No. = number | Pres. Rating = Pressure Rating | Red. = Reducer | R. = Right
SBR = Saw Bar Rescue | Str. = Straight | Stump treatm. = Stump treatment | Tot. = Total | U. = Upper | WEOPI = WEO Plug-In

Hose no.	Connections		Fittings		Ferrules	Length	Hose type			Note
	Connection 1	Connection 2	Fitting 1	Fitting 2			Part no.	Size	Pres. Rating	
615050	Hose guard					Total Cut	650 mm	1"		
	Felling link cylinder									
615051	Hose guard					750 mm		2"		
	L. Roller motor									
615051	Hose guard					750 mm		2"		
	R. Roller motor									
615047	Protective hose 10x6,7					260 mm		10x6,7		
	Upper knife sensor									
649210	R. Manifold S2 PB-AT		BSP -04 Banjo 3/16	601179	601126			3/16"	615024	*FM*
	R. Manifold S3 PB-AT		BSP -04 Str.	601195	601126	90 mm		360 bar		
649211	R. Manifold S2 PA-BT		BSP -04 Banjo 3/16	601179	601126			3/16"	615024	*FM*
	R. Manifold S3 PA-BT		BSP -04 Banjo 3/16	601179	601126	150 mm		360 bar		
645520	Air bleed oil tank		BSP -04 Banjo	601149	601125	651 mm		1/4"	615071	
			BSP -04 Str. Ex.	601159	601125	600 mm		450 bar	EN 857 2SC	
645521	L. Manifold SM		BSP -04 90	601170	601125	216 mm		1/4"	615071	
	Test Point SM		BSP -04 Str.	601150	601125	180 mm		450 bar	EN 857 2SC	
645522	L. Manifold P2		BSP -04 90	601170	601125	226 mm		1/4"	615071	
	Test Point P2		BSP -04 Str.	601150	601125	190 mm		450 bar	EN 857 2SC	
645593	R. Manifold S4 TP		BSP -04 90	601170	601125	336 mm		1/4"	615071	
	Test Point TP		BSP -04 Str.	601150	601125	300 mm		450 bar	EN 857 2SC	
645647	R. Manifold S1 PM2		BSP -04 Str.	601150	601125	470 mm		1/4"	615071	
	L. Manifold PS		BSP -04 90	601160	601125	420 mm		450 bar	EN 857 2SC	

General - No protection

Hose kit Log Max 7000C

General Hose Kit

From Head no. 170616

Language **en**

Part No. **645500/170616**

V. 250130

Crimp. = Crimp diameter | cyl. = cylinder | Ex. = External | L. = Left | Lo. = Lower | Mani. = Manifold
 Meas. Wheel = Measuring Wheel | No. = number | Pres. Rating = Pressure Rating | Red. = Reducer | R. = Right
 SBR = Saw Bar Rescue | Str. = Straight | Stump treatm. = Stump treatment | Tot. = Total | U. = Upper | WEOPi = WEO Plug-In

Hose no.	Connections		Fittings		Ferrules Part no.	Length Total Cut	Hose type			Note	
	Connection 1	Connection 2	Fitting 1	Fitting 2			Part no.	Size	Pres. Rating		Standard
			Part no.								
645648	L. Manifold A51		BSP -04 90		601125	400 mm	1/4"	615071			
	Accumulator		BSP -06 90		601125	340 mm	450 bar	EN 857 2SC			
645651	R. Manifold S1 PM2		BSP -04 90		601125	260 mm	1/4"	615071			
	Test Point PM2		BSP -04 Str.		601125	210 mm	450 bar	EN 857 2SC			
645524	L. Manifold B42		BSP -06 90		601121	805 mm	3/8"	615072		30°	
	L. Roller arm cyl. A		BSP -06 Banjo		601121	760 mm	385 bar	EN 857 2SC			
645525	L. Manifold A42		BSP -06 90		601121	941 mm	3/8"	615072			
	L. Roller arm cyl. B		BSP -06 Str.		601121	900 mm	385 bar	EN 857 2SC			
645526	L. Manifold B41		BSP -06 90		601121	1155 mm	3/8"	615072		45°	
	R. Roller arm cyl. A		BSP -06 Banjo		601121	1110 mm	385 bar	EN 857 2SC			
645527	L. Manifold A43		BSP -06 90		601121	1391 mm	3/8"	615072			
	R. Roller arm cyl. B		BSP -06 Str.		601121	1350 mm	385 bar	EN 857 2SC			
645528	R. Manifold S6 B		BSP -06 Str.		601121	451 mm	3/8"	615072			
	R. Knife cyl. B		BSP -06 90		601121	410 mm	385 bar	EN 857 2SC			
645529	R. Manifold S6 B		BSP -06 Str.		601121	401 mm	3/8"	615072			
	L. Knife cyl. B		BSP -06 90		601121	360 mm	385 bar	EN 857 2SC			
645534	L. Manifold A32		BSP -06 90°		601121	1451 mm	3/8"	615072			
	Felling link cyl. A		BSP -06 Str.		601121	1400 mm	385 bar	EN 857 2SC			
645535	L. Manifold B3		BSP -06 90		601121	1371 mm	3/8"	615072			
	Felling link cyl. B		BSP -06 Str.		601121	1330 mm	385 bar	EN 857 2SC			
645537	R. Manifold S6 A		BSP -06 Str.		601121	914 mm	3/8"	615072			
	R. Knife cyl. A		BSP -06 Banjo		601121	870 mm	385 bar	EN 857 2SC			

General - No protection

Hose kit Log Max 7000C
General Hose Kit
From Head no. 170616

Language en
Part No. 645500/170616
V. 250130

Crimp. = Crimp diameter | cyl. = cylinder | Ex. = External | L. = Left | Lo. = Lower | Mani. = Manifold
Meas. Wheel = Measuring Wheel | No. = number | Pres. Rating = Pressure Rating | Red. = Reducer | R. = Right
SBR = Saw Bar Rescue | Str. = Straight | Stump treatm. = Stump treatment | Tot. = Total | U. = Upper | WEOPI = WEO Plug-In

Hose no.	Connections		Fittings		Ferrules	Length	Hose type			Note	
	Connection 1	Connection 2	Fitting 1	Fitting 2			Part no.	Total	Size		Part no.
645538	R. Manifold S6 A		BSP -06 90		601171	545 mm	3/8"	615072			
	L. Knife cyl. A		BSP -06 Banjo		601148	500 mm	385 bar	EN 857 2SC			
645539	R. Manifold S5 A		BSP -06 90		601171	1381 mm	3/8"	615072			
	Lo. Knife cyl. A		BSP -06 Str.		601151	1340 mm	385 bar	EN 857 2SC			
645540	R. Manifold S5 B		BSP -06 90		601171	1721 mm	3/8"	615072			
	Lo. Knife cyl. B		BSP -06 Str.		601151	1680 mm	385 bar	EN 857 2SC			
645543	L. Manifold B43		BSP -06 Str.		601151	172 mm	3/8"	615072			
	Accumulator		BSP -08 Banjo		601370	120 mm	385 bar	EN 857 2SC			
645591	R. Manifold S1 DR1		BSP -06 Str.		601151	631 mm	3/8"	615072			
	R. Roller motor D		BSP -06 90		601171	590 mm	385 bar	EN 857 2SC			
645592	R. Manifold S1 DR2		BSP -06 45		601176	1153 mm	3/8"	615072			
	L. Roller motor D		BSP -06 90		601171	1090 mm	385 bar	EN 857 2SC			
645649	Accumulator		BSP -06 45		601176	318 mm	3/8"	615072			
	Meas. Wheel cyl. B		BSP -06 45		601176	220 mm	385 bar	EN 857 2SC			
645650	Meas. Wheel cyl. A		BSP -06 90°		601161	680 mm	3/8"	615072			
	L. Manifold B5		BSP -04 Banjo		601136	610 mm	385 bar	EN 857 2SC			
645652	R. Manifold S1 DR5		BSP -06 90°		601161	610 mm	3/8"	615072			
	L. Manifold DR		BSP -06 Str.		601151	550 mm	385 bar	EN 857 2SC			
645670	Meas. Wheel Arm		ORFS -06 90		601542	569 mm	3/8"	615072	Crimp. 22	*FM*	
	Bracket					530 mm	385 bar	EN 857 2SC			
645541	R. Manifold S1 PR		BSP -08 Str.		601152	311 mm	1/2"	615073			
	L. Manifold P3		BSP -08 Banjo		601184	260 mm	345 bar	EN 857 2SC			

General - No protection

Hose kit Log Max 7000C

General Hose Kit

From Head no. 170616

Language en

Part No. 645500/170616

V. 250130

Crimp. = Crimp diameter | cyl. = cylinder | Ex. = External | L. = Left | Lo. = Lower | Mani. = Manifold
 Meas. Wheel = Measuring Wheel | No. = number | Pres. Rating = Pressure Rating | Red. = Reducer | R. = Right
 SBR = Saw Bar Rescue | Str. = Straight | Stump treatm. = Stump treatment | Tot. = Total | U. = Upper | WEOPi = WEO Plug-In

Hose no.	Connections		Fittings		Ferrules Part no.	Length Total Cut	Hose type			Note
	Connection 1	Connection 2	Fitting 1	Part no.			Size	Pres. Rating	Part no. Standard	
			Fitting 2	Part no.						
645542	R. Manifold S1 TR		BSP -08 Str.	601152	601122	321 mm	1/2"	615073		
	L. Manifold T3		BSP -08 Banjo	601184	601122	270 mm	345 bar	EN 857 2SC		
645532	R. Manifold S1 Psaw		BSP -12 90	601372	601371	925 mm	3/4"	615005		
	Saw motor valve P		BSP -12 Str.	601153	601371	870 mm	375 bar	EN 857 2SC		
645587	R. Manifold S2 A		BSP -12 90	601372	601371	685 mm	3/4"	615005		
	R. Roller motor A		BSP -12 Str.	601153	601371	630 mm	375 bar	EN 857 2SC		
645588	R. Manifold S2 B		BSP -12 90	601372	601371	675 mm	3/4"	615005		
	R. Roller motor B		BSP -12 Str.	601153	601371	620 mm	375 bar	EN 857 2SC		
645589	R. Manifold S3 A		BSP -12 90	601372	601371	1235 mm	3/4"	615005		
	L. Roller motor B		BSP -12 Str.	601153	601371	1180 mm	375 bar	EN 857 2SC		
645590	R. Manifold S3 B		BSP -12 90	601372	601371	1345 mm	3/4"	615005		
	L. Roller motor A		BSP -12 Str.	601153	601371	1290 mm	375 bar	EN 857 2SC		

General - No protection

Hose kit Log Max 7000C
SuperCut 100 - 19cc
From Head no. 170415

Language **en**
Part No. **645501/170415**
V. 250130

Crimp. = Crimp diameter | cyl. = cylinder | Ex. = External | L. = Left | Lo. = Lower | Mani. = Manifold
Meas. Wheel = Measuring Wheel | No. = number | Pres. Rating = Pressure Rating | Red. = Reducer | R. = Right
SBR = Saw Bar Rescue | Str. = Straight | Stump treatm. = Stump treatment | Tot. = Total | U. = Upper | WEOPI = WEO Plug-In

Hose no.	Connections		Fittings		Ferrules	Length	Hose type			Note		
	Connection 1	Connection 2	Fitting 1	Fitting 2			Part no.	Total	Size		Part no.	
											Pres. Rating	Standard
645552	Red. Manifold PR2		BSP -04 Banjo		601539	824 mm	1/4"		615091			
	Saw motor S		BSP -02 90		601539	780 mm						
645599	Easy Greasy		BSP -02 90		601539	305 mm	1/4"		615091	180°		
	Saw motor R		BSP -02 90		601539	270 mm						
645600	Grease hole frame		BSP -02 90		601539	185 mm	1/4"		615091	180°		
	Saw motor		BSP -02 90		601539	150 mm						
645551	Saw motor valve P5		BSP -04 Banjo		601125	553 mm	1/4"		615071			
	Red. Manifold P6		BSP -04 Banjo		601125	500 mm	450 bar		EN 857 2SC			
645553	Joint		BSP -04 Str.		601125	1737 mm	1/4"		615071	STUMP		
	Splice block		BSP -04 Str.		601125	1700 mm	450 bar		EN 857 2SC			
645557	L. Manifold A1		BSP -06 90°		601121	2032 mm	3/8"		615072			
	Saw bar feed cyl. B		BSP -06 90		601121	1980 mm	385 bar		EN 857 2SC			
645558	L. Manifold B1		BSP -06 90		601121	1792 mm	3/8"		615072			
	Saw bar feed cyl. A		BSP -06 90		601121	1750 mm	385 bar		EN 857 2SC			
645657	R. Manifold S1 DR3		BSP -06 90°		601121	1760 mm	3/8"		615072			
	Saw motor D		BSP -06 90°		601121	1690 mm	385 bar		EN 857 2SC			
645658	Saw motor D		BSP -06 Str.		601121	640 mm	3/8"		615072			
	Red. Manifold DR8		BSP -06 Str.		601121	590 mm	385 bar		EN 857 2SC			
645653	R. Manifold S1 T4		BSP -12 Str.		601123	1760 mm	3/4"		615074			
	Saw motor B		BSP -12 Str.		601123	1700 mm	280 bar		EN 857 2SC			
645545	Saw motor valve SP		BSP -12 45		601371	493 mm	3/4"		615005			
	Saw motor A		BSP -12 Str.		601371	400 mm	375 bar		EN 857 2SC			

General - No protection

Hose kit Log Max 7000C

SuperCut 100 - 30cc

From Head no. 170415

Language **en**

Part No. **645505/170415**

V. 250130

Crimp. = Crimp diameter | cyl. = cylinder | Ex. = External | L. = Left | Lo. = Lower | Mani. = Manifold
 Meas. Wheel = Measuring Wheel | No. = number | Pres. Rating = Pressure Rating | Red. = Reducer | R. = Right
 SBR = Saw Bar Rescue | Str. = Straight | Stump treatm. = Stump treatment | Tot. = Total | U. = Upper | WEOPI = WEO Plug-In

Hose no.	Connections		Fittings		Ferrules Part no.	Length Total Cut	Hose type		Note
	Connection 1	Connection 2	Fitting 1	Part no.			Size	Standard	
			Fitting 2	Part no.					
645599	Easy Greasy	Saw motor R	BSP -02 90	601527	601539	305 mm	1/4"	615091	180°
			BSP -02 90	601527	601539	270 mm			
645600	Grease hole frame	Saw motor	BSP -02 90	601527	601539	185 mm	1/4"	615091	180°
			BSP -02 90	601527	601539	150 mm			
645552	Red. Manifold PR2	Saw motor S	BSP -04 Banjo	601149	601539	824 mm	1/4"	615091	
			BSP -02 90	601527	601539	780 mm			
645551	Saw motor valve P5	Red. Manifold P6	BSP -04 Banjo	601149	601125	553 mm	1/4"	615071	
			BSP -04 Banjo	601149	601125	500 mm	450 bar	EN 857_2SC	
645553	Joint	Splice block	BSP -04 Str.	601150	601125	1737 mm	1/4"	615071	STUMP
			BSP -04 Str.	601150	601125	1700 mm	450 bar	EN 857_2SC	
645557	L. Manifold A1	Saw bar feed cyl. B	BSP -06 90°	601161	601121	2032 mm	3/8"	615072	
			BSP -06 90	601171	601121	1980 mm	385 bar	EN 857_2SC	
645558	L. Manifold B1	Saw bar feed cyl. A	BSP -06 90	601171	601121	1792 mm	3/8"	615072	
			BSP -06 90	601171	601121	1750 mm	385 bar	EN 857_2SC	
645659	R. Manifold S1 DR3	Saw motor D	BSP -06 90°	601161	601121	1705 mm	3/8"	615072	180°
			BSP -06 90°	601161	601121	1630 mm	385 bar	EN 857_2SC	
645660	Red. Manifold DR8	Saw motor valve SP	BSP -06 90°	601161	601121	495 mm	3/8"	615072	
			BSP -06 Str.	601151	601121	430 mm	385 bar	EN 857_2SC	
645568	Saw motor A	R. Manifold S1 T4	BSP -12 45	601178	601371	483 mm	3/4"	615005	
			BSP -12 Str.	601153	601371	390 mm	375 bar	EN 857_2SC	
645654	Saw motor B	Saw motor B	BSP -12 Str.	601153	601123	1730 mm	3/4"	615074	
			BSP -12 Str.	601153	601123	1670 mm	280 bar	EN 857_2SC	

General - No protection

Hose kit Log Max 7000C

MS11

From Head no. 3146

Language **en**

Part No. **645506/3146-**

V. 250130

Crimp. = Crimp diameter | cyl. = cylinder | Ex. = External | L. = Left | Lo. = Lower | Mani. = Manifold
 Meas. Wheel = Measuring Wheel | No. = number | Pres. Rating = Pressure Rating | Red. = Reducer | R. = Right
 SBR = Saw Bar Rescue | Str. = Straight | Stump treatm. = Stump treatment | Tot. = Total | U. = Upper | WEOPI = WEO Plug-In

Hose no.	Connections		Fittings		Ferrules	Length	Hose type			Note	
	Connection 1	Connection 2	Fitting 1	Fitting 2			Part no.	Total	Size		Part no.
645601	R. Manifold S1 DR1		BSP -06 Str.		601151	601121	631 mm	3/8"	615072		
	R. Roller motor L		BSP -06 90		601171	601121	590 mm	385 bar	EN 857 2SC		
645602	R. Manifold S1 DR2		BSP -06 45		601176	601121	1153 mm	3/8"	615072		
	L. Roller motor L		BSP -06 90		601171	601121	1090 mm	385 bar	EN 857 2SC		
645603	R. Manifold S2 A		BSP -12 90		601372	601371	796 mm	3/4"	615005	180°	
	R. Roller motor R		BSP -12 90		601372	601371	740 mm	375 bar	EN 857 2SC		
645604	R. Manifold S2 B		BSP -12 90		601372	601371	786 mm	3/4"	615005	190°	
	R. Roller motor L		BSP -12 90		601372	601371	730 mm	375 bar	EN 857 2SC		
645605	R. Manifold S3 A		BSP -12 90		601372	601371	1346 mm	3/4"	615005	180°	
	L. Roller motor L		BSP -12 90		601372	601371	1290 mm	375 bar	EN 857 2SC		
645606	R. Manifold S3 B		BSP -12 90		601372	601371	1446 mm	3/4"	615005	270°	
	L. Roller motor R		BSP -12 90		601372	601371	1390 mm	375 bar	EN 857 2SC		
615051	Hose guard						700 mm	2"			
	L. Roller motor										
615051	Hose guard						700 mm	2"			
	R. Roller motor										

General - No protection

Hose kit Log Max 7000C

Language **en**

Hydraulic upper knife

Part No. **645507/3662-**

From Head no. 3662

V. 250130

Crimp. = Crimp diameter | cyl. = cylinder | Ex. = External | L. = Left | Lo. = Lower | Mani. = Manifold
 Meas. Wheel = Measuring Wheel | No. = number | Pres. Rating = Pressure Rating | Red. = Reducer | R. = Right
 SBR = Saw Bar Rescue | Str. = Straight | Stump treatm. = Stump treatment | Tot. = Total | U. = Upper | WEOPI = WEO Plug-In

Hose no.	Connections		Fittings		Ferrules	Length	Hose type			Note	
	Connection 1	Connection 2	Fitting 1	Fitting 2			Part no.	Size	Pres. Rating		Part no.
			Part no.	Part no.							
645575	L. Manifold T4		BSP -04 Banjo		601149	830 mm	1/4"		615091		
	U. knife Cyl. A		BSP -04 Banjo		601149	780 mm					
645576	L. Manifold A		BSP -04 Banjo		601149	790 mm	1/4"		615091		
	U. knife Cyl. B		BSP -04 Banjo		601149	740 mm					

General - No protection

Hose kit Log Max 7000C
Rotator control
From Head no. 170363

Language en
Part No. 645508/170363
V. 250130

Crimp. = Crimp diameter | cyl. = cylinder | Ex. = External | L. = Left | Lo. = Lower | Mani. = Manifold
Meas. Wheel = Measuring Wheel | No. = number | Pres. Rating = Pressure Rating | Red. = Reducer | R. = Right
SBR = Saw Bar Rescue | Str. = Straight | Stump treatm. = Stump treatment | Tot. = Total | U. = Upper | WEOPI = WEO Plug-In

Hose no.	Connections		Fittings		Ferrules	Length	Hose type			Note
	Connection 1	Connection 2	Fitting 1	Fitting 2			Part no.	Size	Part no.	
					Part no.	Total	Pres. Rating	Standard		
645632	L. Manifold A2		BSP -04 90		601170	2494 mm	1/4"	615071		Marked A
	Rotator A		BSP -04 Banjo		601149	2450 mm	450 bar	EN 857 2SC		
645633	L. Manifold B2		BSP -04 90		601170	2484 mm	1/4"	615071		Marked B
	Rotator B		BSP -04 Banjo		601149	2440 mm	450 bar	EN 857 2SC		
615049	Hose guard					3000 mm	3/4"			
615055	Hose guard					500 mm	1/2"			
615055	Hose guard					500 mm	1/2"			

General - No protection

Hose kit Log Max 7000C

Language **en**

Swiroll

Part No. **645509-PP/316**

From Head no. 170316

V. 250130

Crimp. = Crimp diameter | cyl. = cylinder | Ex. = External | L. = Left | Lo. = Lower | Mani. = Manifold
 Meas. Wheel = Measuring Wheel | No. = number | Pres. Rating = Pressure Rating | Red. = Reducer | R. = Right
 SBR = Saw Bar Rescue | Str. = Straight | Stump treatm. = Stump treatment | Tot. = Total | U. = Upper | WEOPi = WEO Plug-In

Hose no.	Connections		Fittings		Ferrules	Length	Hose type			Note	
	Connection 1	Connection 2	Fitting 1	Part no.			Total	Size	Part no.		
			Fitting 2						Part no.		Standard
645617	Swiroll P		BSP -16 Str.	601157	601142		1"	615084	615084	Marked P	
	R. Manifold P		BSP -16 Str.	601157	601142	1260 mm	345 bar	SAE 100 R13			
645618	Swiroll T		BSP -16 Str.	601157	601142		1"	615084	615084	Marked T	
	R. Manifold T		BSP -16 Str.	601157	601142	1240 mm	345 bar	SAE 100 R13			
645619	Swiroll EL		BSP -12 Str.	601153	601371		3/4"	615083	615083	Marked EL	
	Mani. Bracket EL		BSP -12 Str.	601153	601371	1200 mm	345 bar	SAE 100 R13			
645620	Swiroll DR		BSP -08 Str.	601152	601130		1/2"	615035	615035	Marked DR	
	R. Manifold DR		BSP -08 Str.	601152	601130	1290 mm	470 bar	EN 857 2SC			

General - No protection

Hose kit Log Max 7000C

Saw 98 XL

From Head no. 170415

Language en

Part No. 645511/170415

V. 250130

Crimp. = Crimp diameter | cyl. = cylinder | Ex. = External | L. = Left | Lo. = Lower | Mani. = Manifold
 Meas. Wheel = Measuring Wheel | No. = number | Pres. Rating = Pressure Rating | Red. = Reducer | R. = Right
 SBR = Saw Bar Rescue | Str. = Straight | Stump treatm. = Stump treatment | Tot. = Total | U. = Upper | WEOPI = WEO Plug-In

Hose no.	Connections		Fittings		Ferrules	Length	Hose type			Note	
	Connection 1	Connection 2	Fitting 1	Fitting 2			Part no.	Total	Size		Part no.
642774	Easy Greasy		BSP -04 Banjo		601149	601125	244 mm	1/4"	615071		
	Saw unit		BSP -04 90		601170	601125	200 mm	450 bar	EN 857 2SC		
645530	L. Manifold B1		BSP -04 90		601170	601125	1964 mm	1/4"	615071		
	Saw bar feed cyl. A		BSP -04 Banjo		601149	601125	1920 mm	450 bar	EN 857 2SC		
645531	L. Manifold A1		BSP -04 90		601160	601125	2143 mm	1/4"	615071		
	Saw bar feed cyl. B		BSP -04 Banjo		601149	601125	2090 mm	450 bar	EN 857 2SC		
645577	R. Manifold S1 DR3		BSP -06 90		601171	601121	1845 mm	3/8"	615072		
	Saw motor D		BSP -06 Banjo		601148	601121	1800 mm	385 bar	EN 857 2SC		
645653	R. Manifold S1 T4		BSP -12 Str.		601153	601123	1760 mm	3/4"	615074		
	Saw motor B		BSP -12 Str.		601153	601123	1700 mm	280 bar	EN 857 2SC		
645545	Saw motor valve SP		BSP -12 45		601178	601371	493 mm	3/4"	615005		
	Saw motor A		BSP -12 Str.		601153	601371	400 mm	375 bar	EN 857 2SC		

General - No protection

Hose kit Log Max 7000C
Color marking equipment

From Head no. 170294

Language **en**

Part No. **645512/170294**

V. 250130

Crimp. = Crimp diameter | cyl. = cylinder | Ex. = External | L. = Left | Lo. = Lower | Mani. = Manifold
Meas. Wheel = Measuring Wheel | No. = number | Pres. Rating = Pressure Rating | Red. = Reducer | R. = Right
SBR = Saw Bar Rescue | Str. = Straight | Stump treatm. = Stump treatment | Tot. = Total | U. = Upper | WEOPI = WEO Plug-In

Hose no.	Connections		Fittings		Ferrules	Length	Hose type		Note	
	Connection 1	Connection 2	Fitting 1	Part no.			Size	Part no.		Standard
			Fitting 2	Part no.						
615055	Hose guard					Total Cut	1300 mm	1/2"		
645611	L. Manifold PM		BSP -02 Banjo	601531	601539	1656 mm		1/4"	615091	90°
	Color Pump P		BSP -04 90	601160	601539	1630 mm				
645612	R. Manifold S1 DR6		BSP -02 Banjo	601531	601539	1806 mm		1/4"	615091	130°
	Color Pump DR		BSP -04 90	601160	601539	1780 mm				
645613	L. Color tank		BSP -04 Banjo	601149	601539	2343 mm		1/4"	615091	90°
	Color Pump C1T		BSP -04 90	601160	601539	2290 mm				
645614	R. Color tank		BSP -04 Banjo	601149	601539	2193 mm		1/4"	615091	90°
	Color Pump C2T		BSP -04 90	601160	601539	2140 mm				
645615	Color Pump C1P		BSP -02 90	601527	601539	868 mm		1/4"	615091	
	Color Block 1		BSP -02 Str.	601529	601539	850 mm				
645616	Color Pump C2P		BSP -02 90	601527	601539	858 mm		1/4"	615091	
	Color Block 2		BSP -02 Str.	601529	601539	840 mm				

General - No protection

Hose kit Log Max 7000C
Hose holder

From Head no. 170398

Language **en**
Part No. **645513/170398**
V. 250130

Crimp. = Crimp diameter | cyl. = cylinder | Ex. = External | L. = Left | Lo. = Lower | Mani. = Manifold
Meas. Wheel = Measuring Wheel | No. = number | Pres. Rating = Pressure Rating | Red. = Reducer | R. = Right
SBR = Saw Bar Rescue | Str. = Straight | Stump treatm. = Stump treatment | Tot. = Total | U. = Upper | WEOPI = WEO Plug-In

Hose no.	Connections		Fittings		Ferrules	Length	Hose type			Note	
	Connection 1	Connection 2	Fitting 1	Fitting 2			Part no.	Total	Size		Part no.
645623	R. Manifold S1 P		JIC -20 Str.		601593	601142	1310 mm	1"	615084	Marked P	
	Hose bracket P		JIC -16 Str.		601186	601142	1270 mm	345 bar	SAE 100 R13		
645624	R. Manifold S1 T		JIC -20 Str.		601593	601142	1250 mm	1"	615084	Marked T	
	Hose bracket T		JIC -16 Str.		601186	601142	1210 mm	345 bar	SAE 100 R13		
645625	R. Manifold S1 DR		JIC -10 Str.		601181	601130	1336 mm	1/2"	615035	Marked DR	
	Hose bracket DR		JIC -08 Str.		602316	601130	1300 mm	470 bar	EN 857 2SC		
645626	Bracket frame		JIC -12 Str.		601218	601371	1263 mm	3/4"	615083	Marked EL	
	Hose bracket EL		JIC -12 Str.		601218	601371	1220 mm	345 bar	SAE 100 R13		

General - No protection

Hose kit Log Max 7000C

Language **en**

Bypass valve for measuring wheel cylinder

Part No. **645514/170233**

From Head no. 170233

V. 250130

Crimp. = Crimp diameter | cyl. = cylinder | Ex. = External | L. = Left | Lo. = Lower | Mani. = Manifold
 Meas. Wheel = Measuring Wheel | No. = number | Pres. Rating = Pressure Rating | Red. = Reducer | R. = Right
 SBR = Saw Bar Rescue | Str. = Straight | Stump treatm. = Stump treatment | Tot. = Total | U. = Upper | WEOPI = WEO Plug-In

Hose no.	Connections		Fittings		Ferrules Part no.	Length Total Cut	Hose type			Note	
	Connection 1	Connection 2	Fitting 1	Fitting 2			Part no.	Size	Pres. Rating		Standard
			Part no.	Part no.							
645585	L. Manifold B5		BSP -04 Banjo		601149	653 mm	1/4"		615071		
	Meas. Wheel cyl. A		BSP -04 90		601160	600 mm	450 bar		EN 857 2SC		
645586	Accumulator		BSP -04 90		601170	304 mm	1/4"		615071		
	Meas. Wheel cyl. B		BSP -04 90		601160	260 mm	450 bar		EN 857 2SC		

General - No protection

Hose kit Log Max 7000C

Crane kit EcoLog

From Head no. xxxxxxx

Language en

Part No. 645515/XXXXXX

V. 250130

Crimp. = Crimp diameter | cyl. = cylinder | Ex. = External | L. = Left | Lo. = Lower | Mani. = Manifold
 Meas. Wheel = Measuring Wheel | No. = number | Pres. Rating = Pressure Rating | Red. = Reducer | R. = Right
 SBR = Saw Bar Rescue | Str. = Straight | Stump treatm. = Stump treatment | Tot. = Total | U. = Upper | WEOPI = WEO Plug-In

Hose no.	Connections		Fittings		Ferrules	Length	Hose type			Note	
	Connection 1	Connection 2	Fitting 1	Fitting 2			Part no.	Total	Size		Part no.
645630	Crane		BSP -04 Str.		601150	601125	1/4"	615071	615071	Marked STUMP	
	Stump treatm. 1		BSP -04 Str.		601150	601125	450 bar	EN 857 2SC	EN 857 2SC		
645629	Crane		BSP -08 Str.		601152	601130	1/2"	615035	615035	Marked DR	
	R. Manifold S1 DR3		BSP -08 Str.		601152	601130	470 bar	EN 857 2SC	EN 857 2SC		
649049	Crane		BSP -12 Str.		601153	601371	3/4"	615083	615083	Marked EL	
	Bracket frame		BSP -12 Str.		601153	601371	345 bar	SAE 100 R13	SAE 100 R13		
649050	Crane		BSP -12 Str.		601153	601371	3/4"	615083	615083	Marked EL	
	Bracket frame		BSP -12 Str.		601153	601371	345 bar	SAE 100 R13	SAE 100 R13		
645627	Crane		BSP -16 Str.		601157	601142	1"	615084	615084	Marked P	
	R. Manifold S1 P		BSP -16 Str.		601157	601142	345 bar	SAE 100 R13	SAE 100 R13		
645628	Crane		BSP -16 Str.		601157	601142	1"	615084	615084	Marked T	
	R. Manifold S1 T		BSP -16 Str.		601157	601142	345 bar	SAE 100 R13	SAE 100 R13		

General - No protection

Hose kit Log Max 7000C

Language **en**

Univerasal kit

Part No. **645516/170508**

From Head no. 170XXX

V. 250130

Crimp. = Crimp diameter | cyl. = cylinder | Ex. = External | L. = Left | Lo. = Lower | Mani. = Manifold
 Meas. Wheel = Measuring Wheel | No. = number | Pres. Rating = Pressure Rating | Red. = Reducer | R. = Right
 SBR = Saw Bar Rescue | Str. = Straight | Stump treatm. = Stump treatment | Tot. = Total | U. = Upper | WEOPI = WEO Plug-In

Hose no.	Connections		Fittings		Ferrules	Length	Hose type			Note	
	Connection 1	Connection 2	Fitting 1	Part no.			Part no.	Size	Pres. Rating		Standard
			Fitting 2								
645627	Crane		BSP -16 Str.	601157	601142		1"	615084	615084	Marked P	
	R. Manifold S1 P		BSP -16 Str.	601157	601142	3300 mm	345 bar	SAE 100 R13	SAE 100 R13		
645628	Crane		BSP -16 Str.	601157	601142		1"	615084	615084	Marked T	
	R. Manifold S1 T		BSP -16 Str.	601157	601142	3300 mm	345 bar	SAE 100 R13	SAE 100 R13		
645629	Crane		BSP -08 Str.	601152	601130		1/2"	615035	615035	Marked DR	
	R. Manifold S1 DR3		BSP -08 Str.	601152	601130	3340 mm	470 bar	EN 857 2SC	EN 857 2SC		
649050	Crane		BSP -12 Str.	601153	601371		3/4"	615083	615083	Marked EL	
	Bracket frame		BSP -12 Str.	601153	601371	3620 mm	345 bar	SAE 100 R13	SAE 100 R13		

General - No protection

Hose kit Log Max 7000C

Crane kit Rottne

From Head no. 170XXXX

Language en

Part No. 645517/XXXXXX

V. 250130

Crimp. = Crimp diameter | cyl. = cylinder | Ex. = External | L. = Left | Lo. = Lower | Mani. = Manifold
 Meas. Wheel = Measuring Wheel | No. = number | Pres. Rating = Pressure Rating | Red. = Reducer | R. = Right
 SBR = Saw Bar Rescue | Str. = Straight | Stump treatm. = Stump treatment | Tot. = Total | U. = Upper | WEOPI = WEO Plug-In

Hose no.	Connections		Fittings		Ferrules	Length	Hose type			Note	
	Connection 1	Connection 2	Fitting 1	Fitting 2			Part no.	Total	Size		Part no.
647916	Harvester head		BSP -16 Str.		601157	601142		1"	615084	Marked P	
647917	Swivel		BSP -16 Str.		601157	601142	2990 mm	345 bar	SAE 100 R13		
647918	Swivel		BSP -16 Str.		601157	601142	640 mm	1"	615084	Marked P	
647919	Crane		SAE6 -20 Str. J518		601391	601594	640 mm	345 bar	SAE 100 R13		
647920	Harvester head		BSP -16 Str.		601157	601142	2990 mm	345 bar	SAE 100 R13	Marked T	
647921	Swivel		BSP -16 Str.		601157	601142	660 mm	1"	615084	Marked T	
647922	Crane		SAE3 -20 Str. J518		601392	601594	660 mm	345 bar	SAE 100 R13		
647923	Harvester head		BSP -08 Str.		601152	601130	3050 mm	1/2"	615035	Marked DR	
647924	Swivel		BSP -08 Str.		601152	601130	470 mm	470 bar	EN 857 2SC		
647925	Swivel		BSP -08 Str.		601152	601130	700 mm	1/2"	615035	Marked DR	
647926	Crane		SAE3 -12 Str. J518		601393	601130	470 mm	470 bar	EN 857 2SC		
647927	Marked STUMP		BSP -04 Str.		601150	601125	3250 mm	1/4"	615071		
647928	Marked STUMP		ORFS -04 Str.		601521	601125	450 bar	450 bar	EN 857 2SC		

General - No protection

Hose kit Log Max 7000C

Language **en**

Felling link JIC-BSP

Part No. **645518/170398**

From Head no. 170398

V. 250130

Crimp. = Crimp diameter | cyl. = cylinder | Ex. = External | L. = Left | Lo. = Lower | Mani. = Manifold
 Meas. Wheel = Measuring Wheel | No. = number | Pres. Rating = Pressure Rating | Red. = Reducer | R. = Right
 SBR = Saw Bar Rescue | Str. = Straight | Stump treatm. = Stump treatment | Tot. = Total | U. = Upper | WEOPI = WEO Plug-In

Hose no.	Connections		Fittings		Ferrules	Length	Hose type			Note	
	Connection 1	Connection 2	Fitting 1	Part no.			Total	Size	Part no.		Standard
			Fitting 2								
645661	R. Manifold S1 P		BSP -16 Str.	601157	601142		1"	615084		Marked P	
	Hose bracket P		JIC -16 Str.	601186	601142	1290 mm	345 bar	SAE 100 R13			
645662	R. Manifold S1 T		BSP -16 Str.	601157	601142		1"	615084		Marked T	
	Hose bracket T		JIC -16 Str.	601186	601142	1230 mm	345 bar	SAE 100 R13			
645663	R. Manifold S1 DR		BSP -08 Str.	601152	601130		1/2"	615035		Marked D	
	Hose bracket DR		JIC -08 Str.	602316	601130	1304 mm	470 bar	EN 857 2SC			
645664	Bracket frame		JIC -12 Str.	601218	601371		3/4"	615083		Marked EL	
	Hose bracket EL		JIC -12 Str.	601218	601371	1220 mm	345 bar	SAE 100 R13			

General - No protection

Hose kit Log Max 7000C

Miscellaneous hoses

From Head no. xxxxxxx

Language en

Part No. 645519/xxxxxx

V. 250130

Crimp. = Crimp diameter | cyl. = cylinder | Ex. = External | L. = Left | Lo. = Lower | Mani. = Manifold
 Meas. Wheel = Measuring Wheel | No. = number | Pres. Rating = Pressure Rating | Red. = Reducer | R. = Right
 SBR = Saw Bar Rescue | Str. = Straight | Stump treatm. = Stump treatment | Tot. = Total | U. = Upper | WEOPI = WEO Plug-In

Hose no.	Connections		Fittings		Ferrules	Length	Hose type			Note	
	Connection 1	Connection 2	Fitting 1	Fitting 2			Part no.	Total	Size		Part no.
645583	Stump treatm. 1		BSP -04 Str.		601150	601125	1596 mm	1/4"	615071		
	Swivel		BSP -04 90		601170	601125	1560 mm	450 bar	EN 857 2SC		
645584	Swivel		BSP -04 Str.		601150	601539	317 mm	1/4"	615091		
	Saw bar holder		BSP -04 Str.		601150	601539	280 mm				
645621	Saw unit		BSP -02 90		601527	601125	1846 mm	1/4"	615071	Grease lubrication	
	Joint		BSP -04 Str.		601150	601125	1810 mm	450 bar	EN 857 2SC		
645622	Joint		BSP -04 Str.		601150	601125	3027 mm	1/4"	615071	Grease lubrication	
	Crane		BSP -04 Str.		601150	601125	2990 mm	450 bar	EN 857 2SC		
645655	Protective hose		M 20 Str. Ex.		601551	601121	850 mm	3/8"	615072	Find End, Laser	
	Find End					601121	819 mm	385 bar	EN 857 2SC		

General - No protection

Log Max

7000C

Spare part
manual

170714-

en

Log Max

7000C

Spare part
manual

170714-

en

Log Max

7000C

Spare part
manual

170714-

en

Log Max

7000C

Spare part
manual

170714-

en

Log Max

7000C

Spare part
manual

170714-

en

Log Max

7000C

Spare part
manual

170714-

en

Log Max

7000C

Spare part
manual

170714-

en